# UNC GREENSBORO COLEMAN BUILDING
# FIRE ALARM UPGRADES

**ADDRESS: 1408 WALKER AVENUE**
**GREENSBORO, NC 27412**

CONSTRUCTION DOCUMENTS - ISSUED FOR BID
APRIL 28, 2023
SCO ID: 17-18200-01A CODE:41725 ITEM 323
McKIM & CREED PROJECT # 07144-0003

## INDEX OF DRAWINGS:


GENERAL

CS COVER SHEET

ARCHITECTURAL

G001 BUILDING CODE SUMMARY
G002 GROUND FLOOR LIFE SAFETY PLAN
G003 FIRST FLOOR LIFE SAFETY PLAN
G004 SECOND FLOOR LIFE SAFETY PLAN
G005 THIRD FLOOR LIFE SAFETY PLAN
G006 FOURTH FLOOR LIFE SAFETY PLAN
D100 GROUND FLOOR DEMOLITION PLAN
D101 FIRST FLOOR DEMOLITION PLAN
D102 SECOND FLOOR DEMOLITION PLAN
D103 THIRD FLOOR DEMOLITION PLAN
D104 FOURTH FLOOR DEMOLITION PLAN
A100 GROUND FLOOR NEW WOK PLAN
A101 FIRST FLOOR NEW WOK PLAN
A102 SECOND FLOOR NEW WOK PLAN
A103 THIRD FLOOR NEW WOK PLAN
A104 FOURTH FLOOR NEW WOK PLAN

PHASING

PH001 PHASING PLANS
PH002 PHASING PLANS NOTES

HAZARDROUS

HA100 HAZARDROUS MATERIALS ABATEMENT DRAWINGS
HA101 HAZARDROUS MATERIALS ABATEMENT DRAWINGS
HA102 HAZARDROUS MATERIALS ABATEMENT DRAWINGS
HA103 HAZARDROUS MATERIALS ABATEMENT DRAWINGS
HA104 HAZARDROUS MATERIALS ABATEMENT DRAWINGS

ELECTRICAL/FIRE ALARM

FA001 FIRE ALARM GENERAL NOTES AND SYMBOL LEGEND
FA100 GROUND FLOOR FIRE ALARM PLAN - DEMOLITION
FA101 FIRST FLOOR FIRE ALARM PLAN - DEMOLITION (1 OF 4)
FA102 FIRST FLOOR FIRE ALARM PLAN - DEMOLITION (2 OF 4)
FA103 FIRST FLOOR FIRE ALARM PLAN - DEMOLITION (3 OF 4)
FA104 FIRST FLOOR FIRE ALARM PLAN - DEMOLITION (4 OF 4)
FA110 GROUND FLOOR FIRE ALARM PLAN - NEW WORK
FA111 FIRST FLOOR FIRE ALARM PLAN - NEW WORK (1 OF 4)
FA112 FIRST FLOOR FIRE ALARM PLAN - NEW WORK (2 OF 4)
FA113 FIRST FLOOR FIRE ALARM PLAN - NEW WORK (3 OF 4)
FA114 FIRST FLOOR FIRE ALARM PLAN - NEW WORK (4 OF 4)
FA201 SECOND FLOOR FIRE ALARM PLAN - DEMOLITION (1 OF 4)
FA202 SECOND FLOOR FIRE ALARM PLAN - DEMOLITION (2 OF 4)
FA203 SECOND FLOOR FIRE ALARM PLAN - DEMOLITION (3 OF 4)
FA204 SECOND FLOOR FIRE ALARM PLAN - DEMOLITION (4 OF 4)
FA211 SECOND FLOOR FIRE ALARM PLAN - NEW WORK (1 OF 4)
FA212 SECOND FLOOR FIRE ALARM PLAN - NEW WORK (2 OF 4)
FA213 SECOND FLOOR FIRE ALARM PLAN - NEW WORK (3 OF 4)
FA214 SECOND FLOOR FIRE ALARM PLAN - NEW WORK (4 OF 4)
FA301 THIRD FLOOR FIRE ALARM PLAN - DEMOLITION (1 OF 4)
FA302 THIRD FLOOR FIRE ALARM PLAN - DEMOLITION (2 OF 4)
FA303 THIRD FLOOR FIRE ALARM PLAN - DEMOLITION (3 OF 4)
FA304 THIRD FLOOR FIRE ALARM PLAN - DEMOLITION (4 OF 4)
FA311 THIRD FLOOR FIRE ALARM PLAN - NEW WORK (1 OF 4)
FA312 THIRD FLOOR FIRE ALARM PLAN - NEW WORK (2 OF 4)
FA313 THIRD FLOOR FIRE ALARM PLAN - NEW WORK (3 OF 4)
FA314 THIRD FLOOR FIRE ALARM PLAN - NEW WORK (4 OF 4)
FA401 FOURTH FLOOR FIRE ALARM PLAN - DEMOLITION (1 OF 3)
FA402 FOURTH FLOOR FIRE ALARM PLAN - DEMOLITION (2 OF 3)
FA403 FOURTH FLOOR FIRE ALARM PLAN - DEMOLITION (3 OF 3)
FA411 FOURTH FLOOR FIRE ALARM PLAN - NEW WORK (1 OF 3)
FA412 FOURTH FLOOR FIRE ALARM PLAN - NEW WORK (2 OF 3)
FA413 FOURTH FLOOR FIRE ALARM PLAN - NEW WORK (3 OF 3)
FA500 FIRE ALARM MATRIX AND RISER DIAGRAM
FA501 ELECTRICAL PANEL SCHEDULES AND AHU SUMMARY
FA600 ELECTRICAL DETAILS
FA700 PARTIAL ATRIUM CEILING PLANS


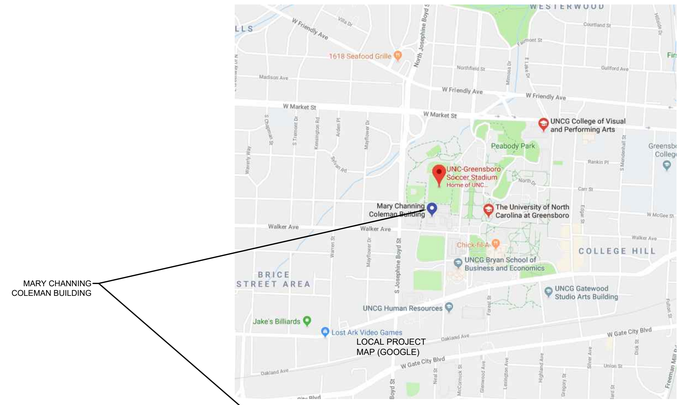


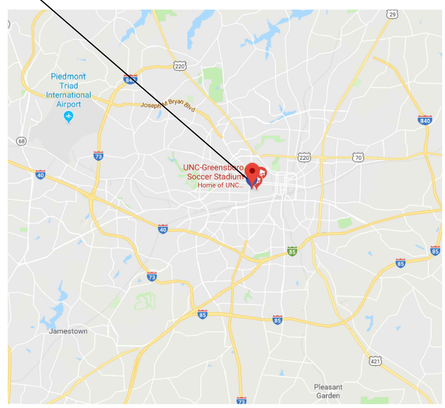


MECHANICAL/ELECTRICAL/PLUMBING ENGINEERS


McKIM&CREED
Venture IV Building, Suite 500
1730 Varsity Drive
Raleigh, North Carolina 27606
Phone: (919)233-8091, Fax: (919)233-8031
NC License# F-1222
www.mckimcreed.com


| REV. NO. | DESCRIPTION | DATE |
|---|---|---|
| 0 | ISSUED FOR BID | 2023-04-28 |

REVISIONS

NORTH CAROLINA PROFESSIONAL ENGINEER SEAL 027328 4-25-23 ANDREW D. SIGMON


McKIM&CREED
Venture IV Building, Suite 500
1730 Varsity Drive
Raleigh, North Carolina 27606
Phone: (919) 233-8091, Fax: (919) 233-8031
NC License# F-1222
www.mckimcreed.com


UNC GREENSBORO
Find your way here

UNC GREENSBORO - COLEMAN BUILDING
FIRE ALARM UPGRADES
SCO ID NO: 17-18200-01A CODE: 41725 ITEM: 323

COVER SHEET

| | |
|---|---|
| PROJ. START DATE: | 2023.04.28 |
| MCE PROJ. # | 07144-0003 |
| DRAWN | SZ |
| DESIGNED | ADS |
| CHECKED | ADS |
| PROJ. MGR. | ADS |

SCALE
HORIZONTAL: N/A
VERTICAL: N/A

CS
DRAWING NUMBER
REVISION

STATUS: ISSUED FOR BID

S:\07144 UNC GREENSBORO\0003\80-DRAWINGS\86-DESIGN\86E-ELECTRICAL DESIGN\CONSTRUCTION DOCUMENTS\CS COVER SHEET.DWG 04/25/2023 12:56:02 SOPHIE ZHOU

Revit Template Version
v10: 2019.08.04

# 2018 APPENDIX B BUILDING CODE SUMMARY FOR ALL COMMERCIAL PROJECTS

## PROJECT INFORMATION

Name of Project: UNC-Greensboro - Coleman Building Fire Alarm Upgrades

Address: 1408 Walker Ave. Greensboro, NC Zipcode: 27412

Owner/Authorized Agent: UNC Greensboro

Phone: Email:

Owned by: ☐ City/County ☐ Private ■ State

Code Enforcement Jurisdiction ☐ City ☐ County ■ State

## CONTACT

| DESIGNER | FIRM - NAME - PHONE | EMAIL | LICENSE # |
|---|---|---|---|
| Architectural | BHDP PLLC - Paul Orban<br>919-683-1084 | porban@bhdp.com | 11192 |
| Civil | | | |
| Electrical | McKim & Creed - Andrew Sigmon<br>919-233-8091 | asigmon@mckimcreed.com | 027325 |
| Fire Alarm | McKim & Creed - Andrew Sigmon<br>919-233-8091 | asigmon@mckimcreed.com | 027325 |
| Plumbing | | | |
| Mechanical | McKim & Creed - Steven Thigpen<br>919-233-8091 | sthigpen@mckimcreed.com | 045325 |
| Sprinkler-Standpipe | McKim & Creed - Steven Thigpen<br>919-233-8091 | sthigpen@mckimcreed.com | 045325 |
| Structural | | | |
| Retaining Walls>5' High | | | |
| Other | | | |

## CODE DATA

2018 NC BUILDING CODE: ☐ New Building ☐ Addition ■ Renovation ☐ 1st Time Interior Completion

☐ Shell/Core Contact the local inspection jurisdiction for possible additional procedures and requirements

☐ Phased Construction Shell/Core - contact the local inspection jurisdiction for possible additional procedures and requirements

2018 NC EXISTING BUILDING CODE: Existing: ☐ Prescriptive ☐ Repair ☐ Chapter 14

Alteration: ☐ Level 1 ☐ Level II ☐ Level III

☐ Historic Property ☐ Change of Use

CONSTRUCTED: (date) _____ CURRENT OCCUPANCY (S) (Ch. 3): _____

RENOVATED: (date) _____ PROPOSED OCCUPANCY (S) (Ch. 3): _____

RISK CATEGORY: (Table 1604.5): CURRENT: ☐ I ☐ II ☐ III ☐ IV

PROPOSED: ☐ I ☐ II ☐ III ☐ IV

## BASIC BUILDING DATA

Construction Type: ☐ I-A ☐ II-A ☐ III-A ☐ IV ☐ V-A

■ I-B ■ II-B ☐ III-B ☐ V-B

Sprinklers: ☐ No ☐ Partial ■ Yes ■ NFPA 13 ☐ NFPA 13R ☐ NFPA 13D

Standpipes: ☐ No ■ Yes Class: ■ I ☐ II ☐ III ■ Wet ☐ Dry

Fire District: ■ No ☐ Yes Flood Hazard Area: ■ No ☐ Yes

Special Inspections Required: ■ No ☐ Yes (Contact the local inspection jurisdiction for additional procedures and requirements)

## GROSS BUILDING AREA TABLE:

| FLOOR | EXISTING (SQ. FT.) | NEW (SQ. FT.) | SUBTOTAL |
|---|---|---|---|
| | | | |
| | | | |
| | | | |
| | | | |
| | | | |
| | | | |
| 4th Floor | 21,470 | | 21,470 |
| 3rd Floor | 68,970 | | 68,970 |
| 2nd Floor | 54,500 | | 54,500 |
| 1st Floor | 101,810 | | 101,810 |
| Ground Floor | | | |
| TOTAL | 246,750 | | 246,750 |

## ALLOWABLE AREA

Primary Occupancy Classification(s):

Assembly ☐ A-1 ☐ A-2 ■ A-3 ■ A-4 ☐ A-5

Business ■

Education ☐

Factory ☐ F-1 Moderate ☐ F-2 Low

Hazardous ☐ H-1 Detonate ☐ H-2 Deflagrate ☐ H-3 Combust ☐ H-4 Health ☐ H-5 HPM

Institutional ☐ I-1 Condition ☐ 1 ☐ 2

☐ I-2 Condition ☐ 1 ☐ 2

☐ I-3 Condition ☐ 1 ☐ 2 ☐ 3 ☐ 4 ☐ 5

☐ I-4

Mercantile ☐

Residential ☐ R-1 ☐ R-2 ☐ R-3 ☐ R-4

Storage ☐ S-1 Moderate ☐ S-2 Low ☐ High-piled

☐ Parking Garage ☐ Open ☐ Enclosed ☐ Repair Garage

Utility and Miscellaneous ☐

Accessory Occupancy Classification(s): Business (B) - Storage (S-2)

Incidental Uses (Table 509): Laundry Room >100 sf

Special Uses (Chapter 4 - List Code Sections): _____

Special Provisions (Chapter 5 - List Code Sections): _____

Mixed Occupancy: ☐ No ■ Yes Separation: 1 & 2 Hr. Exception: _____

☐ Non-Separated Use (508.3) The required type of construction for the building shall be determined by applying the height and area limitations for each of the applicable occupancies to the entire building. The most restrictive type of construction, so determined, shall apply to the entire building.

■ Separated Use (508.4) See below for area calculations for each story, the area of the occupancy shall be such that the sum of the ratios of the actual floor area of each use divided by the allowable floor area for each use shall not exceed 1.

$$\frac{\text{Actual Area of Occupancy A}}{\text{Allowable Area of Occupancy A}} + \frac{\text{Actual Area of Occupancy B}}{\text{Allowable Area of Occupancy B}} \leq 1$$

_____ + _____ + _____ + _____ = _____ ≤1.00

| Story No. | Description and Use | (A) Bldg Area per Story (Actual) | (B) Table 506.2* Area | (C) Area for Frontage Increase† ‡ |
|---|---|---|---|---|
| | | | | |
| | | | | |
| | | | | |
| | | | | |
| | | | | |
| | | | | |
| | | | | |
| | | | | |
| | | | | |
| | | | | |
| | | | | |
| | | | | |

NO CHANGE TO EXISTING BUILDING AREA

Frontage area increases from Section 506.3 are computed thus:
a. Perimeter which fronts a public way or open space having 20 feet minimum width = _____ [F]
b. Total Building Perimeter = _____ [P]
c. Ratio (F/P) = _____ (F/P)
d. W = Minimum width of public way = _____ (W)
e. Percentage of frontage increase
I<sub>f</sub> = 100(F/P - 0.25) x W/30 = _____ (%)

† Unlimited area applicable under conditions of Section 507.
‡ Maximum Building Area = total number of stories in the building x D (maximum 3 stories) (506.2).
* The maximum area of open parking garages must comply with Table 406.5.4.
† Frontage increase is based on the unsprinklered area value in Table 506.2.

## ALLOWABLE HEIGHT

| | Allowable | Shown on Plans | Code Reference[1] |
|---|---|---|---|
| Building Height in Feet (Table 504.3)[2] | NO CHANGE TO EXISTING BUILDING HEIGHT | | TABLE 504.3 |
| Building Height in Stories (Table 504.4)[3] | | | TABLE 504.4 |

[1] Provide code reference if the "Shown on Plans" quantity is not based on Table 504.3 or 504.4
[2] The maximum height of all traffic control towers must comply with Table 412.5.1.
[3] The maximum height of open parking garages must comply with Table 406.5.4.

## FIRE PROTECTION REQUIREMENTS

| Building Element | Fire Separation Distance (Feet) | Req'd | Rating Provided (w/ ____* Reduction) | Detail # and Sheet # | Design # for Rated Assembly | Sheet # for Rated Penetration | Design # for Rated Joints |
|---|---|---|---|---|---|---|---|
| Structural frame, including columns, girders and trusses | | | 3 hr | EXISTING | EXISTING | | EXISTING |
| Bearing walls | | | | | | | |
| Exterior | | | | | | | |
| North | | | | | | | |
| East | | | | | | | |
| West | | | | | | | |
| South | | | | | | | |
| Interior | | | | | | | |
| Nonbearing walls and partitions | | | | | | | |
| Exterior Walls | | | | | | | |
| North | | | | | | | |
| East | | | | | | | |
| West | | | | | | | |
| South | | | | | | | |
| Interior walls and partitions | | | | | | | |
| Floor construction, including supporting beams and joists | | | 2 hr | EXISTING | EXISTING | | EXISTING |
| Floor Ceiling Assembly | | | | | | | |
| Columns Supporting Floors | | | | | | | |
| Roof construction, including supporting beams and joists | | | | | | | |
| Roof Ceiling Assembly | | | | | | | |
| Columns Supporting Roofs | | | | | | | |
| Shaft Enclosures - Exits | | | 2 hr | EXISTING | EXISTING | | EXISTING |
| Shafts Enclosures - Other | | | 2 hr | EXISTING | EXISTING | | EXISTING |
| Corridor Separation | | | | | | | |
| Occupancy / Fire Barrier Separation | | | | | | | |
| Party/Fire Wall Separation | | | | | | | |
| Smoke Barrier Separation | | | | | | | |
| Smoke Partition | | | | | | | |
| Tenant / Dwelling Unit / Sleeping Unit Separation | | | | | | | |
| Incidental Use Separation | | | 1 hr | EXISTING | EXISTING | | EXISTING |

* Indicated section number permitting reduction

## PERCENTAGE OF WALL OPENING CALCULATIONS

| FIRE SEPARATION DISTANCE (FEET) FROM PROPERTY LINES | DEGREE OF OPENINGS PROTECTION (TABLE 705.8) | ALLOWABLE AREA (%) | ACTUAL SHOWN ON PLANS (%) |
|---|---|---|---|
| NO CHANGE TO EXISTING BUILDING ENVELOPE | | | |
| | | | |
| | | | |
| | | | |
| | | | |

## LIFE SAFETY SYSTEM REQUIREMENTS

Emergency Lighting: ☐ No ■ Yes

Exit Signs: ☐ No ■ Yes

Fire Alarm: ☐ No ■ Yes

Smoke Detection Systems: ☐ No ■ Yes ☐ Partial

Carbon Monoxide Detection: ☐ No ■ Yes

## LIFE SAFETY PLAN REQUIREMENTS

Life Safety Plan Sheet #: **G002 - G006 (limited analysis due to scope of work)**

- ■ Fire and/or smoke rated wall locations (Chapter 7)
- ☐ Assumed and real property line locations (if not on the site plan)
- ☐ Exterior wall opening area with respect to distance to assumed property lines (705.8)
- ■ Occupancy Use for each area as it relates to occupant load calculation (Table 1004.1.2)
- ☐ Occupant loads for each area
- ☐ Exit sign locations (1013)
- ☐ Exit access travel distance (1017)
- ☐ Common path of travel distance (Table 1006.2.1 & 1006.3.2(1))
- ☐ Dead end lengths (1020.4)
- ☐ Clear exit widths for each exit door
- ☐ Maximum calculated occupant load capacity each exit door can accommodate per egress width (1005.3)
- ☐ Actual occupant load for each exit door
- ☐ A separate schematic plan indicating where fire rated floor/ceiling and/or roof structure is provided for purposes of occupancy separation
- ☐ Location of doors with panic hardware (1010.1.10)
- ☐ Location of doors with delayed egress locks and the amount of delay (1010.1.9.7)
- ☐ Location of doors with electromagnetic egress locks (1010.1.9.9)
- ☐ Location of doors equipped with hold-open devices
- ☐ Location of emergency escape windows (1030)
- ☐ The square footage of each fire area (202)
- ☐ The square footage of each smoke compartment for Occupancy Classification I-2 (407.5)
- ☐ Note any code exception or table notes that may have been utilized regarding the items above

## ACCESSIBLE DWELLING UNITS (SECTION 1107)

| TOTAL UNITS | ACCESSIBLE UNITS REQUIRED | ACCESSIBLE UNITS PROVIDED | TYPE A UNITS REQUIRED | TYPE A UNITS PROVIDED | TYPE B UNITS REQUIRED | TYPE B UNITS PROVIDED | TOTAL ACCESSIBLE UNITS PROVIDED |
|---|---|---|---|---|---|---|---|
| N/A | | | | | | | |

## ACCESSIBLE PARKING (SECTION 1106)

| Lot or Parking Area | Total # of Parking Spaces: Required | Total # of Parking Spaces: Provided | # of Accessible Spaces Provided: Regular w/ 5' Access Aisle | Van Spaces With: 132" Access Aisle | Van Spaces With: 8' Access Aisle | Total # Accessible Provided |
|---|---|---|---|---|---|---|
| NO CHANGE TO EXISTING CONDITIONS | | | | | | |
| | | | | | | |
| | | | | | | |
| | | | | | | |
| | | | | | | |
| | | | | | | |
| | | | | | | |
| TOTAL | | | | | | |

## PLUMBING FIXTURE REQUIREMENTS (TABLE 2902.1)

| USE | | WATERCLOSETS: MALE | WATERCLOSETS: FEMALE | WATERCLOSETS: UNISEX | URINALS | LAVATORIES: MALE | LAVATORIES: FEMALE | LAVATORIES: UNISEX | SHOWERS/ TUBS | DRINKING FOUNTAINS: REGULAR | DRINKING FOUNTAINS: ACCESSIBLE |
|---|---|---|---|---|---|---|---|---|---|---|---|
| | NEW | NO CHANGE TO EXISTING CONDITIONS | | | | | | | | | |
| | REQUIRED | | | | | | | | | | |
| | NEW | | | | | | | | | | |
| | REQUIRED | | | | | | | | | | |
| | NEW | | | | | | | | | | |
| | REQUIRED | | | | | | | | | | |
| | NEW | | | | | | | | | | |
| | REQUIRED | | | | | | | | | | |

## SPECIAL APPROVALS

Special approval: [Local Jurisdiction, Department of Insurance, OSC, DPI, DHHS, etc., describe below]

_____

_____

## ENERGY SUMMARY

ENERGY REQUIREMENTS:
The following data shall be considered minimum and any special attribute required to meet the energy code shall also be provided. Each Designer shall furnish the required portion of the project information for the plan data sheet. If performance method, state the annual energy cost for the standard reference design vs annual energy cost for the proposed design.

Existing building envelope complies with code: ☐ No ☐ Yes (The remainder of this section is not applicable)

Exempt Building: ☐ No ☐ Yes (Provide code or statutory reference): _____

Climate Zone: ☐ 3A ☐ 4A ☐ 5A

Method of Compliance: Energy Code ☐ Performance ☐ Prescriptive

ASHRAE 90.1 ☐ Performance ☐ Prescriptive

(If "Other" specify source here) _____

THERMAL ENVELOPE (Prescriptive method only)

Roof/ceiling Assembly (each assembly)
- Description of assembly: _____
- U-Value of total assembly: _____
- R-Value of insulation: _____
- Skylights in each assembly: _____
- U-Value of skylight: _____
- Total square footage of skylights in each assembly: _____

Exterior Walls (each assembly)
- Description of assembly: _____
- U-Value of total assembly: _____
- R-Value of insulation: _____
- Openings (windows or doors with glazing)
  - U-Value of assembly: _____
  - Solar heat gain coefficient: _____
  - Projection factor: _____
  - Door R-Values: _____

Walls below grade (each assembly)
- Description of assembly: _____
- U-Value of total assembly: _____
- R-Value of insulation: _____

Floors over unconditioned space (each assembly)
- Description of assembly: _____
- U-Value of total assembly: _____
- R-Value of insulation: _____

Floors slabs on grade
- Description of assembly: _____
- U-Value of total assembly: _____
- R-Value of insulation: _____
- Horizontal/vertical requirements: _____
- Slab heated: _____

NO CHANGE TO EXISTING THERMAL ENVELOPE

## STRUCTURAL DESIGN

(Located on Structural Sheet(s)): _____

DESIGN LOADS:

Importance Factors: Snow ($I_S$) _____ Seismic ($I_E$) _____

Live Loads: Roof _____ psf; Mezzanine _____ psf; Floor _____ psf

Ground Snow Load: _____ psf

Wind Load: Ultimate Wind Speed _____ mph (ASCE-7); Exposure Category _____

SEISMIC DESIGN CATEGORY: ☐ A ☐ B ☐ C ☐ D

Provide the following Seismic Design Parameters:
- Risk Category (Table 1604.5) ☐ I ☐ II ☐ III ☐ IV
- Spectral Response Acceleration $S_S$ _____ %g $S_1$ _____ %g
- Site Classification (ASCE 7) ☐ A ☐ B ☐ C ☐ D ☐ E ☐ F
- Data Source: ☐ Field Test ☐ Presumptive ☐ Historical Data

Basic Structural System
- ☐ Bearing Wall ☐ Dual w/ Special Moment Frame
- ☐ Building Frame ☐ Dual w/ Intermediate R/C or Special Steel
- ☐ Moment Frame ☐ Inverted Pendulum

Analysis Procedure: ☐ Modified ☐ Equivalent Lateral Force ☐ Dynamic

Architectural, Mechanical, Components anchored: ☐ Yes ☐ No

LATERAL DESIGN CONTROL: ☐ Earthquake ☐ Wind

SOIL BEARING CAPACITIES:
- Field Test (provide copy of test report) _____ psf
- Presumptive Load Capacity _____ psf
- Pile Size, Type, and Capacity _____

NO CHANGE TO EXISTING STRUCTURE

## MECHANICAL SUMMARY

(Located on Mechanical Sheet Number(s)): _____

MECHANICAL SYSTEMS, SERVICE SYSTEMS AND EQUIPMENT

Thermal Zone:
- Winter Dry Bulb: _____
- Summer Dry Bulb: _____

Interior Design Conditions:
- Winter Dry Bulb: _____
- Summer Dry Bulb: _____
- Relative Humidity: _____

Building Heating Load: _____

Building Cooling Load: _____

Mechanical Spacing Conditioning System:

Unitary
- Description of Unit: _____
- Heating Efficiency: _____
- Cooling Efficiency: _____
- Size Category of Unit: _____

Boiler
- Size Category, If oversized, state reason: _____

Chiller
- Size Category, If oversized, state reason: _____

List Equipment Efficiencies: _____

NO CHANGE TO EXISTING MECHANICAL SYSTEM

## ELECTRICAL SUMMARY

(Located on Electrical Sheet Number(s)): _____

ELECTRICAL SYSTEM AND EQUIPMENT:

Method of Compliance: Energy Code ☐ Performance ☐ Prescriptive

ASHRAE 90.1 ☐ Performance ☐ Prescriptive

Lighting Schedule (each fixture type)
- Lamp type required in fixture
- Number of lamps in fixture
- Ballast type used in the fixture
- Number of ballasts in fixture
- Total wattage per fixture
- Total interior wattage specified vs allowed (per building or space by space)
- Total exterior wattage specified vs allowed

Additional Efficiency Package Options
(When using the 2018 NCECC; ASHRAE 90.1)
- ☐ C406.2 More Efficient HVAC Equipment Performance
- ☐ C406.3 Reduced Lighting Power Density
- ☐ C406.4 Enhanced Digital Lighting Controls
- ☐ C406.5 On-Site Renewable Energy
- ☐ C406.6 Dedicated Outdoor Air System
- ☐ C406.7 Reduced Energy Use in Service Water Heating

NO CHANGE TO EXISTING ELECTRICAL SYSTEM

| REV.NO. | DESCRIPTION | DATE |
|---|---|---|
| A | CD FOR REVIEW | 2022-06-08 |
| B | CD FOR REVIEW - POST SIX (6) MONTHS | 2023-02-10 |
| 0 | BID SET | 2023-04-28 |

REVISIONS

PAUL DAVID ORBAN REGISTERED ARCHITECT 11192 NORTH CAROLINA 04/25/2023

BHDP PLLC REGISTERED ARCHITECTS 53004 NORTH CAROLINA CINCINNATI, OH


BHDP
CHARLOTTE
800 Westmere Ave.
Suite 408
Charlotte, NC 28208
PHONE 704.317.6971

McKIM&CREED
Venture IV Building, Suite 500
1730 Varsity Drive
Raleigh, North Carolina 27606
Phone: (919) 233-8091, Fax: (919) 233-8031
NC License# F-1222
www.mckimcreed.com


UNC GREENSBORO
Find your way here

UNC GREENSBORO - COLEMAN BUILDING
FIRE ALARM UPGRADES

SCO ID NO: 17-18200-01A CODE: 41725 ITEM: 323

BUILDING CODE SUMMARY

| | |
|---|---|
| PROJ. START DATE: | 2023.02.10 |
| MCE PROJ. # | 07144-0003 |
| DRAWN | KS |
| DESIGNED | WDD |
| CHECKED | DF |
| PROJ. MGR. | KD |

SCALE
HORIZONTAL:
VERTICAL:

G001
DRAWING NUMBER
UNG01.04
BHDP PROJ. #

STATUS: ISSUED FOR BID


This document is the product and property of Baxter Hodell Donnelly Preston, Inc. Neither the document nor the information it contains may be copied or used for other than the specific project for which it was prepared without the written consent of Baxter Hodell Donnelly Preston, Inc.


4/24/2023 4:46:11 PM

Revit Template Version
v16: 2019.0.64



1 G002 GROUND FLOOR LIFE SAFETY PLAN
1/16" = 1'-0"

## LIFE SAFETY LEGEND

| | |
|---|---|
| ←- - - - | TRAVEL DISTANCE PATH OF EGRESS |
| FE | FIRE EXTINGUISHER |
| FEC | FIRE EXTINGUISHER CABINET |
| PANIC | EXIT DOOR WITH PANIC HARDWARE |

## OCCUPANCY TYPE LEGEND

A-3 ASSEMBLY - A3

FIRE RATED WALLS IDENTIFIED ON PLANS, WITH THE INFORMATION AVAILABLE. ANY PENETRATION THROUGH RATED WALLS MUST BE PROTECTED PER NORTH CAROLINA STATE BUILDING CODE. CONTRACTOR TO VERIFY RATED WALLS WITH LOCAL AUTHORITY HAVING JURISDICTION.

LIFE SAFETY INFORMATION SHOWN IS LIMITED DUE TO THE SCOPE OF WORK BEING RELATED TO FIRE ALARM RENOVATIONS.

| REV.NO. | DESCRIPTION | DATE |
|---|---|---|
| A | CD FOR REVIEW | 2022-06-06 |
| B | CD FOR REVIEW - POST SIX (6) MONTHS | 2023-02-10 |
| 0 | BID SET | 2023-04-28 |

REVISIONS

PAUL DAVID ORGAN REGISTERED ARCHITECT 11102 NORTH CAROLINA 04/25/2023

BHDP PLLC REGISTERED ARCHITECTURE COMPANY 53004 NORTH CAROLINA CINCINNATI, OH


BHDP
CHARLOTTE
800 Westmere Ave.
Suite 408
Charlotte, NC 28208
PHONE 704.317.6971

McKIM&CREED
Venture IV Building, Suite 500
1730 Varsity Drive
Raleigh, North Carolina 27606
Phone: (919) 233-8091, Fax: (919) 233-8031
NC License# F-1222
www.mckimcreed.com


UNC GREENSBORO
Find your way here

UNC GREENSBORO - COLEMAN BUILDING
FIRE ALARM UPGRADES
SCO ID NO: 17-18200-01A CODE: 41725 ITEM: 323

GROUND FLOOR LIFE SAFETY PLAN

| | |
|---|---|
| PROJ. START DATE: | 2023.02.10 |
| MCE PROJ. # | 07144-0003 |
| DRAWN | CM |
| DESIGNED | JB |
| CHECKED | NZ |
| PROJ. MGR. | JB |

SCALE
HORIZONTAL:
VERTICAL:

G002
DRAWING NUMBER
UNG01.04
BHDP PROJ. #

STATUS: ISSUED FOR BID


This document is the product and property of Baxter Hodell Donnelly Preston, Inc. Neither this document nor the information it contains may be copied or used for other than the specific project for which it was prepared without the written consent of Baxter Hodell Donnelly Preston, Inc.


4/24/2023 4:46:12 PM

Revit Template Version
v16: 2019.06.04

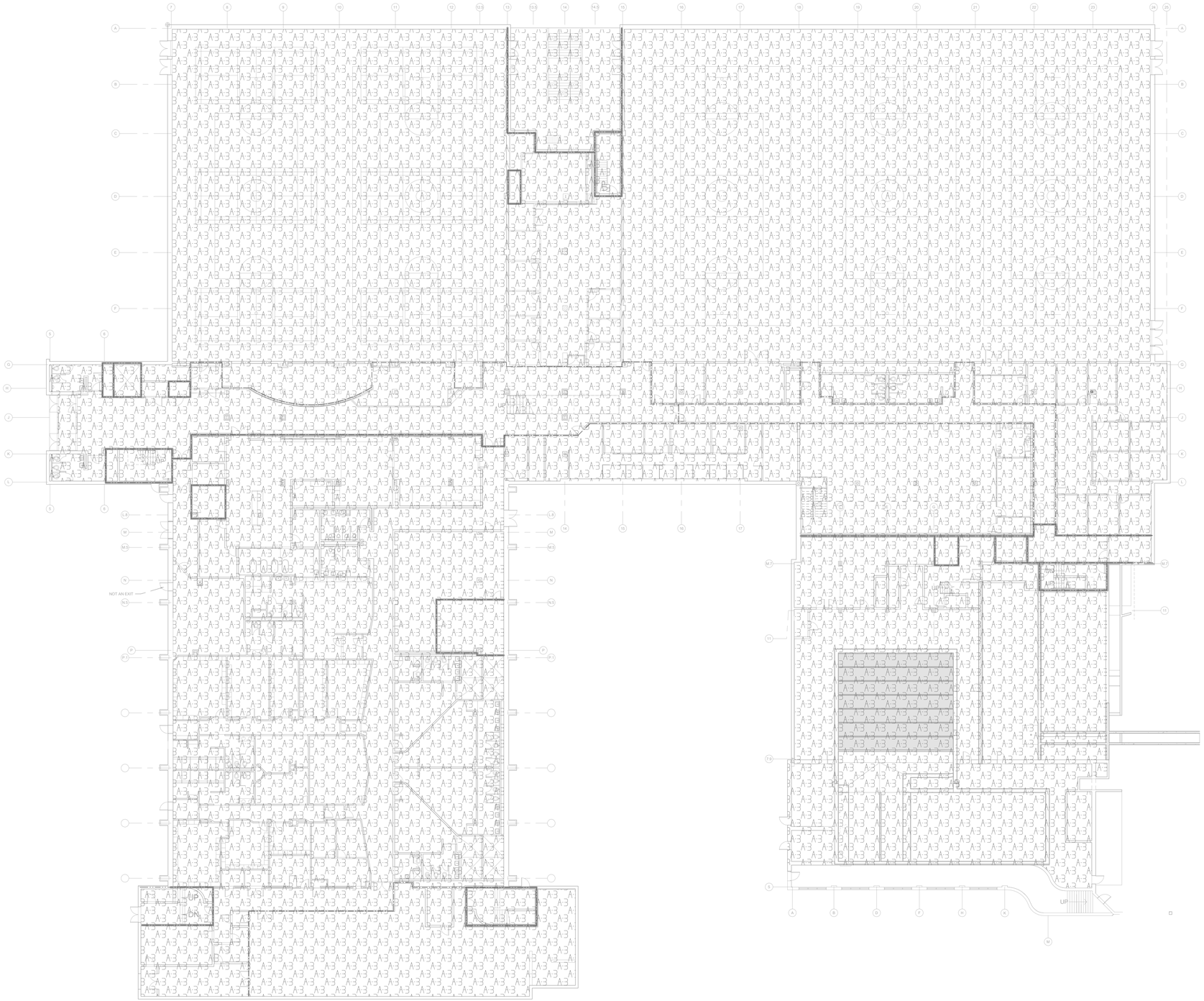


1 G003 FIRST FLOOR LIFE SAFETY PLAN
1/16" = 1'-0"

## LIFE SAFETY LEGEND

| | |
|---|---|
| ←- - - - | TRAVEL DISTANCE<br>PATH OF EGRESS |
| FE | FIRE<br>EXTINGUISHER |
| FEC | FIRE<br>EXTINGUISHER CABINET |
| PANIC | EXIT DOOR WITH<br>PANIC HARDWARE |

## OCCUPANCY TYPE LEGEND

ASSEMBLY - A3

FIRE RATED WALLS IDENTIFIED ON PLANS, WITH THE INFORMATION AVAILABLE. ANY PENETRATION THROUGH RATED WALLS MUST BE PROTECTED PER NORTH CAROLINA STATE BUILDING CODE. CONTRACTOR TO VERIFY RATED WALLS WITH LOCAL AUTHORITY HAVING JURISDICTION.

LIFE SAFETY INFORMATION SHOWN IS LIMITED DUE TO THE SCOPE OF WORK BEING RELATED TO FIRE ALARM RENOVATIONS.

| REV.NO. | DESCRIPTION | DATE |
|---|---|---|
| A | CD FOR REVIEW | 2022-06-08 |
| B | CD FOR REVIEW - POST 50% (6) MONTHS | 2023-02-10 |
| 0 | BID SET | 2023-04-28 |

REVISIONS

PAUL DAVID ORMAN
REGISTERED ARCHITECT
11102
NORTH CAROLINA
04/25/2023

SHDP PLLC
REGISTERED ARCHITECTS
53004
NORTH CAROLINA
CINCINNATI, OH


BHDP
CHARLOTTE
800 Westmere Ave.
Suite 408
Charlotte, NC 28208
PHONE 704.317.6971

McKIM&CREED
Venture IV Building, Suite 500
1730 Varsity Drive
Raleigh, North Carolina 27606
Phone: (919) 233-8091, Fax: (919) 233-8031
NC License# F-1222
www.mckimcreed.com


UNC GREENSBORO
Find your way here

UNC GREENSBORO - COLEMAN BUILDING
FIRE ALARM UPGRADES
SCO ID NO: 17-18200-01A CODE: 41725 ITEM: 323

FIRST FLOOR LIFE SAFETY PLAN

| | |
|---|---|
| PROJ. START DATE: | 2023.02.10 |
| MCE PROJ. # | 07144-0003 |
| DRAWN | CM |
| DESIGNED | JB |
| CHECKED | NZ |
| PROJ. MGR. | JB |

SCALE
HORIZONTAL:
VERTICAL:

G003
DRAWING NUMBER
UNG01.04
BHDP PROJ. #

STATUS:
ISSUED FOR BID


This document is the product and property of Baxter Hodell Donnelly Preston, Inc. Neither the document nor the information it contains may be copied or used for other than the specific project for which it was prepared without the written consent of Baxter Hodell Donnelly Preston, Inc.


4/24/2023 4:46:12 PM

Revit Template Version
v16: 2019.06.04

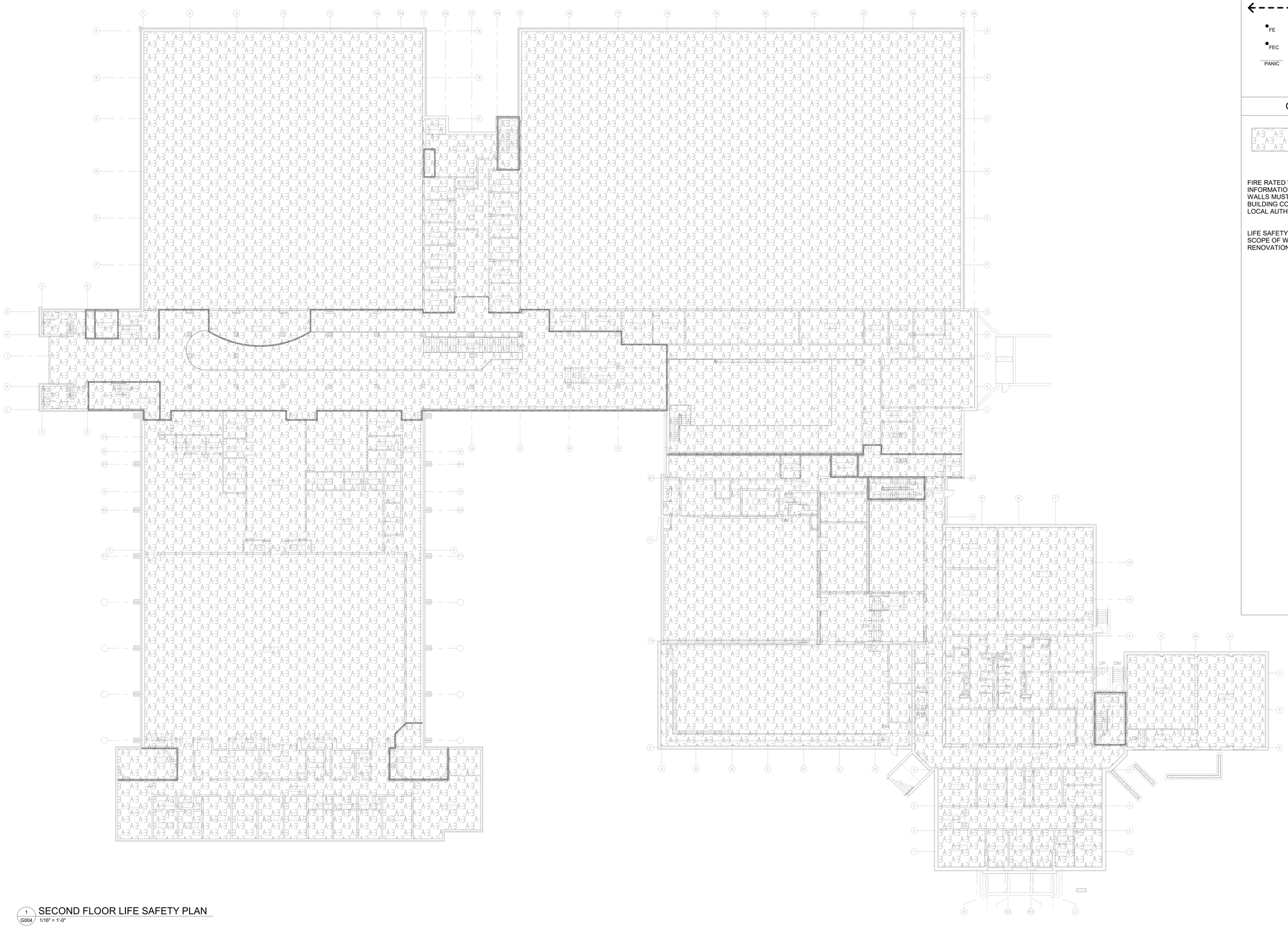


1 G004 SECOND FLOOR LIFE SAFETY PLAN
1/16" = 1'-0"

## LIFE SAFETY LEGEND

| | |
|---|---|
| ←- - - - | TRAVEL DISTANCE PATH OF EGRESS |
| FE | FIRE EXTINGUISHER |
| FEC | FIRE EXTINGUISHER CABINET |
| PANIC | EXIT DOOR WITH PANIC HARDWARE |

## OCCUPANCY TYPE LEGEND

ASSEMBLY - A3

FIRE RATED WALLS IDENTIFIED ON PLANS, WITH THE INFORMATION AVAILABLE. ANY PENETRATION THROUGH RATED WALLS MUST BE PROTECTED PER NORTH CAROLINA STATE BUILDING CODE. CONTRACTOR TO VERIFY RATED WALLS WITH LOCAL AUTHORITY HAVING JURISDICTION.

LIFE SAFETY INFORMATION SHOWN IS LIMITED DUE TO THE SCOPE OF WORK BEING RELATED TO FIRE ALARM RENOVATIONS.

| REV.NO. | DESCRIPTION | DATE |
|---|---|---|
| A | CD FOR REVIEW | 2022-06-08 |
| B | CD FOR REVIEW - POST SIX (6) MONTHS | 2023-02-10 |
| 0 | BID SET | 2023-04-28 |

REVISIONS

PAUL DAVID ORAN REGISTERED ARCHITECT 11102 NORTH CAROLINA 04/25/2023

BHDP PLLC RESPONSIVE ARCHITECTURE COMPANY 53004 NORTH CAROLINA CINCINNATI, OH


BHDP
CHARLOTTE
800 Westmere Ave.
Suite 408
Charlotte, NC 28208
PHONE 704.317.6971

McKIM&CREED
Venture IV Building, Suite 500
1730 Varsity Drive
Raleigh, North Carolina 27606
Phone: (919) 233-8091, Fax: (919) 233-8031
NC License# F-1222
www.mckimcreed.com


UNC GREENSBORO
Find your way here

UNC GREENSBORO - COLEMAN BUILDING
FIRE ALARM UPGRADES
SCO ID NO: 17-18200-01A CODE: 41725 ITEM: 323

SECOND FLOOR LIFE SAFETY PLAN

| | |
|---|---|
| PROJ. START DATE: | 2023.02.10 |
| MCE PROJ. # | 07144-0003 |
| DRAWN | CM |
| DESIGNED | JB |
| CHECKED | NZ |
| PROJ. MGR. | JB |

SCALE
HORIZONTAL:
VERTICAL:

G004
DRAWING NUMBER
UNG01.04
BHDP PROJ. #

STATUS: ISSUED FOR BID

4/24/2023 4:46:13 PM


This document is the product and property of Baxter Hodell Donnelly Preston, Inc. Neither the document nor the information it contains may be copied or used for other than the specific project for which it was prepared without the written consent of Baxter Hodell Donnelly Preston, Inc.

Revit Template Version
v16: 2019.0.0.04

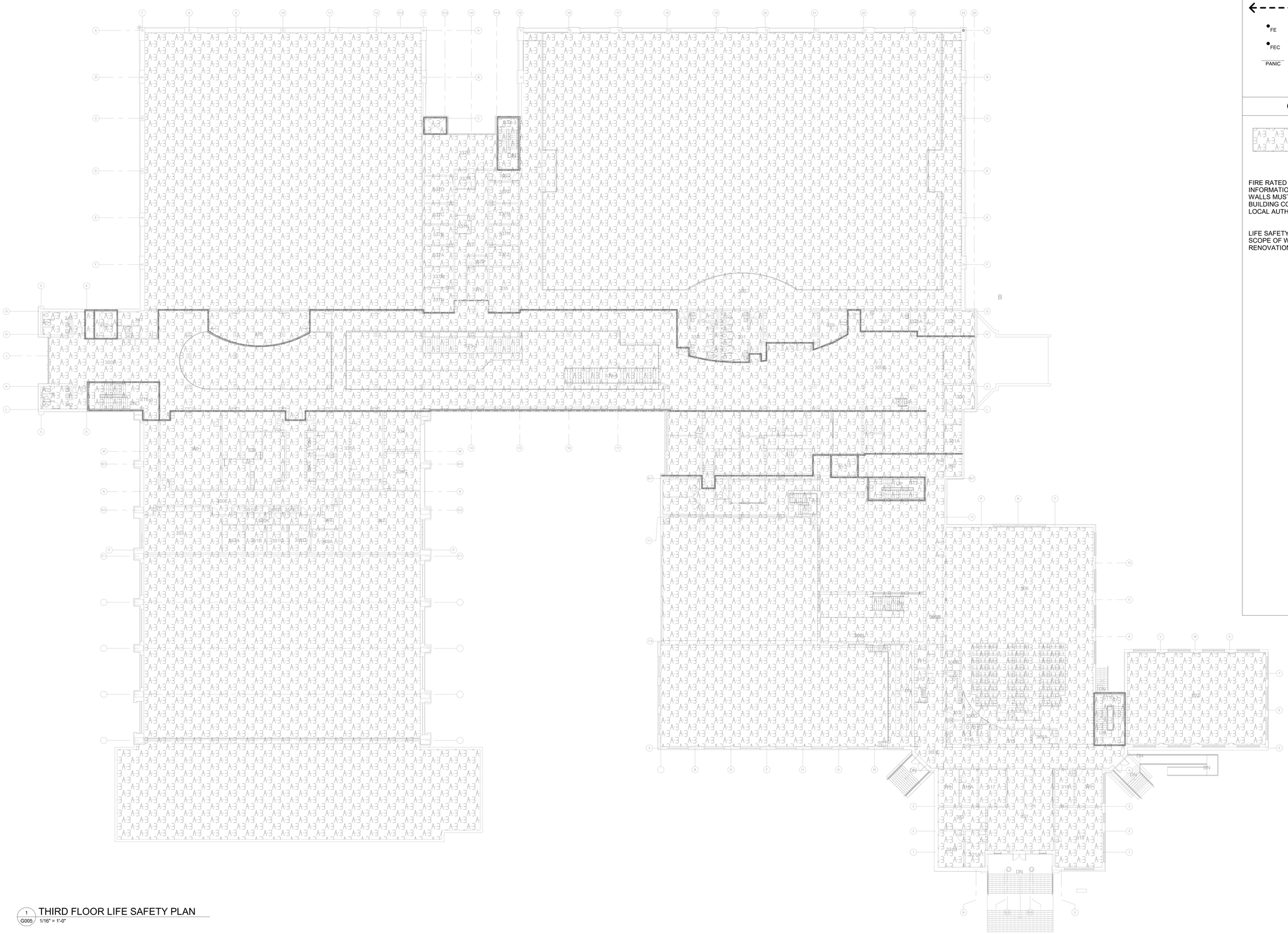

1 THIRD FLOOR LIFE SAFETY PLAN
G005 1/16" = 1'-0"

## LIFE SAFETY LEGEND

| | |
|---|---|
| ←- - - - | TRAVEL DISTANCE<br>PATH OF EGRESS |
| •FE | FIRE<br>EXTINGUISHER |
| •FEC | FIRE<br>EXTINGUISHER CABINET |
| PANIC | EXIT DOOR WITH<br>PANIC HARDWARE |

## OCCUPANCY TYPE LEGEND

A3 — ASSEMBLY - A3

FIRE RATED WALLS IDENTIFIED ON PLANS, WITH THE INFORMATION AVAILABLE. ANY PENETRATION THROUGH RATED WALLS MUST BE PROTECTED PER NORTH CAROLINA STATE BUILDING CODE. CONTRACTOR TO VERIFY RATED WALLS WITH LOCAL AUTHORITY HAVING JURISDICTION.

LIFE SAFETY INFORMATION SHOWN IS LIMITED DUE TO THE SCOPE OF WORK BEING RELATED TO FIRE ALARM RENOVATIONS.

This document is the product and property of Baxter Hodell Donnelly Preston, Inc. Neither the document nor the information it contains may be copied or used for other than the specific project for which it was prepared without the written consent of Baxter Hodell Donnelly Preston, Inc.

| REV.NO. | DESCRIPTION | DATE |
|---|---|---|
| A | CD FOR REVIEW | 2022-06-08 |
| B | CD FOR REVIEW - POST SIX (6) MONTHS | 2023-02-10 |
| 0 | BID SET | 2023-04-28 |

REVISIONS

PAUL DAVID ORBAN REGISTERED ARCHITECT 11102 NORTH CAROLINA 04/25/2023

BHDP PLLC REGISTERED ARCHITECTURAL COMPANY 53004 NORTH CAROLINA CINCINNATI, OH

BHDP
CHARLOTTE
800 Westmere Ave.
Suite 408
Charlotte, NC 28208
PHONE 704.317.6971

McKIM&CREED
Venture IV Building, Suite 500
1730 Varsity Drive
Raleigh, North Carolina 27606
Phone: (919) 233-8091, Fax: (919) 233-8031
NC License# F-1222
www.mckimcreed.com

UNC GREENSBORO
Find your way here

UNC GREENSBORO - COLEMAN BUILDING
FIRE ALARM UPGRADES
SCO ID NO: 17-18200-01A CODE: 41725 ITEM: 323

THIRD FLOOR LIFE SAFETY PLAN

| | |
|---|---|
| PROJ. START DATE: | 2023.02.10 |
| MCE PROJ. # | 07144-0003 |
| DRAWN | CM |
| DESIGNED | JB |
| CHECKED | NZ |
| PROJ. MGR. | JB |

SCALE
HORIZONTAL:
VERTICAL:

G005
DRAWING NUMBER
UNG01.04
BHDP PROJ. #

STATUS: ISSUED FOR BID

4/24/2023 4:46:14 PM

Revit Template Version
v16: 2019.0.0.04

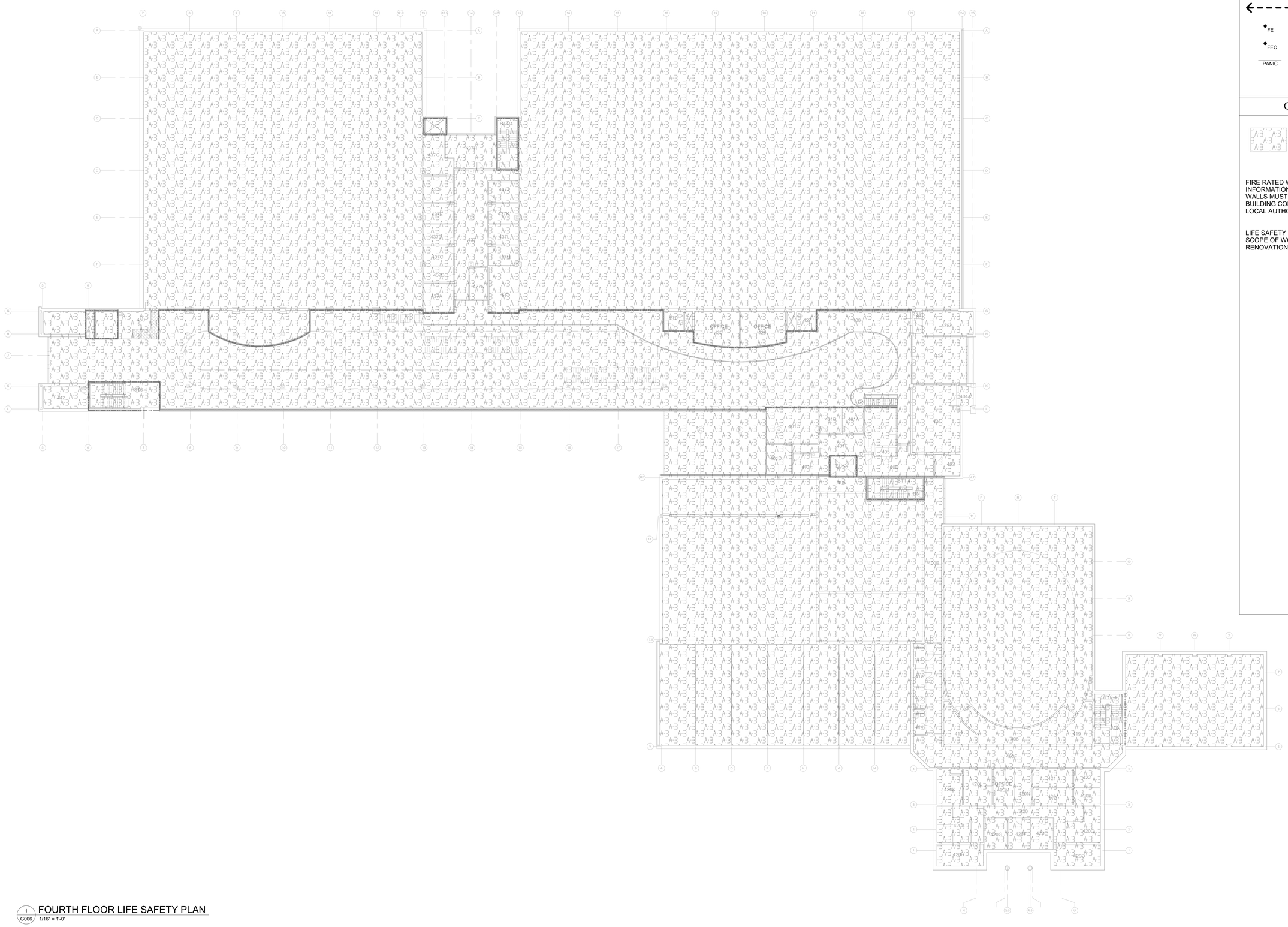


1 G006 FOURTH FLOOR LIFE SAFETY PLAN
1/16" = 1'-0"

## LIFE SAFETY LEGEND

| | |
|---|---|
| ←- - - - | TRAVEL DISTANCE<br>PATH OF EGRESS |
| •FE | FIRE<br>EXTINGUISHER |
| •FEC | FIRE<br>EXTINGUISHER CABINET |
| PANIC | EXIT DOOR WITH<br>PANIC HARDWARE |

## OCCUPANCY TYPE LEGEND

ASSEMBLY - A3

FIRE RATED WALLS IDENTIFIED ON PLANS, WITH THE INFORMATION AVAILABLE. ANY PENETRATION THROUGH RATED WALLS MUST BE PROTECTED PER NORTH CAROLINA STATE BUILDING CODE. CONTRACTOR TO VERIFY RATED WALLS WITH LOCAL AUTHORITY HAVING JURISDICTION.

LIFE SAFETY INFORMATION SHOWN IS LIMITED DUE TO THE SCOPE OF WORK BEING RELATED TO FIRE ALARM RENOVATIONS.

| REV.NO. | DESCRIPTION | DATE |
|---|---|---|
| A | CD FOR REVIEW | 2022-06-08 |
| B | CD FOR REVIEW - POST SIX (6) MONTHS | 2023-02-10 |
| 0 | BID SET | 2023-04-28 |

REVISIONS

PAUL DAVID ORGAN
REGISTERED ARCHITECT
11102
NORTH CAROLINA
04/25/2023

BHDP PLLC
53004
CINCINNATI, OH


**BHDP**
CHARLOTTE
800 Westmere Ave.
Suite 408
Charlotte, NC 28208
PHONE 704.317.6971

McKIM&CREED
Venture IV Building, Suite 500
1730 Varsity Drive
Raleigh, North Carolina 27606
Phone: (919) 233-8091, Fax: (919) 233-8031
NC License# F-1222
www.mckimcreed.com


UNC GREENSBORO
Find your way here

UNC GREENSBORO - COLEMAN BUILDING
FIRE ALARM UPGRADES
SCO ID NO: 17-18200-01A CODE: 41725 ITEM: 323

FOURTH FLOOR LIFE SAFETY PLAN

| | |
|---|---|
| PROJ. START DATE: | 2023.02.10 |
| MCE PROJ. # | 07144-0003 |
| DRAWN | CM |
| DESIGNED | JB |
| CHECKED | NZ |
| PROJ. MGR. | JB |

SCALE
HORIZONTAL:
VERTICAL:

G006
DRAWING NUMBER
UNG01.04
BHDP PROJ. #

STATUS:
ISSUED FOR BID

4/24/2023 4:46:15 PM


This document is the product and property of Baxter Hodell Donnelly Preston, Inc. Neither the document nor the information it contains may be copied or used for other than the specific project for which it was prepared without the written consent of Baxter Hodell Donnelly Preston, Inc.

Revit Template Version
v16: 2019.06.04



1 / D100 GROUND FLOOR DEMOLITION PLAN
1/16" = 1'-0"

## GENERAL DEMOLITION NOTES

1. SOLID LINES ON FLOOR PLANS REPRESENT BUILDING ELEMENTS TO REMAIN. DASHED LINES REPRESENT BUILDING ELEMENTS TO BE DEMOLISHED OR RELOCATED.
2. CUTTING OF EXISTING BEAMS AND STRUCTURAL ELEMENTS IS PROHIBITED, UNLESS NOTED IN STRUCTURAL DRAWINGS.
3. PROVIDE FLOOR SUBSTRATE SURFACES SMOOTH AND FLUSH WITH EXISTING FLOOR SURFACES. FREE OF RIDGES, RIPPLES, DEPRESSIONS, AND OTHER DEFECTS. CHECK FLOOR SURFACES WITH A TEN FOOT LONG METAL STRAIGHTEDGE AND USING APPROPRIATE MATERIALS, FILL TROUGHS AND DEFLECTIONS OF FLOOR SURFACES, CLEAN AND PREPARE SUBFLOOR SURFACES TO RECEIVE NEW FINISH FLOORING MATERIALS AFTER REMOVAL OF EXISTING FLOORING MATERIALS. REMOVE EXISTING ADHESIVES AND SURFACE IRREGULARITIES WHICH WOULD TELEGRAPH THROUGH THE NEW FLOOR SURFACE. GRIND RIDGES AND RAISED AREAS. FILL DEPRESSIONS AND REPAIR CRACKS. SUBFLOOR SURFACES SHALL BE CLEAN, SMOOTH, LEVEL WITH NO APPARENT VARIATION AND SUITABLE TO RECEIVE NEW FINISH FLOOR MATERIALS.
4. REFERENCE ELECTRICAL DRAWINGS AND SPECIFICATIONS FOR SPECIFIC REQUIREMENTS ASSOCIATED WITH FINISHES.
5. IT IS THE RESPONSIBILITY OF THE CONTRACTOR TO MAINTAIN THE INTEGRITY OF FIRE RATED ASSEMBLIES AT ALL EDGES AND PENETRATIONS. EXISTING FIREPROOFING OR FIRE ASSEMBLIES WHICH ARE DAMAGED DURING DEMOLITION SHALL BE REPAIRED TO CONFORM TO FIRE PROTECTION REQUIREMENTS.
6. PATCH WALLS AT CONTRACTOR-REMOVED EQUIPMENT AND PREPARE FOR NEW FINISHES.
7. THE BUILDING WILL REMAIN OCCUPIED DURING CONSTRUCTION. CONTRACTOR TO PROVIDE NECESSARY PROTECTION FOR ALL AREAS OF WORK.
8. ACCESS FOR HVAC, PLUMBING AND ELECTRICAL WORK SHALL BE COORDINATED WITH OWNER'S REPRESENTATIVE IN ADVANCE OF PLANNING WORK AT AREAS ABOVE AND BELOW PLANNED WORK.
9. TEMPORARILY REMOVE AND SALVAGE EXISTING CEILING GRID AND TILES TO ACCOMODATE ELECTRICAL WORK. INSTALL NEW ELECTRICAL WORK. PROTECT EXISTING FIXTURES, FINISHES, EQUIPMENT, FURNISHING DURING REMOVAL. RE-INSTALL EXISTING CEILING TILES. PATCH, CLEAN, AND REPAIR ANY DAMAGE TO THE EXISTING SPACE.
10. ALL PENETRATIONS OF EXISTING FLOORS AND FIRE RATED WALL OR SMOKE PARTITIONS SHALL BE PATCHED AND REPAIRED AS REQUIRED TO MAINTAIN THE EXISTING FIRE RATING OR SMOKE INFILTRATION INTEGRITY OF THE WALL. ALL SLEEVES, FIREWAYS, CABLE TRAYS, PIPES, DUCTWORK, ETC. SHALL BE FIRE SEALED TIGHT TO THE WALL OR FLOOR PENETRATIONS TO MAINTAIN THE REQUIRED CODE COMPLIANT FIRE RATING.
11. IN AREAS OF REMOVAL OF WALL AND CEILING MOUNTED DEVICES, CONTRACTOR SHALL REPAIR/REPLACE, PATCH, AND CLEAN WALLS, WALL BASES, AND CEILING AS REQUIRED TO MATCH EXISTING FINISHES.
12. IF ANY CEILING GRID AND/OR TILE IS DAMAGED DURING CONSTRUCTION, CONTRACOTR TO REPLACE WITH NEW GRID AND/OR TILE TO MATCH ADJACENT CONSTRUCTION.
13. REFER TO MEP DRAWINGS FOR DETAILED SCOPE OF DEMOLITION WORK.

## SHEET KEYNOTES

## DEMOLITION PLAN LEGEND

001 CODED NOTE
EXISTING TO REMAIN
EXISTING TO BE REMOVED

## KEY PLAN

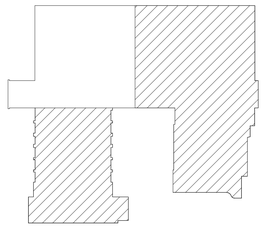

AREA OF WORK
OUT OF SCOPE

| REV.NO. | DESCRIPTION | DATE |
|---|---|---|
| A | CD FOR REVIEW | 2022-06-08 |
| B | CD FOR REVIEW - POST SIX (6) MONTHS | 2023-02-10 |
| 0 | BID SET | 2023-04-28 |

REVISIONS

PAUL DAVID OREAN REGISTERED ARCHITECT 11102 NORTH CAROLINA 04/25/2023
BHDP PLLC 53004 NORTH CAROLINA CINCINNATI, OH


BHDP
CHARLOTTE
800 Westmere Ave.
Suite 408
Charlotte, NC 28208
PHONE 704.317.6971

McKIM&CREED
Venture IV Building, Suite 500
1730 Varsity Drive
Raleigh, North Carolina 27606
Phone: (919) 233-8091, Fax: (919) 233-8031
NC License# F-1222
www.mckimcreed.com


UNC GREENSBORO
Find your way here

UNC GREENSBORO - COLEMAN BUILDING
FIRE ALARM UPGRADES
SCO ID NO: 17-18200-01A CODE: 41725 ITEM: 323

GROUND FLOOR DEMOLITION PLAN

| | |
|---|---|
| PROJ. START DATE: | 2023.02.10 |
| MCE PROJ. # | 07144-0003 |
| DRAWN | CM |
| DESIGNED | JB |
| CHECKED | NZ |
| PROJ. MGR. | JB |

SCALE
HORIZONTAL:
VERTICAL:

D100
DRAWING NUMBER
UNG01.04
BHDP PROJ. #

STATUS:
ISSUED FOR BID

4/24/2023 4:46:09 PM


This document is the product and property of Baxter Hoplitt Donnelly Preston, Inc. Neither the document nor the information it contains may be copied or used for other than the specific project for which it was prepared without the written consent of Baxter Hoplitt Donnelly Preston, Inc.

Revit Template Version
v16: 2019.06.04

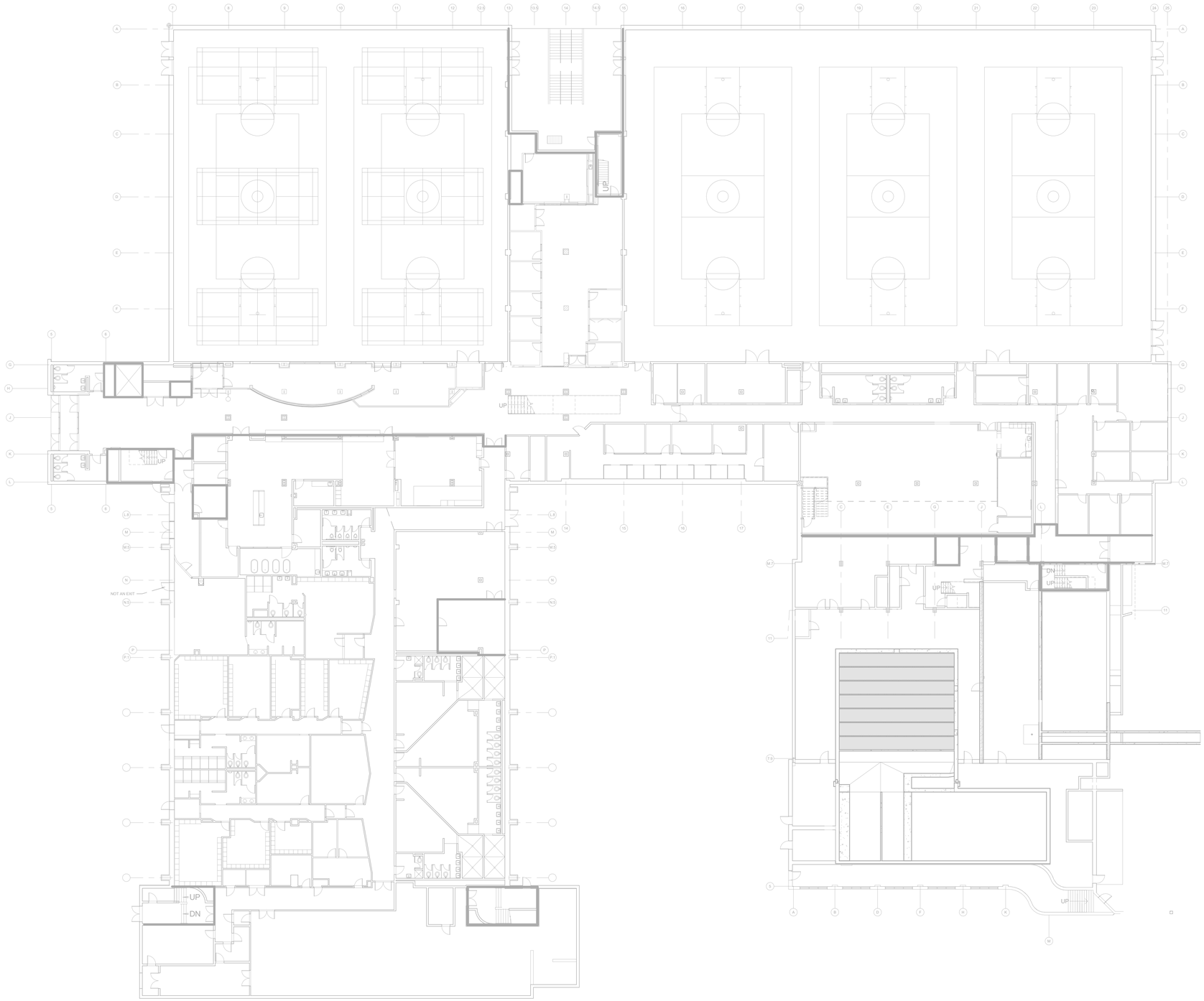


1 / D101 FIRST FLOOR DEMOLITION PLAN
1/16" = 1'-0"

## GENERAL DEMOLITION NOTES

1. SOLID LINES ON FLOOR PLANS REPRESENT BUILDING ELEMENTS TO REMAIN. DASHED LINES REPRESENT BUILDING ELEMENTS TO BE DEMOLISHED OR RELOCATED.
2. CUTTING OF EXISTING BEAMS AND STRUCTURAL ELEMENTS IS PROHIBITED, UNLESS NOTED IN STRUCTURAL DRAWINGS.
3. PROVIDE FLOOR SUBSTRATE SURFACES SMOOTH AND FLUSH WITH EXISTING FLOOR SURFACES. FREE OF RIDGES, RIPPLES, DEPRESSIONS, AND OTHER DEFECTS. CHECK FLOOR SURFACES WITH A TEN FOOT LONG METAL STRAIGHTEDGE AND USING APPROPRIATE MATERIALS, FILL TROUGHS AND DEFLECTIONS OF FLOOR SURFACES, CLEAN AND PREPARE SUBFLOOR SURFACES TO RECEIVE NEW FINISH FLOORING MATERIALS AFTER REMOVAL OF EXISTING FLOORING MATERIALS. REMOVE EXISTING ADHESIVES AND SURFACE IRREGULARITIES WHICH WOULD TELEGRAPH THROUGH THE NEW FLOOR SURFACE. GRIND RIDGES AND RAISED AREAS. FILL DEPRESSIONS AND REPAIR CRACKS. SUBFLOOR SURFACES SHALL BE CLEAN, SMOOTH, LEVEL WITH NO APPARENT VARIATION AND SUITABLE TO RECEIVE NEW FINISH FLOOR MATERIALS.
4. REFERENCE ELECTRICAL DRAWINGS AND SPECIFICATIONS FOR SPECIFIC REQUIREMENTS ASSOCIATED WITH FINISHES.
5. IT IS THE RESPONSIBILITY OF THE CONTRACTOR TO MAINTAIN THE INTEGRITY OF FIRE RATED ASSEMBLIES AT ALL EDGES AND PENETRATIONS. EXISTING FIREPROOFING OR FIRE ASSEMBLIES WHICH ARE DAMAGED DURING DEMOLITION SHALL BE REPAIRED TO CONFORM TO FIRE PROTECTION REQUIREMENTS.
6. PATCH WALLS AT CONTRACTOR-REMOVED EQUIPMENT AND PREPARE FOR NEW FINISHES.
7. THE BUILDING WILL REMAIN OCCUPIED DURING CONSTRUCTION. CONTRACTOR TO PROVIDE NECESSARY PROTECTION FOR ALL AREAS OF WORK.
8. ACCESS FOR HVAC, PLUMBING AND ELECTRICAL WORK SHALL BE COORDINATED WITH OWNER'S REPRESENTATIVE IN ADVANCE OF PLANNING WORK AT AREAS ABOVE AND BELOW PLANNED WORK.
9. TEMPORARILY REMOVE AND SALVAGE EXISTING CEILING GRID AND TILES TO ACCOMODATE ELECTRICAL WORK. INSTALL NEW ELECTRICAL WORK. PROTECT EXISTING FIXTURES, FINISHES, EQUIPMENT, FURNISHING DURING REMOVAL. RE-INSTALL EXISTING CEILING TILES. PATCH, CLEAN, AND REPAIR ANY DAMAGE TO THE EXISTING SPACE.
10. ALL PENETRATIONS OF EXISTING FLOORS AND FIRE RATED WALL OR SMOKE PARTITIONS SHALL BE PATCHED AND REPAIRED AS REQUIRED TO MAINTAIN THE EXISTING FIRE RATING OR SMOKE INFILTRATION INTEGRITY OF THE WALL. ALL SLEEVES, FIREWAYS, CABLE TRAYS, PIPES, DUCTWORK, ETC. SHALL BE FIRE SEALED TIGHT TO THE WALL OR FLOOR PENETRATIONS TO MAINTAIN THE REQUIRED CODE COMPLIANT FIRE RATING.
11. IN AREAS OF REMOVAL OF WALL AND CEILING MOUNTED DEVICES, CONTRACTOR SHALL REPAIR/REPLACE, PATCH, AND CLEAN WALLS, WALL BASES, AND CEILING AS REQUIRED TO MATCH EXISTING FINISHES.
12. IF ANY CEILING GRID AND/OR TILE IS DAMAGED DURING CONSTRUCTION, CONTRACOTR TO REPLACE WITH NEW GRID AND/OR TILE TO MATCH ADJACENT CONSTRUCTION.
13. REFER TO MEP DRAWINGS FOR DETAILED SCOPE OF DEMOLITION WORK.

## SHEET KEYNOTES

This document is the product and property of Baxter Hodell Donnelly Preston, Inc. Neither the document nor the information it contains may be copied or used for other than the specific project for which it was prepared without the written consent of Baxter Hodell Donnelly Preston, Inc.

| REV.NO. | DESCRIPTION | DATE |
|---|---|---|
| A | CD FOR REVIEW | 2022-06-08 |
| B | CD FOR REVIEW - POST SIX (6) MONTHS | 2023-02-10 |
| 0 | BID SET | 2023-04-28 |

REVISIONS

PAUL DAVID OREAN REGISTERED ARCHITECT 11102 NORTH CAROLINA 04/25/2023
BHDP PLLC REGISTERED ARCHITECTURAL COMPANY 53004 NORTH CAROLINA CINCINNATI, OH

BHDP
CHARLOTTE
800 Westmere Ave.
Suite 408
Charlotte, NC 28208
PHONE 704.317.6971

McKIM&CREED
Venture IV Building, Suite 500
1730 Varsity Drive
Raleigh, North Carolina 27606
Phone: (919) 233-8091, Fax: (919) 233-8031
NC License# F-1222
www.mckimcreed.com

UNC GREENSBORO
Find your way here

UNC GREENSBORO - COLEMAN BUILDING
FIRE ALARM UPGRADES
SCO ID NO: 17-18200-01A CODE: 41725 ITEM: 323

FIRST FLOOR DEMOLITION PLAN

| | |
|---|---|
| PROJ. START DATE: | 2023.02.10 |
| MCE PROJ. # | 07144-0003 |
| DRAWN | CM |
| DESIGNED | JB |
| CHECKED | NZ |
| PROJ. MGR. | JB |

SCALE
HORIZONTAL:
VERTICAL:

D101
DRAWING NUMBER
UNG01.04
BHDP PROJ. #

STATUS: ISSUED FOR BID

4/24/2023 4:46:09 PM

Revit Template Version
v16: 2019.0.0.04

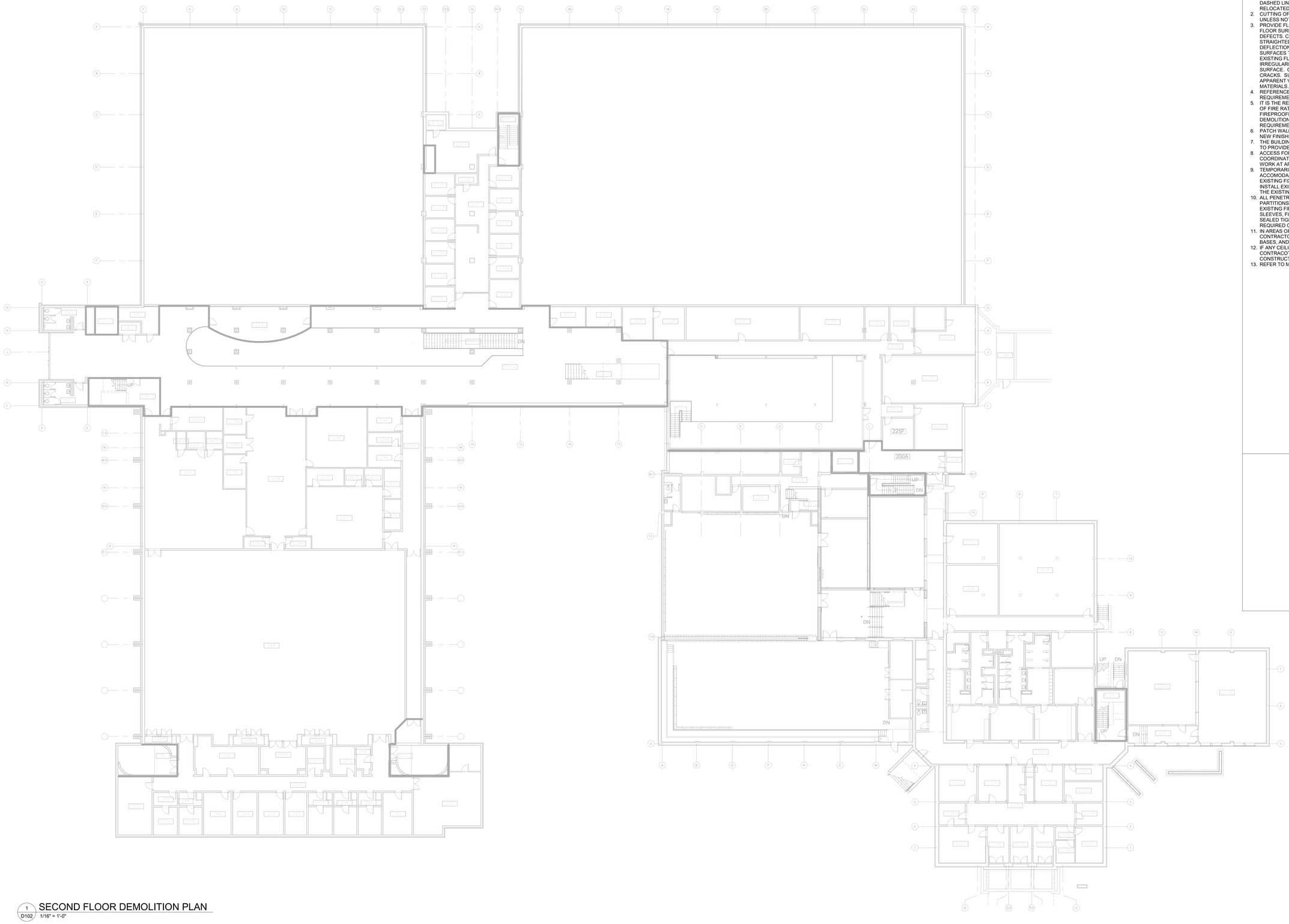

1 D102 SECOND FLOOR DEMOLITION PLAN
1/16" = 1'-0"

## GENERAL DEMOLITION NOTES

1. SOLID LINES ON FLOOR PLANS REPRESENT BUILDING ELEMENTS TO REMAIN. DASHED LINES REPRESENT BUILDING ELEMENTS TO BE DEMOLISHED OR RELOCATED.
2. CUTTING OF EXISTING BEAMS AND STRUCTURAL ELEMENTS IS PROHIBITED, UNLESS NOTED IN STRUCTURAL DRAWINGS.
3. PROVIDE FLOOR SUBSTRATE SURFACES SMOOTH AND FLUSH WITH EXISTING FLOOR SURFACES. FREE OF RIDGES, RIPPLES, DEPRESSIONS, AND OTHER DEFECTS. CHECK FLOOR SURFACES WITH A TEN FOOT LONG METAL STRAIGHTEDGE AND USING APPROPRIATE MATERIALS, FILL TROUGHS AND DEFLECTIONS OF FLOOR SURFACES, CLEAN AND PREPARE SUBFLOOR SURFACES TO RECEIVE NEW FINISH FLOORING MATERIALS AFTER REMOVAL OF EXISTING FLOORING MATERIALS. REMOVE EXISTING ADHESIVES AND SURFACE IRREGULARITIES WHICH WOULD TELEGRAPH THROUGH THE NEW FLOOR SURFACE. GRIND RIDGES AND RAISED AREAS. FILL DEPRESSIONS AND REPAIR CRACKS. SUBFLOOR SURFACES SHALL BE CLEAN, SMOOTH, LEVEL WITH NO APPARENT VARIATION AND SUITABLE TO RECEIVE NEW FINISH FLOOR MATERIALS.
4. REFERENCE ELECTRICAL DRAWINGS AND SPECIFICATIONS FOR SPECIFIC REQUIREMENTS ASSOCIATED WITH FINISHES.
5. IT IS THE RESPONSIBILITY OF THE CONTRACTOR TO MAINTAIN THE INTEGRITY OF FIRE RATED ASSEMBLIES AT ALL EDGES AND PENETRATIONS. EXISTING FIREPROOFING OR FIRE ASSEMBLIES WHICH ARE DAMAGED DURING DEMOLITION SHALL BE REPAIRED TO CONFORM TO FIRE PROTECTION REQUIREMENTS.
6. PATCH WALLS AT CONTRACTOR-REMOVED EQUIPMENT AND PREPARE FOR NEW FINISHES.
7. THE BUILDING WILL REMAIN OCCUPIED DURING CONSTRUCTION. CONTRACTOR TO PROVIDE NECESSARY PROTECTION FOR ALL AREAS OF WORK.
8. ACCESS FOR HVAC, PLUMBING AND ELECTRICAL WORK SHALL BE COORDINATED WITH OWNER'S REPRESENTATIVE IN ADVANCE OF PLANNING WORK AT AREAS ABOVE AND BELOW PLANNED WORK.
9. TEMPORARILY REMOVE AND SALVAGE EXISTING CEILING GRID AND TILES TO ACCOMODATE ELECTRICAL WORK. INSTALL NEW ELECTRICAL WORK. PROTECT EXISTING FIXTURES, FINISHES, EQUIPMENT, FURNISHING DURING REMOVAL. RE-INSTALL EXISTING CEILING TILES. PATCH, CLEAN, AND REPAIR ANY DAMAGE TO THE EXISTING SPACE.
10. ALL PENETRATIONS OF EXISTING FLOORS AND FIRE RATED WALL OR SMOKE PARTITIONS SHALL BE PATCHED AND REPAIRED AS REQUIRED TO MAINTAIN THE EXISTING FIRE RATING OR SMOKE INFILTRATION INTEGRITY OF THE WALL. ALL SLEEVES, FIREWAYS, CABLE TRAYS, PIPES, DUCTWORK, ETC. SHALL BE FIRE SEALED TIGHT TO THE WALL OR FLOOR PENETRATIONS TO MAINTAIN THE REQUIRED CODE COMPLIANT FIRE RATING.
11. IN AREAS OF REMOVAL OF WALL AND CEILING MOUNTED DEVICES, CONTRACTOR SHALL REPAIR/REPLACE, PATCH, AND CLEAN WALLS, WALL BASES, AND CEILING AS REQUIRED TO MATCH EXISTING FINISHES.
12. IF ANY CEILING GRID AND/OR TILE IS DAMAGED DURING CONSTRUCTION, CONTRACOTR TO REPLACE WITH NEW GRID AND/OR TILE TO MATCH ADJACENT CONSTRUCTION.
13. REFER TO MEP DRAWINGS FOR DETAILED SCOPE OF DEMOLITION WORK.

## SHEET KEYNOTES

| REV.NO. | DESCRIPTION | DATE |
|---|---|---|
| A | CD FOR REVIEW | 2022-06-09 |
| B | CD FOR REVIEW - POST SIX (6) MONTHS | 2023-02-10 |
| 0 | BID SET | 2023-04-28 |

REVISIONS

PAUL DAVID ORMAN REGISTERED ARCHITECT 11102 NORTH CAROLINA COLUMBUS, OHIO 04/25/2023

BHDP PLLC REGISTERED ARCHITECTURAL COMPANY 53004 NORTH CAROLINA CINCINNATI, OH


BHDP
CHARLOTTE
800 Westmere Ave.
Suite 408
Charlotte, NC 28208
PHONE 704.317.6971

McKIM&CREED
Venture IV Building, Suite 500
1730 Varsity Drive
Raleigh, North Carolina 27606
Phone: (919) 233-8091, Fax: (919) 233-8031
NC License# F-1222
www.mckimcreed.com


UNC GREENSBORO
Find your way here

UNC GREENSBORO - COLEMAN BUILDING
FIRE ALARM UPGRADES
SCO ID NO: 17-18200-01A CODE: 41725 ITEM: 323

SECOND FLOOR DEMOLITION PLAN

| | |
|---|---|
| PROJ. START DATE: | 2023.02.10 |
| MCE PROJ. # | 07144-0003 |
| DRAWN | CM |
| DESIGNED | JB |
| CHECKED | NZ |
| PROJ. MGR. | JB |

SCALE
HORIZONTAL:
VERTICAL:

D102
DRAWING NUMBER
UNG01.04
BHDP PROJ. #

STATUS:
ISSUED FOR BID

4/24/2023 4:46:10 PM


This document is the product and property of Baxter Hodell Donnelly Preston, Inc. Neither the document nor the information it contains may be copied or used for other than the specific project for which it was prepared without the written consent of Baxter Hodell Donnelly Preston, Inc.

Revit Template Version
v16: 2019.06.04

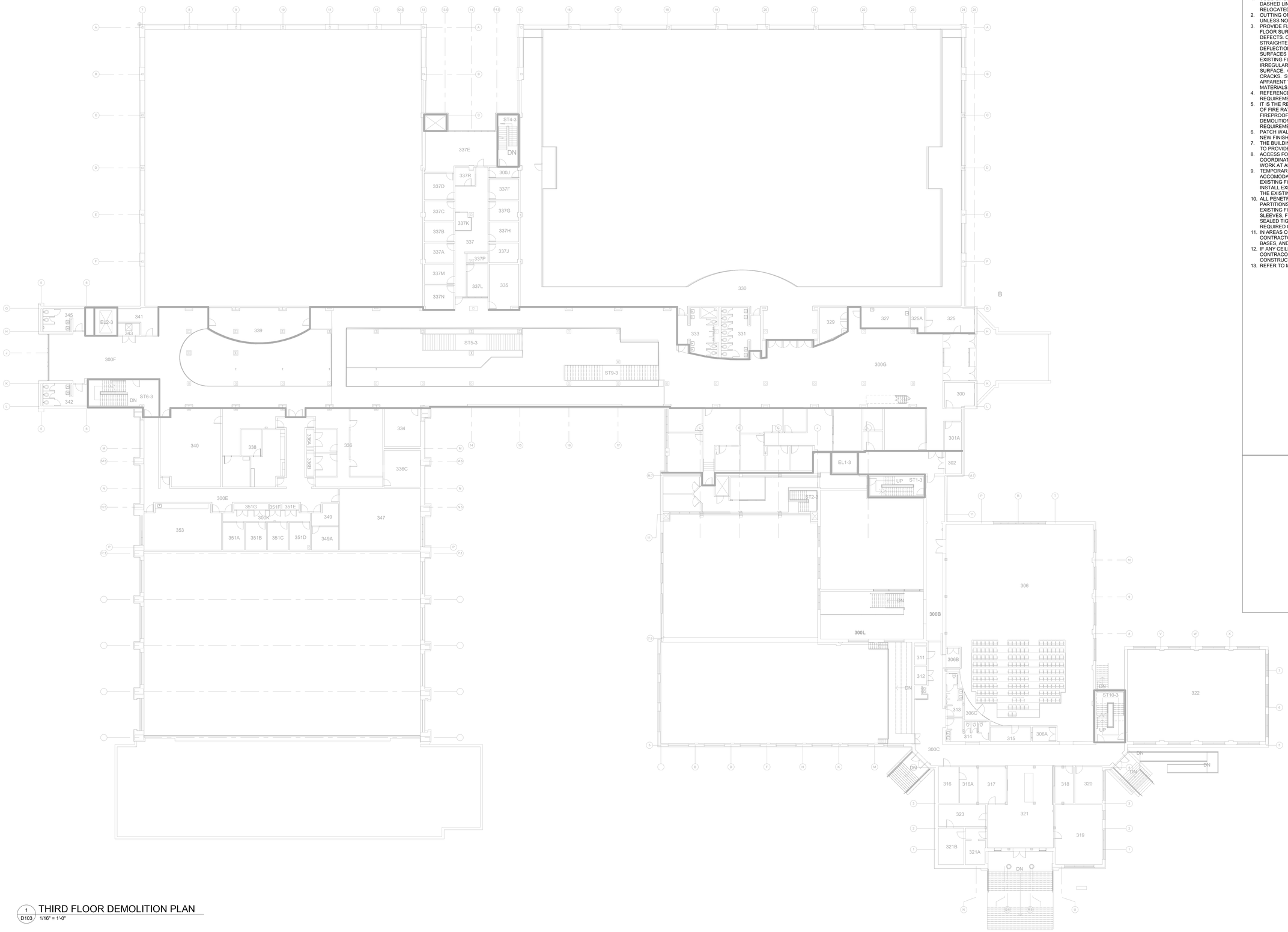


1 / D103 THIRD FLOOR DEMOLITION PLAN
1/16" = 1'-0"

## GENERAL DEMOLITION NOTES

1. SOLID LINES ON FLOOR PLANS REPRESENT BUILDING ELEMENTS TO REMAIN. DASHED LINES REPRESENT BUILDING ELEMENTS TO BE DEMOLISHED OR RELOCATED.
2. CUTTING OF EXISTING BEAMS AND STRUCTURAL ELEMENTS IS PROHIBITED, UNLESS NOTED IN STRUCTURAL DRAWINGS.
3. PROVIDE FLOOR SUBSTRATE SURFACES SMOOTH AND FLUSH WITH EXISTING FLOOR SURFACES. FREE OF RIDGES, RIPPLES, DEPRESSIONS, AND OTHER DEFECTS. CHECK FLOOR SURFACES WITH A TEN FOOT LONG METAL STRAIGHTEDGE AND USING APPROPRIATE MATERIALS, FILL TROUGHS AND DEFLECTIONS OF FLOOR SURFACES, CLEAN AND PREPARE SUBFLOOR SURFACES TO RECEIVE NEW FINISH FLOORING MATERIALS AFTER REMOVAL OF EXISTING FLOORING MATERIALS. REMOVE EXISTING ADHESIVES AND SURFACE IRREGULARITIES WHICH WOULD TELEGRAPH THROUGH THE NEW FLOOR SURFACE. GRIND RIDGES AND RAISED AREAS. FILL DEPRESSIONS AND REPAIR CRACKS. SUBFLOOR SURFACES SHALL BE CLEAN, SMOOTH, LEVEL WITH NO APPARENT VARIATION AND SUITABLE TO RECEIVE NEW FINISH FLOOR MATERIALS.
4. REFERENCE ELECTRICAL DRAWINGS AND SPECIFICATIONS FOR SPECIFIC REQUIREMENTS ASSOCIATED WITH FINISHES.
5. IT IS THE RESPONSIBILITY OF THE CONTRACTOR TO MAINTAIN THE INTEGRITY OF FIRE RATED ASSEMBLIES AT ALL EDGES AND PENETRATIONS. EXISTING FIREPROOFING OR FIRE ASSEMBLIES WHICH ARE DAMAGED DURING DEMOLITION SHALL BE REPAIRED TO CONFORM TO FIRE PROTECTION REQUIREMENTS.
6. PATCH WALLS AT CONTRACTOR-REMOVED EQUIPMENT AND PREPARE FOR NEW FINISHES.
7. THE BUILDING WILL REMAIN OCCUPIED DURING CONSTRUCTION. CONTRACTOR TO PROVIDE NECESSARY PROTECTION FOR ALL AREAS OF WORK.
8. ACCESS FOR HVAC, PLUMBING AND ELECTRICAL WORK SHALL BE COORDINATED WITH OWNER'S REPRESENTATIVE IN ADVANCE OF PLANNING WORK AT AREAS ABOVE AND BELOW PLANNED WORK.
9. TEMPORARILY REMOVE AND SALVAGE EXISTING CEILING GRID AND TILES TO ACCOMODATE ELECTRICAL WORK. INSTALL NEW ELECTRICAL WORK. PROTECT EXISTING FIXTURES, FINISHES, EQUIPMENT, FURNISHING DURING REMOVAL. RE-INSTALL EXISTING CEILING TILES. PATCH, CLEAN, AND REPAIR ANY DAMAGE TO THE EXISTING SPACE.
10. ALL PENETRATIONS OF EXISTING FLOORS AND FIRE RATED WALL OR SMOKE PARTITIONS SHALL BE PATCHED AND REPAIRED AS REQUIRED TO MAINTAIN THE EXISTING FIRE RATING OR SMOKE INFILTRATION INTEGRITY OF THE WALL. ALL SLEEVES, FIREWAYS, CABLE TRAYS, PIPES, DUCTWORK, ETC. SHALL BE FIRE SEALED TIGHT TO THE WALL OR FLOOR PENETRATIONS TO MAINTAIN THE REQUIRED CODE COMPLIANT FIRE RATING.
11. IN AREAS OF REMOVAL OF WALL AND CEILING MOUNTED DEVICES, CONTRACTOR SHALL REPAIR/REPLACE, PATCH, AND CLEAN WALLS, WALL BASES, AND CEILING AS REQUIRED TO MATCH EXISTING FINISHES.
12. IF ANY CEILING GRID AND/OR TILE IS DAMAGED DURING CONSTRUCTION, CONTRACOTR TO REPLACE WITH NEW GRID AND/OR TILE TO MATCH ADJACENT CONSTRUCTION.
13. REFER TO MEP DRAWINGS FOR DETAILED SCOPE OF DEMOLITION WORK.

## SHEET KEYNOTES

| REV.NO. | DESCRIPTION | DATE |
|---|---|---|
| A | CD FOR REVIEW | 2022-06-08 |
| B | CD FOR REVIEW - POST SIX (6) MONTHS | 2023-02-10 |
| 0 | BID SET | 2023-04-28 |

REVISIONS

PAUL DAVID ORBAN REGISTERED ARCHITECT 11102 NORTH CAROLINA 04/25/2023

BHDP PLLC REGISTERED ARCHITECTURAL CORPORATION 53004 ENTER A CAPTCHA HERE CINCINNATI, OH


BHDP
CHARLOTTE
800 Westmere Ave.
Suite 408
Charlotte, NC 28208
PHONE 704.317.6971

McKIM&CREED
Venture IV Building, Suite 500
1730 Varsity Drive
Raleigh, North Carolina 27606
Phone: (919) 233-8091, Fax: (919) 233-8031
NC License# F-1222
www.mckimcreed.com


UNC GREENSBORO
Find your way here

UNC GREENSBORO - COLEMAN BUILDING
FIRE ALARM UPGRADES
SCO ID NO: 17-18200-01A CODE: 41725 ITEM: 323

THIRD FLOOR DEMOLITION PLAN

| | |
|---|---|
| PROJ. START DATE: | 2023.02.10 |
| MCE PROJ. # | 07144-0003 |
| DRAWN | CM |
| DESIGNED | JB |
| CHECKED | NZ |
| PROJ. MGR. | JB |

SCALE
HORIZONTAL:
VERTICAL:

D103
DRAWING NUMBER
UNG01.04
BHDP PROJ. #

STATUS:
ISSUED FOR BID

4/24/2023 4:46:11 PM


This document is the product and property of Baxter Hodell Donnelly Preston, Inc. Neither the document nor the information it contains may be copied or used for other than the specific project for which it was prepared without the written consent of Baxter Hodell Donnelly Preston, Inc.

Revit Template Version
v16: 2019.06.04

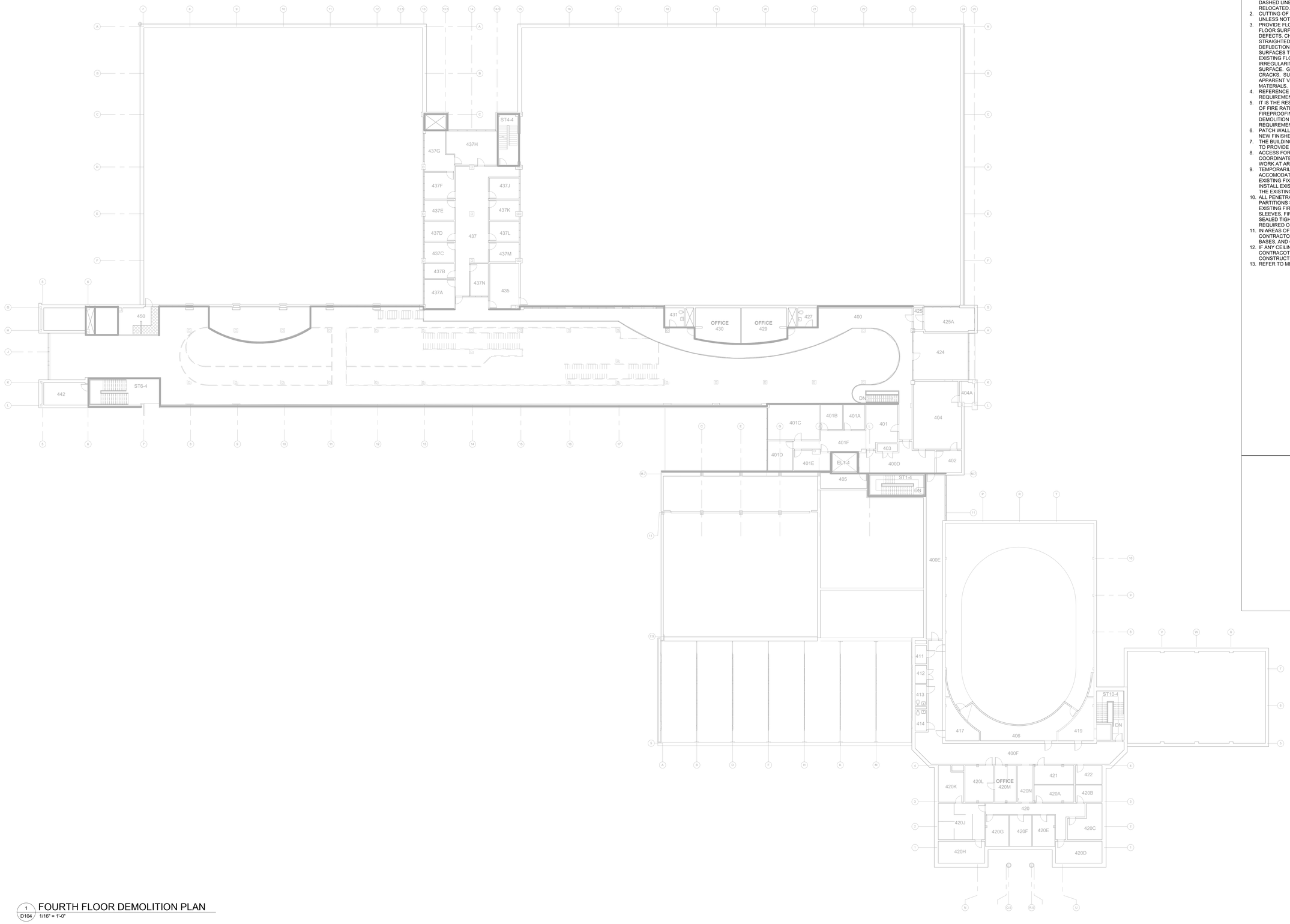


1 D104 FOURTH FLOOR DEMOLITION PLAN
1/16" = 1'-0"

## GENERAL DEMOLITION NOTES

1. SOLID LINES ON FLOOR PLANS REPRESENT BUILDING ELEMENTS TO REMAIN. DASHED LINES REPRESENT BUILDING ELEMENTS TO BE DEMOLISHED OR RELOCATED.
2. CUTTING OF EXISTING BEAMS AND STRUCTURAL ELEMENTS IS PROHIBITED, UNLESS NOTED IN STRUCTURAL DRAWINGS.
3. PROVIDE FLOOR SUBSTRATE SURFACES SMOOTH AND FLUSH WITH EXISTING FLOOR SURFACES. FREE OF RIDGES, RIPPLES, DEPRESSIONS, AND OTHER DEFECTS. CHECK FLOOR SURFACES WITH A TEN FOOT LONG METAL STRAIGHTEDGE AND USING APPROPRIATE MATERIALS. FILL TROUGHS AND DEFLECTIONS OF FLOOR SURFACES, CLEAN AND PREPARE SUBFLOOR SURFACES TO RECEIVE NEW FINISH FLOORING MATERIALS AFTER REMOVAL OF EXISTING FLOORING MATERIALS. REMOVE EXISTING ADHESIVES AND SURFACE IRREGULARITIES WHICH WOULD TELEGRAPH THROUGH THE NEW FLOOR SURFACE. GRIND RIDGES AND RAISED AREAS. FILL DEPRESSIONS AND REPAIR CRACKS. SUBFLOOR SURFACES SHALL BE CLEAN, SMOOTH, LEVEL WITH NO APPARENT VARIATION AND SUITABLE TO RECEIVE NEW FINISH FLOOR MATERIALS.
4. REFERENCE ELECTRICAL DRAWINGS AND SPECIFICATIONS FOR SPECIFIC REQUIREMENTS ASSOCIATED WITH FINISHES.
5. IT IS THE RESPONSIBILITY OF THE CONTRACTOR TO MAINTAIN THE INTEGRITY OF FIRE RATED ASSEMBLIES AT ALL EDGES AND PENETRATIONS. EXISTING FIREPROOFING OR FIRE ASSEMBLIES WHICH ARE DAMAGED DURING DEMOLITION SHALL BE REPAIRED TO CONFORM TO FIRE PROTECTION REQUIREMENTS.
6. PATCH WALLS AT CONTRACTOR-REMOVED EQUIPMENT AND PREPARE FOR NEW FINISHES.
7. THE BUILDING WILL REMAIN OCCUPIED DURING CONSTRUCTION. CONTRACTOR TO PROVIDE NECESSARY PROTECTION FOR ALL AREAS OF WORK.
8. ACCESS FOR HVAC, PLUMBING AND ELECTRICAL WORK SHALL BE COORDINATED WITH OWNER'S REPRESENTATIVE IN ADVANCE OF PLANNING WORK AT AREAS ABOVE AND BELOW PLANNED WORK.
9. TEMPORARILY REMOVE AND SALVAGE EXISTING CEILING GRID AND TILES TO ACCOMODATE ELECTRICAL WORK. INSTALL NEW ELECTRICAL WORK. PROTECT EXISTING FIXTURES, FINISHES, EQUIPMENT, FURNISHING DURING REMOVAL. RE-INSTALL EXISTING CEILING TILES. PATCH, CLEAN, AND REPAIR ANY DAMAGE TO THE EXISTING SPACE.
10. ALL PENETRATIONS OF EXISTING FLOORS AND FIRE RATED WALL OR SMOKE PARTITIONS SHALL BE PATCHED AND REPAIRED AS REQUIRED TO MAINTAIN THE EXISTING FIRE RATING OR SMOKE INFILTRATION INTEGRITY OF THE WALL. ALL SLEEVES, FIREWAYS, CABLE TRAYS, PIPES, DUCTWORK, ETC. SHALL BE FIRE SEALED TIGHT TO THE WALL OR FLOOR PENETRATIONS TO MAINTAIN THE REQUIRED CODE COMPLIANT FIRE RATING.
11. IN AREAS OF REMOVAL OF WALL AND CEILING MOUNTED DEVICES, CONTRACTOR SHALL REPAIR/REPLACE, PATCH, AND CLEAN WALLS, WALL BASES, AND CEILING AS REQUIRED TO MATCH EXISTING FINISHES.
12. IF ANY CEILING GRID AND/OR TILE IS DAMAGED DURING CONSTRUCTION, CONTRACOTR TO REPLACE WITH NEW GRID AND/OR TILE TO MATCH ADJACENT CONSTRUCTION.
13. REFER TO MEP DRAWINGS FOR DETAILED SCOPE OF DEMOLITION WORK.

## SHEET KEYNOTES

| REV.NO. | DESCRIPTION | DATE |
|---|---|---|
| A | CD FOR REVIEW | 2022-06-09 |
| B | CD FOR REVIEW - POST SIX (6) MONTHS | 2023-02-10 |
| 0 | BID SET | 2023-04-28 |

REVISIONS

PAUL DAVID ORBAN REGISTERED ARCHITECT 11102 NORTH CAROLINA COLUMBIA, SC 04/25/2023

BHDP PLLC REGISTERED ARCHITECTURAL COMPANY 63004 NORTH CAROLINA CINCINNATI, OH


BHDP
CHARLOTTE
800 Westmere Ave.
Suite 408
Charlotte, NC 28208
PHONE 704.317.6971

McKIM&CREED
Venture IV Building, Suite 500
1730 Varsity Drive
Raleigh, North Carolina 27606
Phone: (919) 233-8091, Fax: (919) 233-8031
NC License# F-1222
www.mckimcreed.com


UNC GREENSBORO
Find your way here

UNC GREENSBORO - COLEMAN BUILDING
FIRE ALARM UPGRADES
SCO ID NO: 17-18200-01A CODE: 41725 ITEM: 323

FOURTH FLOOR DEMOLITION PLAN

| | |
|---|---|
| PROJ. START DATE: | 2023.02.10 |
| MCE PROJ. # | 07144-0003 |
| DRAWN | CM |
| DESIGNED | JB |
| CHECKED | NZ |
| PROJ. MGR. | JB |

SCALE
HORIZONTAL:
VERTICAL:

D104
DRAWING NUMBER
UNG01.04
BHDP PROJ. #

STATUS:
ISSUED FOR BID

4/24/2023 4:46:11 PM


This document is the product and property of Baxter Hodell Donnelly Preston, Inc. Neither the document nor the information it contains may be copied or used for other than the specific project for which it was prepared without the written consent of Baxter Hodell Donnelly Preston, Inc.

Revit Template Version
v16: 2019.06.04



1 A100 GROUND FLOOR NEW WORK PLAN
1/16" = 1'-0"

## GENERAL ARCHITECTURAL NOTES

A. TEMPORARILY REMOVE AND SALVAGE EXISTING CEILING GRID AND TILES TO ACCOMODATE ELECTRICAL WORK. INSTALL NEW ELECTRICAL WORK. PROTECT EXISTING FIXTURES, FINISHES, EQUIPMENT, FURNISHING DURING REMOVAL. RE-INSTALL EXISTING CEILING TILES. PATCH, CLEAN, AND REPAIR ANY DAMAGE TO THE EXISTING SPACE.
B. IN LOCATIONS WHERE CEILING MOUNTED DEVICES ARE REMOVED, REPLACE EXISTING TILE WITH NEW TILE TO MATCH ADJACENT TILES.
C. IF ANY CEILING GRID AND/OR TILE IS DAMAGED DURING CONSTRUCTION, CONTRACOTR TO REPLACE WITH NEW GRID AND/OR TILE TO MATCH ADJACENT CONSTRUCTION.
D. ALL PENETRATIONS OF EXISTING FLOORS AND FIRE RATED WALL OR SMOKE PARTITIONS SHALL BE PATCHED AND REPAIRED AS REQUIRED TO MAINTAIN THE EXISTING FIRE RATING OR SMOKE INFILTRATION INTEGRITY OF THE WALL. ALL SLEEVES, WIREWAYS, CABLE TRAYS, PIPES, DUCTWORK, ETC. SHALL BE FIRE SEALED TIGHT TO THE WALL OR FLOOR PENETRATIONS TO MAINTAIN THE REQUIRED CODE COMPLIANT FIRE RATING.
E. IN AREAS OF REMOVAL OF WALL AND CEILING MOUNTED DEVICES, CONTRACTOR SHALL REPAIR, PATCH, AND CLEAN WALLS, WALL BASES, AND CEILING AS REQUIRED TO MATCH EXISTING FINISHES INCLUDING ANY DECORATIVE PANELING.
F. REFER TO MEP DRAWINGS FOR DETAILED SCOPE OF NEW WORK. PROVIDE CEILING ACCESS PANELS WHERE REQUIRED IN EXISTING GWB OR PLASTER CEILINGS.

## SHEET KEYNOTES

## KEY PLAN

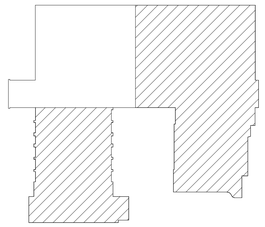

AREA OF WORK

OUT OF SCOPE

| REV.NO. | DESCRIPTION | DATE |
|---|---|---|
| A | CD FOR REVIEW | 2022-06-06 |
| B | CD FOR REVIEW - POST SIX (6) MONTHS | 2023-02-10 |
| 0 | BID SET | 2023-04-28 |

REVISIONS

PAUL DAVID ORGAN REGISTERED ARCHITECT 11102 NORTH CAROLINA 04/25/2023

BHDP PLLC REGISTERED ARCHITECTURAL COMPANY 53004 NORTH CAROLINA CINCINNATI, OH


BHDP
CHARLOTTE
800 Westmere Ave.
Suite 408
Charlotte, NC 28208
PHONE 704.317.6971

McKIM&CREED
Venture IV Building, Suite 500
1730 Varsity Drive
Raleigh, North Carolina 27606
Phone: (919) 233-8091, Fax: (919) 233-8031
NC License# F-1222
www.mckimcreed.com


UNC GREENSBORO
Find your way here

UNC GREENSBORO - COLEMAN BUILDING
FIRE ALARM UPGRADES
SCO ID NO: 17-18200-01A CODE: 41725 ITEM: 323

GROUND FLOOR NEW WORK PLAN

| | |
|---|---|
| PROJ. START DATE: | 2023.02.10 |
| MCE PROJ. # | 07144-0003 |
| DRAWN | CM |
| DESIGNED | JB |
| CHECKED | NZ |
| PROJ. MGR. | JB |

SCALE
HORIZONTAL:
VERTICAL:

A100
DRAWING NUMBER
UNG01.04
BHDP PROJ. #

STATUS: ISSUED FOR BID


This document is the product and property of Baxter Hodell Donnelly Preston, Inc. Neither the document nor the information it contains may be copied or used for other than the specific project for which it was prepared without the written consent of Baxter Hodell Donnelly Preston, Inc.


4/24/2023 4:46:06 PM

Revit Template Version
V16: 2019.06.04

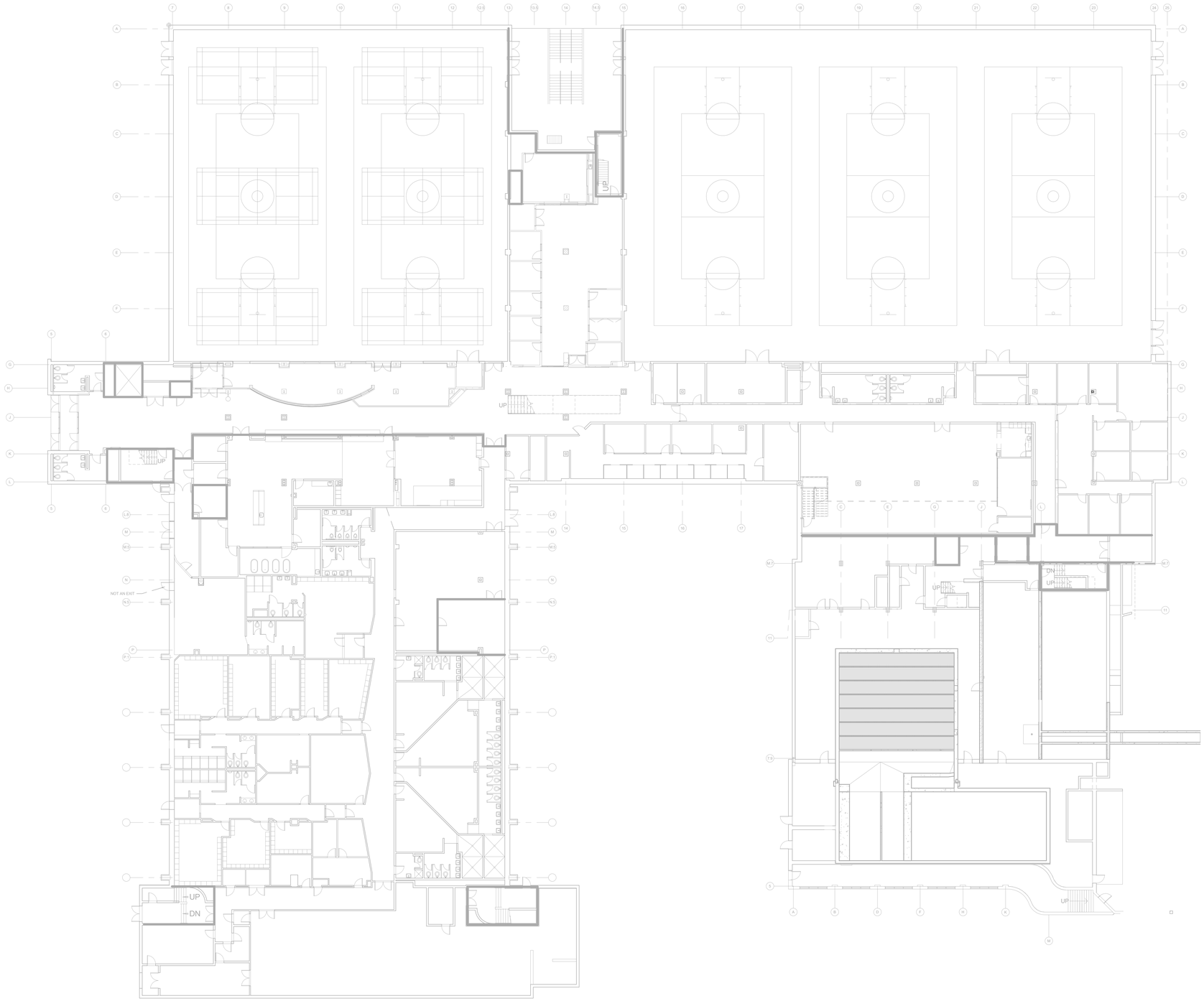


1 A101 FIRST FLOOR NEW WORK PLAN
1/16" = 1'-0"

## GENERAL ARCHITECTURAL NOTES

A. TEMPORARILY REMOVE AND SALVAGE EXISTING CEILING GRID AND TILES TO ACCOMODATE ELECTRICAL WORK. INSTALL NEW ELECTRICAL WORK. PROTECT EXISTING FIXTURES, FINISHES, EQUIPMENT, FURNISHING DURING REMOVAL. RE-INSTALL EXISTING CEILING TILES. PATCH, CLEAN, AND REPAIR ANY DAMAGE TO THE EXISTING SPACE.
B. IN LOCATIONS WHERE CEILING MOUNTED DEVICES ARE REMOVED, REPLACE EXISTING TILE WITH NEW TILE TO MATCH ADJACENT TILES.
C. IF ANY CEILING GRID AND/OR TILE IS DAMAGED DURING CONSTRUCTION, CONTRACOTR TO REPLACE WITH NEW GRID AND/OR TILE TO MATCH ADJACENT CONSTRUCTION.
D. ALL PENETRATIONS OF EXISTING FLOORS AND FIRE RATED WALL OR SMOKE PARTITIONS SHALL BE PATCHED AND REPAIRED AS REQUIRED TO MAINTAIN THE EXISTING FIRE RATING OR SMOKE INFILTRATION INTEGRITY OF THE WALL. ALL SLEEVES, WIREWAYS, CABLE TRAYS, PIPES, DUCTWORK, ETC. SHALL BE FIRE SEALED TIGHT TO THE WALL OR FLOOR PENETRATIONS TO MAINTAIN THE REQUIRED CODE COMPLIANT FIRE RATING.
E. IN AREAS OF REMOVAL OF WALL AND CEILING MOUNTED DEVICES, CONTRACTOR SHALL REPAIR, PATCH, AND CLEAN WALLS, WALL BASES, AND CEILING AS REQUIRED TO MATCH EXISTING FINISHES INCLUDING ANY DECORATIVE PANELING.
F. REFER TO MEP DRAWINGS FOR DETAILED SCOPE OF NEW WORK. PROVIDE CEILING ACCESS PANELS WHERE REQUIRED IN EXISTING GWB OR PLASTER CEILINGS.

## SHEET KEYNOTES

| REV.NO. | DESCRIPTION | DATE |
|---|---|---|
| A | CD FOR REVIEW | 2022-06-08 |
| B | CD FOR REVIEW - POST SIX (6) MONTHS | 2023-02-10 |
| 0 | BID SET | 2023-04-28 |

REVISIONS

PAUL DAVID OREAN REGISTERED ARCHITECT 11102 NORTH CAROLINA 04/25/2023

BHDP PLLC REGISTERED ARCHITECTURAL COMPANY 53004 NORTH CAROLINA CINCINNATI, OH


BHDP
CHARLOTTE
800 Westmere Ave.
Suite 408
Charlotte, NC 28208
PHONE 704.317.6971

McKIM&CREED
Venture IV Building, Suite 500
1730 Varsity Drive
Raleigh, North Carolina 27606
Phone: (919) 233-8091, Fax: (919) 233-8031
NC License# F-1222
www.mckimcreed.com


UNC GREENSBORO
Find your way here

UNC GREENSBORO - COLEMAN BUILDING
FIRE ALARM UPGRADES
SCO ID NO: 17-18200-01A CODE: 41725 ITEM: 323

FIRST FLOOR NEW WORK PLAN

| | |
|---|---|
| PROJ. START DATE: | 2023.02.10 |
| MCE PROJ. # | 07144-0003 |
| DRAWN | CM |
| DESIGNED | JB |
| CHECKED | NZ |
| PROJ. MGR. | JB |

SCALE
HORIZONTAL:
VERTICAL:

A101
DRAWING NUMBER
UNG01.04
BHDP PROJ. #

STATUS: ISSUED FOR BID

4/24/2023 4:46:07 PM


This document is the product and property of Baxter Hodell Donnelly Preston, Inc. Neither the document nor the information it contains may be copied or used for other than the specific project for which it was prepared without the written consent of Baxter Hodell Donnelly Preston, Inc.

Revit Template Version
v16: 2019.06.04

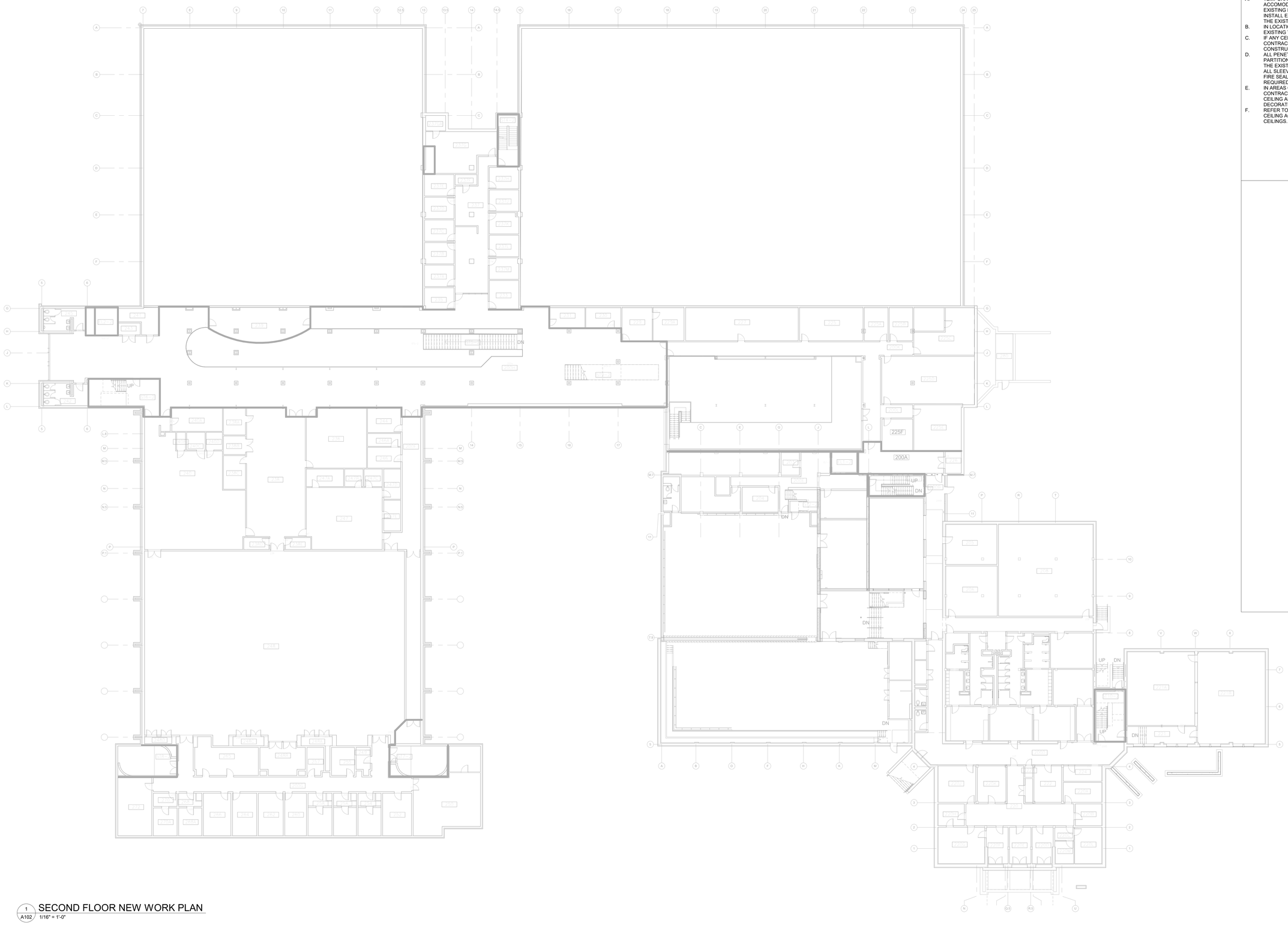

1 A102 SECOND FLOOR NEW WORK PLAN
1/16" = 1'-0"

## GENERAL ARCHITECTURAL NOTES

A. TEMPORARILY REMOVE AND SALVAGE EXISTING CEILING GRID AND TILES TO ACCOMODATE ELECTRICAL WORK. INSTALL NEW ELECTRICAL WORK. PROTECT EXISTING FIXTURES, FINISHES, EQUIPMENT, FURNISHING DURING REMOVAL. RE-INSTALL EXISTING CEILING TILES. PATCH, CLEAN, AND REPAIR ANY DAMAGE TO THE EXISTING SPACE.
B. IN LOCATIONS WHERE CEILING MOUNTED DEVICES ARE REMOVED, REPLACE EXISTING TILE WITH NEW TILE TO MATCH ADJACENT TILES.
C. IF ANY CEILING GRID AND/OR TILE IS DAMAGED DURING CONSTRUCTION, CONTRACOTR TO REPLACE WITH NEW GRID AND/OR TILE TO MATCH ADJACENT CONSTRUCTION.
D. ALL PENETRATIONS OF EXISTING FLOORS AND FIRE RATED WALL OR SMOKE PARTITIONS SHALL BE PATCHED AND REPAIRED AS REQUIRED TO MAINTAIN THE EXISTING FIRE RATING OR SMOKE INFILTRATION INTEGRITY OF THE WALL. ALL SLEEVES, WIREWAYS, CABLE TRAYS, PIPES, DUCTWORK, ETC. SHALL BE FIRE SEALED TIGHT TO THE WALL OR FLOOR PENETRATIONS TO MAINTAIN THE REQUIRED CODE COMPLIANT FIRE RATING.
E. IN AREAS OF REMOVAL OF WALL AND CEILING MOUNTED DEVICES, CONTRACTOR SHALL REPAIR, PATCH, AND CLEAN WALLS, WALL BASES, AND CEILING AS REQUIRED TO MATCH EXISTING FINISHES INCLUDING ANY DECORATIVE PANELING.
F. REFER TO MEP DRAWINGS FOR DETAILED SCOPE OF NEW WORK. PROVIDE CEILING ACCESS PANELS WHERE REQUIRED IN EXISTING GWB OR PLASTER CEILINGS.

## SHEET KEYNOTES

| REV.NO. | DESCRIPTION | DATE |
|---|---|---|
| A | CD FOR REVIEW | 2022-06-08 |
| B | CD FOR REVIEW - POST SIX (6) MONTHS | 2023-02-10 |
| 0 | BID SET | 2023-04-28 |

REVISIONS

PAUL DAVID ORAN REGISTERED ARCHITECT 11102 NORTH CAROLINA COLUMBUS, OH 04/25/2023

BHDP PLLC REGISTERED ARCHITECTURAL COMPANY 53004 NORTH CAROLINA CINCINNATI, OH


BHDP
CHARLOTTE
800 Westmere Ave.
Suite 408
Charlotte, NC 28208
PHONE 704.317.6971

McKIM&CREED
Venture IV Building, Suite 500
1730 Varsity Drive
Raleigh, North Carolina 27606
Phone: (919) 233-8091, Fax: (919) 233-8031
NC License# F-1222
www.mckimcreed.com


UNC GREENSBORO
Find your way here

UNC GREENSBORO - COLEMAN BUILDING
FIRE ALARM UPGRADES
SCO ID NO: 17-18200-01A CODE: 41725 ITEM: 323

SECOND FLOOR NEW WORK PLAN

| | |
|---|---|
| PROJ. START DATE: | 2023.02.10 |
| MCE PROJ. # | 07144-0003 |
| DRAWN | CM |
| DESIGNED | JB |
| CHECKED | NZ |
| PROJ. MGR. | JB |

SCALE
HORIZONTAL:
VERTICAL:

A102
DRAWING NUMBER
UNG01.04
BHDP PROJ. #

STATUS: ISSUED FOR BID

4/24/2023 4:46:07 PM


This document is the product and property of Baxter Hodell Donnelly Preston, Inc. Neither the document nor the information it contains may be copied or used for other than the specific project for which it was prepared without the written consent of Baxter Hodell Donnelly Preston, Inc.

Revit Template Version
v16: 2019.06.04

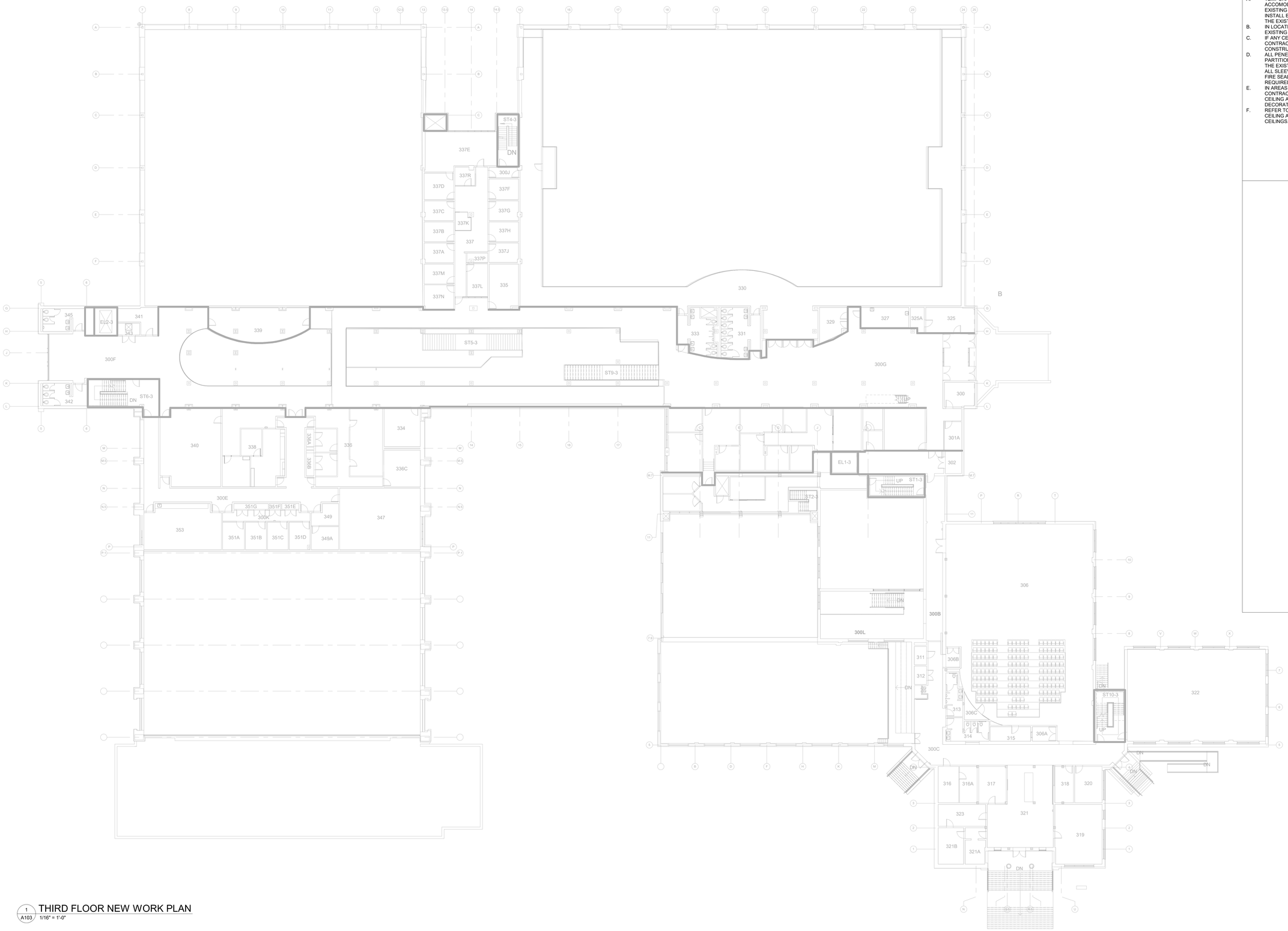


1 / A103 THIRD FLOOR NEW WORK PLAN
1/16" = 1'-0"

## GENERAL ARCHITECTURAL NOTES

A. TEMPORARILY REMOVE AND SALVAGE EXISTING CEILING GRID AND TILES TO ACCOMODATE ELECTRICAL WORK. INSTALL NEW ELECTRICAL WORK. PROTECT EXISTING FIXTURES, FINISHES, EQUIPMENT, FURNISHING DURING REMOVAL. RE-INSTALL EXISTING CEILING TILES. PATCH, CLEAN, AND REPAIR ANY DAMAGE TO THE EXISTING SPACE.
B. IN LOCATIONS WHERE CEILING MOUNTED DEVICES ARE REMOVED, REPLACE EXISTING TILE WITH NEW TILE TO MATCH ADJACENT TILES.
C. IF ANY CEILING GRID AND/OR TILE IS DAMAGED DURING CONSTRUCTION, CONTRACOTR TO REPLACE WITH NEW GRID AND/OR TILE TO MATCH ADJACENT CONSTRUCTION.
D. ALL PENETRATIONS OF EXISTING FLOORS AND FIRE RATED WALL OR SMOKE PARTITIONS SHALL BE PATCHED AND REPAIRED AS REQUIRED TO MAINTAIN THE EXISTING FIRE RATING OR SMOKE INFILTRATION INTEGRITY OF THE WALL. ALL SLEEVES, WIREWAYS, CABLE TRAYS, PIPES, DUCTWORK, ETC. SHALL BE FIRE SEALED TIGHT TO THE WALL OR FLOOR PENETRATIONS TO MAINTAIN THE REQUIRED CODE COMPLIANT FIRE RATING.
E. IN AREAS OF REMOVAL OF WALL AND CEILING MOUNTED DEVICES, CONTRACTOR SHALL REPAIR, PATCH, AND CLEAN WALLS, WALL BASES, AND CEILING AS REQUIRED TO MATCH EXISTING FINISHES INCLUDING ANY DECORATIVE PANELING.
F. REFER TO MEP DRAWINGS FOR DETAILED SCOPE OF NEW WORK. PROVIDE CEILING ACCESS PANELS WHERE REQUIRED IN EXISTING GWB OR PLASTER CEILINGS.

## SHEET KEYNOTES

| REV.NO. | DESCRIPTION | DATE |
|---|---|---|
| A | CD FOR REVIEW | 2022-06-08 |
| B | CD FOR REVIEW - POST SIX (6) MONTHS | 2023-02-10 |
| 0 | BID SET | 2023-04-28 |

REVISIONS

PAUL DAVID OREAN REGISTERED ARCHITECT 11102 NORTH CAROLINA 04/25/2023

BHDP PLLC 53004 NORTH CAROLINA CINCINNATI, OH


BHDP
CHARLOTTE
800 Westmere Ave.
Suite 408
Charlotte, NC 28208
PHONE 704.317.6971

McKIM&CREED
Venture IV Building, Suite 500
1730 Varsity Drive
Raleigh, North Carolina 27606
Phone: (919) 233-8091, Fax: (919) 233-8031
NC License# F-1222
www.mckimcreed.com


UNC GREENSBORO
Find your way here

UNC GREENSBORO - COLEMAN BUILDING
FIRE ALARM UPGRADES
SCO ID NO: 17-18200-01A CODE: 41725 ITEM: 323

THIRD FLOOR NEW WORK PLAN

| | |
|---|---|
| PROJ. START DATE: | 2023.02.10 |
| MCE PROJ. # | 07144-0003 |
| DRAWN | CM |
| DESIGNED | JB |
| CHECKED | NZ |
| PROJ. MGR. | JB |

SCALE
HORIZONTAL:
VERTICAL:

A103
DRAWING NUMBER
UNG01.04
BHDP PROJ. #

STATUS:
ISSUED FOR BID

4/24/2023 4:46:08 PM


This document is the product and property of Baxter Hodell Donnelly Preston, Inc. Neither the document nor the information it contains may be copied or used for other than the specific project for which it was prepared without the written consent of Baxter Hodell Donnelly Preston, Inc.

Revit Template Version
V16: 2019.06.04

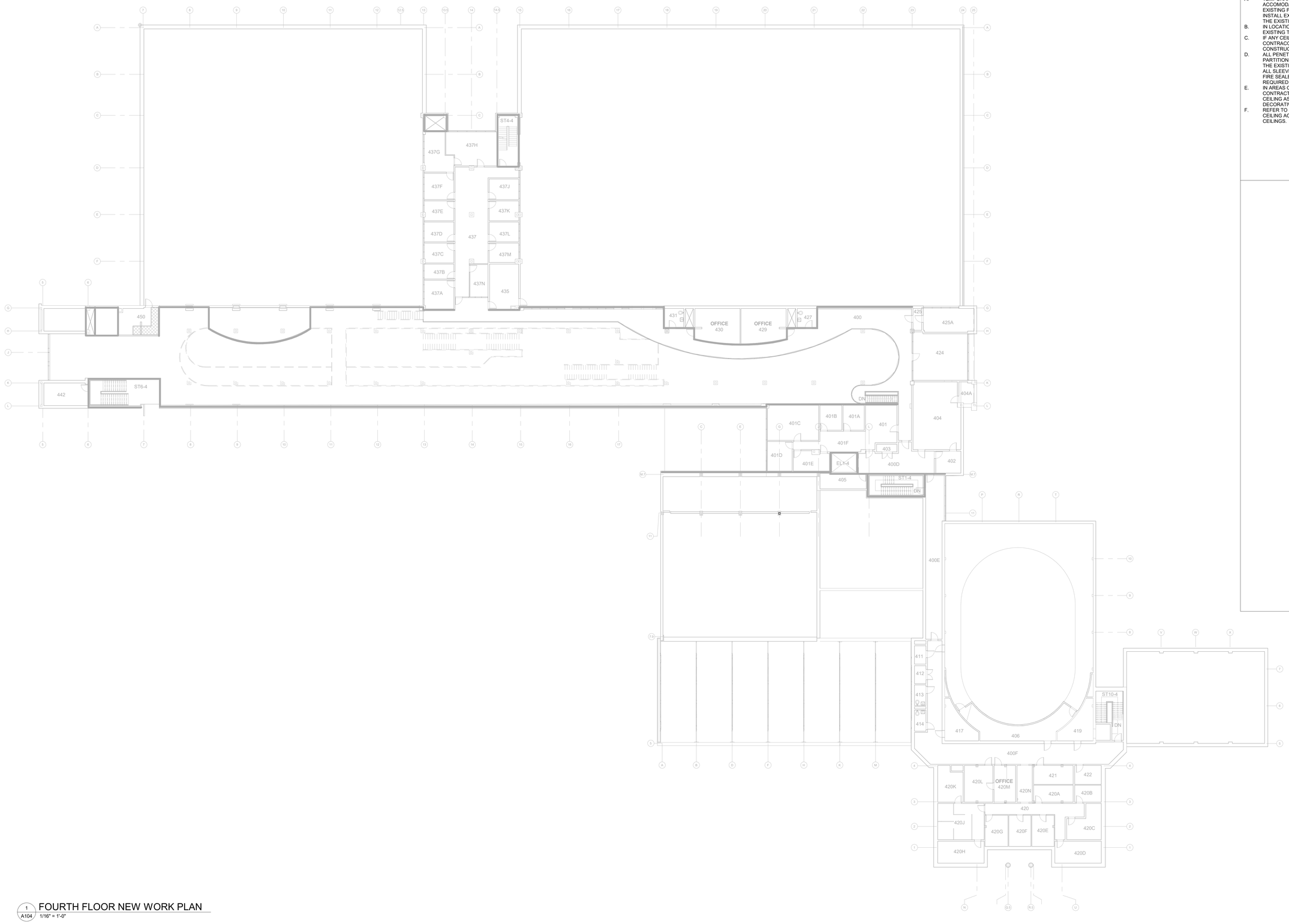


1 A104 FOURTH FLOOR NEW WORK PLAN
1/16" = 1'-0"

## GENERAL ARCHITECTURAL NOTES

A. TEMPORARILY REMOVE AND SALVAGE EXISTING CEILING GRID AND TILES TO ACCOMODATE ELECTRICAL WORK. INSTALL NEW ELECTRICAL WORK. PROTECT EXISTING FIXTURES, FINISHES, EQUIPMENT, FURNISHING DURING REMOVAL. RE-INSTALL EXISTING CEILING TILES. PATCH, CLEAN, AND REPAIR ANY DAMAGE TO THE EXISTING SPACE.
B. IN LOCATIONS WHERE CEILING MOUNTED DEVICES ARE REMOVED, REPLACE EXISTING TILE WITH NEW TILE TO MATCH ADJACENT TILES.
C. IF ANY CEILING GRID AND/OR TILE IS DAMAGED DURING CONSTRUCTION, CONTRACOTR TO REPLACE WITH NEW GRID AND/OR TILE TO MATCH ADJACENT CONSTRUCTION.
D. ALL PENETRATIONS OF EXISTING FLOORS AND FIRE RATED WALL OR SMOKE PARTITIONS SHALL BE PATCHED AND REPAIRED AS REQUIRED TO MAINTAIN THE EXISTING FIRE RATING OR SMOKE INFILTRATION INTEGRITY OF THE WALL. ALL SLEEVES, WIREWAYS, CABLE TRAYS, PIPES, DUCTWORK, ETC. SHALL BE FIRE SEALED TIGHT TO THE WALL OR FLOOR PENETRATIONS TO MAINTAIN THE REQUIRED CODE COMPLIANT FIRE RATING.
E. IN AREAS OF REMOVAL OF WALL AND CEILING MOUNTED DEVICES, CONTRACTOR SHALL REPAIR, PATCH, AND CLEAN WALLS, WALL BASES, AND CEILING AS REQUIRED TO MATCH EXISTING FINISHES INCLUDING ANY DECORATIVE PANELING.
F. REFER TO MEP DRAWINGS FOR DETAILED SCOPE OF NEW WORK. PROVIDE CEILING ACCESS PANELS WHERE REQUIRED IN EXISTING GWB OR PLASTER CEILINGS.

## SHEET KEYNOTES

| REV.NO. | DESCRIPTION | DATE |
|---|---|---|
| A | CD FOR REVIEW | 2022-06-09 |
| B | CD FOR REVIEW - POST SIX (6) MONTHS | 2023-02-10 |
| 0 | BID SET | 2023-04-28 |

REVISIONS

PAUL DAVID ORBAN REGISTERED ARCHITECT 11102 NORTH CAROLINA COLUMBIA, SC 04/25/2023

BHDP PLLC REGISTERED ARCHITECTURAL COMPANY 63004 NORTH CAROLINA CINCINNATI, OH


BHDP
CHARLOTTE
800 Westmere Ave.
Suite 408
Charlotte, NC 28208
PHONE 704.317.6971

McKIM&CREED
Venture IV Building, Suite 500
1730 Varsity Drive
Raleigh, North Carolina 27606
Phone: (919) 233-8091, Fax: (919) 233-8031
NC License# F-1222
www.mckimcreed.com


UNC GREENSBORO
Find your way here

UNC GREENSBORO - COLEMAN BUILDING
FIRE ALARM UPGRADES
SCO ID NO: 17-18200-01A CODE: 41725 ITEM: 323

FOURTH FLOOR NEW WORK PLAN

| | |
|---|---|
| PROJ. START DATE: | 2023.02.10 |
| MCE PROJ. # | 07144-0003 |
| DRAWN | CM |
| DESIGNED | JB |
| CHECKED | NZ |
| PROJ. MGR. | JB |

SCALE
HORIZONTAL:
VERTICAL:

A104
DRAWING NUMBER
UNG01.04
BHDP PROJ. #

STATUS:
ISSUED FOR BID

4/24/2023 4:46:08 PM


This document is the product and property of Baxter Hodell Donnelly Preston, Inc. Neither the document nor the information it contains may be copied or used for other than the specific project for which it was prepared without the written consent of Baxter Hodell Donnelly Preston, Inc.

## PHASING NOTES:

THIS PROJECT WILL BE CONSTRUCTED IN AN OCCUPIED BUILDING. THE INTENT IS TO INSTALL THE NEW FIRE ALARM/MASS NOTIFICATION SYSTEM (FA/MNS) INDEPENDENT OF THE EXISTING FIRE ALARM SYSTEM THAT WILL BE DEMOLISHED AFTER THE NEW SYSTEM IS ON-LINE, TESTED, AND APPROVED. BASED ON THE BUILDING BEING LARGE AND OCCUPIED DURING THE CONSTRUCTION, THE INTENT IS TO COMPLETE THE INSTALLATION IN PHASES BASED ON AREAS OF WORK. TO PROVIDE ADDITIONAL FLEXIBILITY WITH CONSTRUCTION, CONTRACTOR SHALL ADDRESS GETTING NEW MAIN FA/MNS PANEL ON-LINE AND PROVIDING MONITOR MODULES TO MONITOR THE EXISTING SYSTEM UNTIL THE COMPLETE NEW SYSTEM IS COMPLETED. IT IS UNDERSTOOD THE NEW SYSTEM WILL HAVE A MAIN FA/MNS PANEL AS WELL AS SUPPLEMENTAL NOTIFICATION APPLIANCE POWER SUPPLIES, ETC. REQUIRING SOME WORK FOR THE LOOPS, ETC. IN OTHER AREAS THAT WILL BE GOING ON SIMULTANEOUSLY, BUT THESE SHALL BE LIMITED. PHASING DRAWINGS INCLUDE: PH001 AND PH002. PH001 INCLUDES FLOOR PLANS BROKEN DOWN INTO FOUR (4) QUADRANTS WITH DIFFERENT HATCHING. THE HATCHING PROVIDES A CONCEPTUAL IDEA OF HOW THE CONSTRUCTION SHALL BE PHASED NOTING BECAUSE OF THE SIZE OF THE BUILDING, WORK COULD BE DONE BY MULTIPLE TEAMS IN MORE THAN ONE (1) AREA AT A TIME. THE INTENT IS TO ALSO LIMIT WORK TO A SINGLE FLOOR AT A TIME. PH002 INCLUDES SPECIFIC ACCESS LIMITATIONS TO CERTAIN AREAS BASED ON THE CURRENT USE AND SCHEDULE. THE MAJORITY OF THE SPACES NOTED ARE THE LARGE GYMNASIUMS, LOCKER ROOMS, DANCE STUDIOS, AND THEATER. CONSTRUCTION IN THESE SPACES IS LIMITED TO THE PARAMETERS NOTED. WHILE THE SPECIFIC SPACE REQUIREMENTS ARE NOTED, ALL SPACES WILL REQUIRE COORDINATION AND SCHEDULING WITH THE OWNER TO ASSURE MINIMAL DISRUPTION OF THE DAY-TO-DAY ACTIVITIES THROUGHOUT THE BUILDING. IN PART, THE CONTRACTOR SHALL PROVIDE A DETAILED SCHEDULE BY ROOMS/AREAS TO ALLOW FOR THE OWNER TO PROVIDE OPTIONS FOR OCCUPANTS TO TEMPORARILY WORK FROM ANOTHER LOCATION. THE PREFERENCE IS TO SCHEDULE WORK BY SUITES, NOT INDIVIDUAL OFFICES, WHICH NEED TO INCLUDE A MINIMUM TWO (2) WEEK NOTICE (AND WILL BE DISCUSSED IN GREATER DETAIL WITH CONTRACTOR AS PART OF THE SCHEDULING PROCESS). THE INTENT OVERALL IS FOR THE CONTINUED USE OF THE FACILITY WHICH INCLUDES THE SAFE PASSAGE OF STUDENTS, FACULTY, ETC. IN CORRIDORS, ETC. WHERE WORK IS BEING PERFORMED. THE CONTRACTOR SHALL PROVIDE THE NECESSARY SAFETY BARRIERS, SIGNAGE, ETC. TO ASSURE THE SAFETLY OF THE PUBLIC DURING CONSTRUCTION. UNLESS SPECIFICALLY ADDRESSED, THE INTENT IS TO HAVE ALL AREAS ACCESSIBLE AND CLEANED AT THE END OF EACH DAY/SHIFT. ANY AREAS THAT REQUIRE SCAFFOLDING, ETC. SHALL BE SPECIFICALLY DISCUSSED AND SCHEDULED WITH THE OWNER AS PART OF THE SCHEDULING PROCESS. THE OVERALL SCHEDULING SHALL ALSO TAKE INTO ACCOUNT ANY HAZARDOUS MATERIAL ABATEMENT.

## ADDITIONAL CONSTRUCTION NOTES:

MULTIPLE AREAS IN THE BUILDING HAVE FLOATING/SPECIALTY FLOORING AND REQUIRE SPECIAL CONSIDERATION WHEN UTILIZING LIFTS, ETC. THE CONTRACTOR SHALL PROVIDE PLYWOOD AS WELL AS MATERIAL TO PROTECT THE FLOORS FROM DAMAGE (DENTS, SCRATCHES, ETC.).
AREAS WITH FLOATING FLOORS INCLUDE: AUXILIARY GYM 141, BASKETBALL GYM 125, BALLET STUDIO 202A, CONTEMPORARY STUDIO 201A, DANCE STUDIO 208, STUDIO 221A, STUDIO 221B, GYM 248, DANCE THEATER 306, DANCE STUDIO 322, AND ATRIUM. SIMILAR REQUIREMENTS APPLY TO ANY FLOORS WHERE LARGE EQUIPMENT IS UTILIZED.
IN ADDITION TO CONSTRUCTION SCHEDULE, THE CONTRACTOR SHALL ALSO BE AWARE OF THE LEVEL OF NOISE CREATED, ESPECIALLY AROUND OFFICES AND CLASSROOMS.
A LAYDOWN AREA WILL BE DESIGNATED FOR THE CONTRACTOR IN AN AREA INSIDE THE 'U' OF THE BUILDING EXTERIOR. ONCE AREA HAS BEEN COORDINATED WITH THE OWNER, TREE PROTECTION FENCING SHALL BE PROVIDED IN THE SURROUNDING AREA AND NO PARKING WILL BE ALLOWED NEAR/UNDER TREES.
DRAWINGS WILL BE PROVIDED TO THE CONTRACTOR WITH OWNER DEPARTMENTAL ASSIGNMENTS TO THE ASSOCIATED SPACES WITHIN THE COLEMAN BUILDING TO ASSIST CONTRACTOR IN COORDINATION WITH SCHEDULING, ETC.

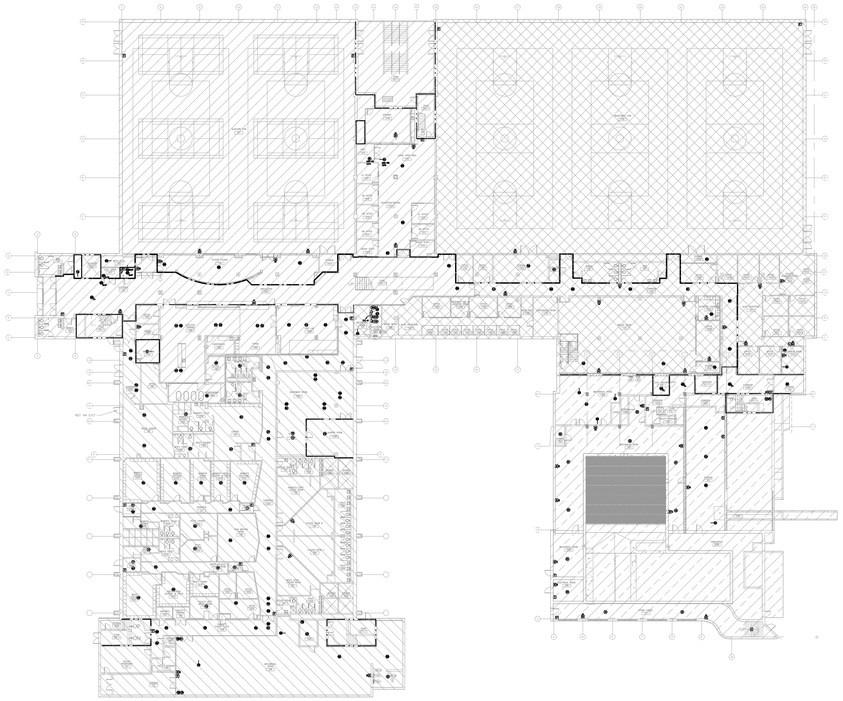

N NORTH 1 PH001 **1ST FLOOR PHASING PLAN** SCALE : 1/32" = 1'-0"

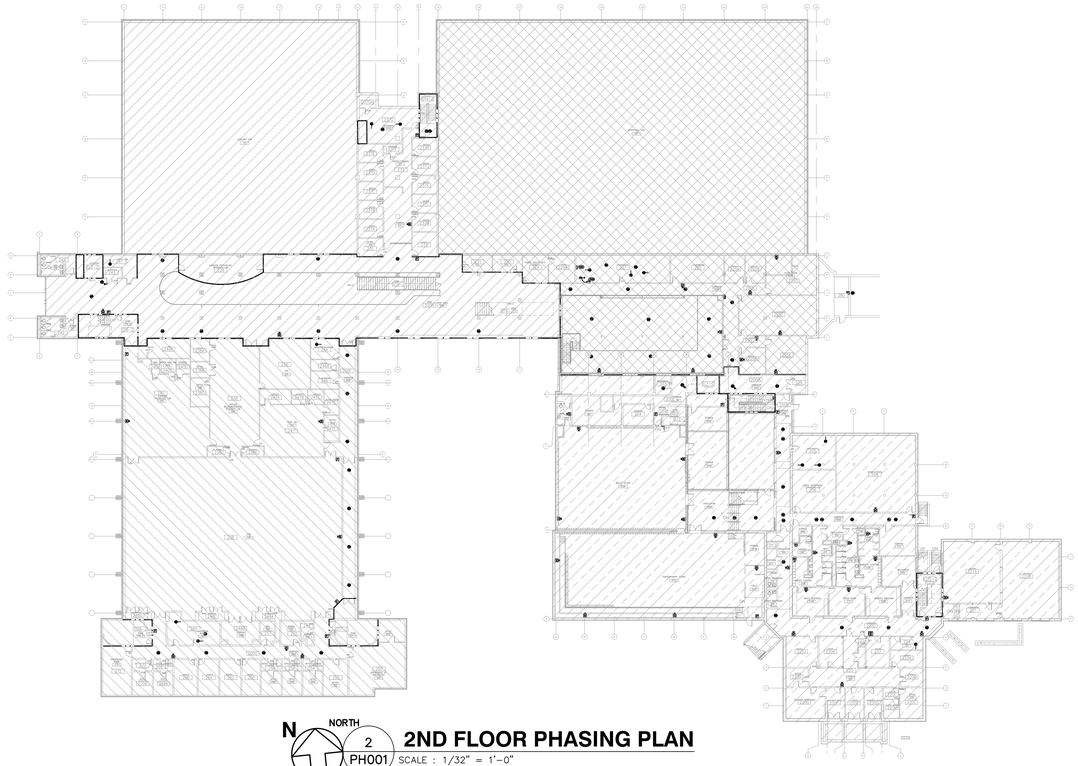

N NORTH 2 PH001 **2ND FLOOR PHASING PLAN** SCALE : 1/32" = 1'-0"

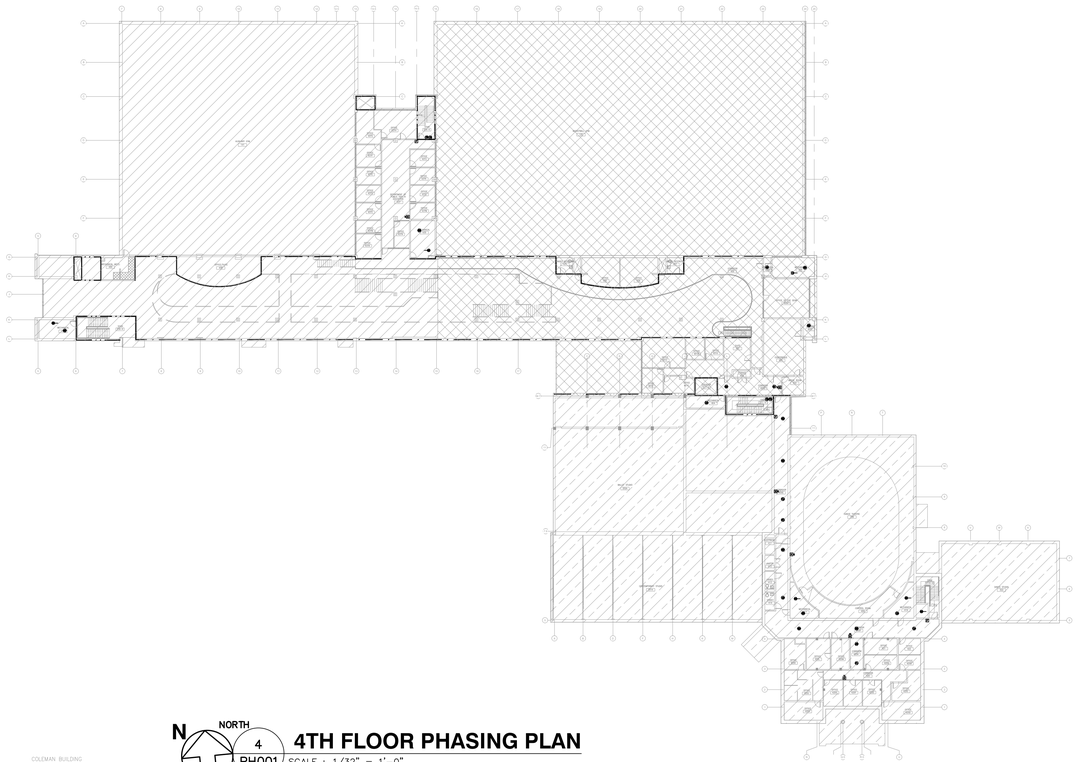

N NORTH 4 PH001 **4TH FLOOR PHASING PLAN** SCALE : 1/32" = 1'-0"

COLEMAN BUILDING

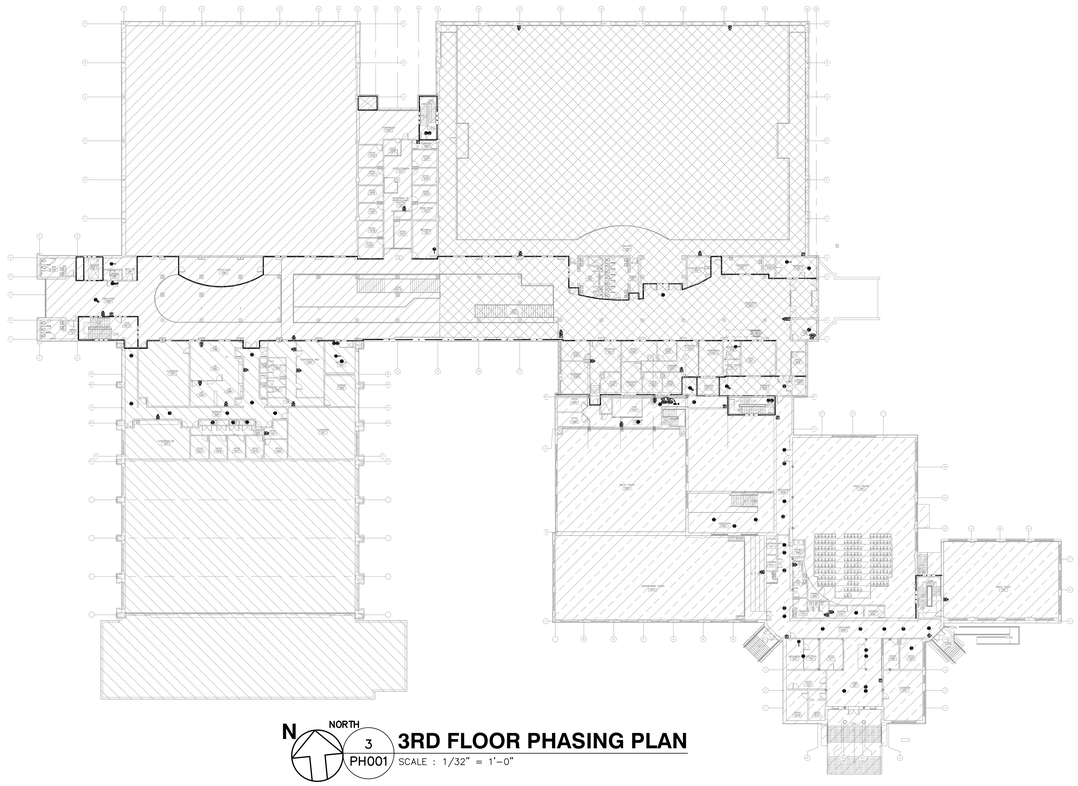

N NORTH 3 PH001 **3RD FLOOR PHASING PLAN** SCALE : 1/32" = 1'-0"

| REV.NO. | DESCRIPTION | DATE |
|---|---|---|
| 0 | ISSUED FOR BID | 2023-04-28 |

REVISIONS

NORTH CAROLINA PROFESSIONAL ENGINEER SEAL 027328 4.25.23 ANDREW D. SIGMON

McKIM&CREED
Venture IV Building, Suite 500
1730 Varsity Drive
Raleigh, North Carolina 27606
Phone: (919) 233-8091, Fax: (919) 233-8031
NC License# F-1222
www.mckimcreed.com

UNC GREENSBORO
Find your way here

UNC GREENSBORO - COLEMAN BUILDING
FIRE ALARM UPGRADES

SCO ID NO: 17-18200-01A CODE: 41725 ITEM: 323

PHASING PLANS

| | |
|---|---|
| PROJ. START DATE: | 2023.04.28 |
| MCE PROJ. # | 07144-0003 |
| DRAWN | SZ |
| DESIGNED | ADS |
| CHECKED | ADS |
| PROJ. MGR. | ADS |

SCALE
HORIZONTAL: N/A
VERTICAL: N/A

PH001
DRAWING NUMBER

REVISION

STATUS: ISSUED FOR BID

S:\07144 UNC GREENSBORO\0003\80-DRAWINGS\86-DESIGN\86E-ELECTRICAL DESIGN\CONSTRUCTION DOCUMENTS\PH001 PHASING PLANS.DWG 04/25/2023 12:57:09 SOPHIE ZHOU

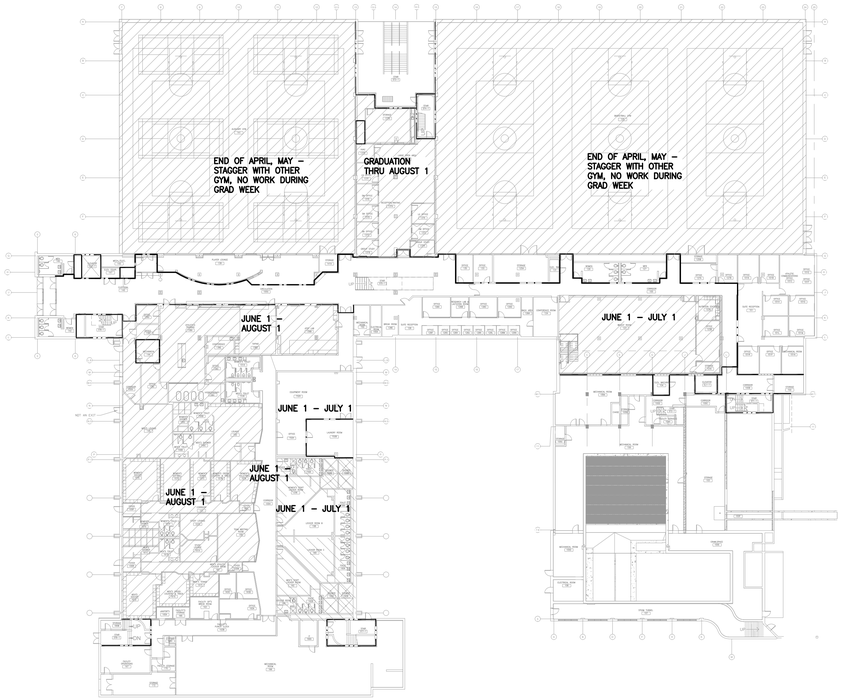


N NORTH 1 PH002 **1ST FLOOR PHASING PLAN NOTES**
SCALE : 1/32" = 1'-0"

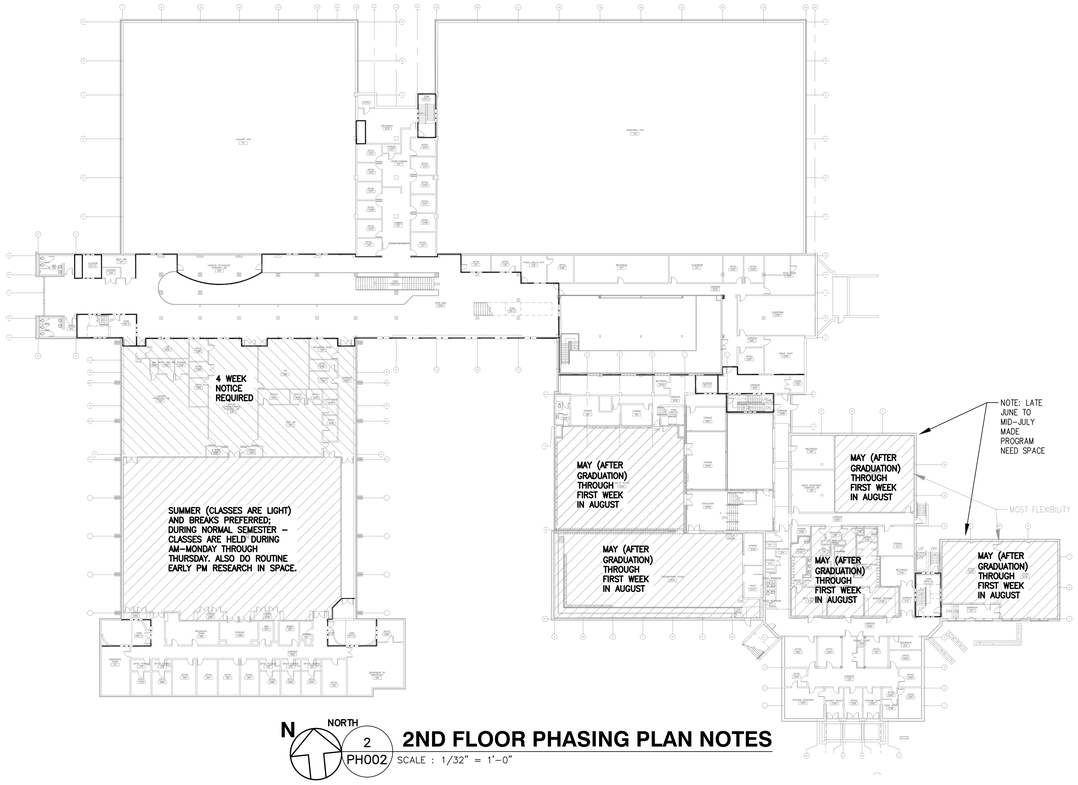


N NORTH 2 PH002 **2ND FLOOR PHASING PLAN NOTES**
SCALE : 1/32" = 1'-0"

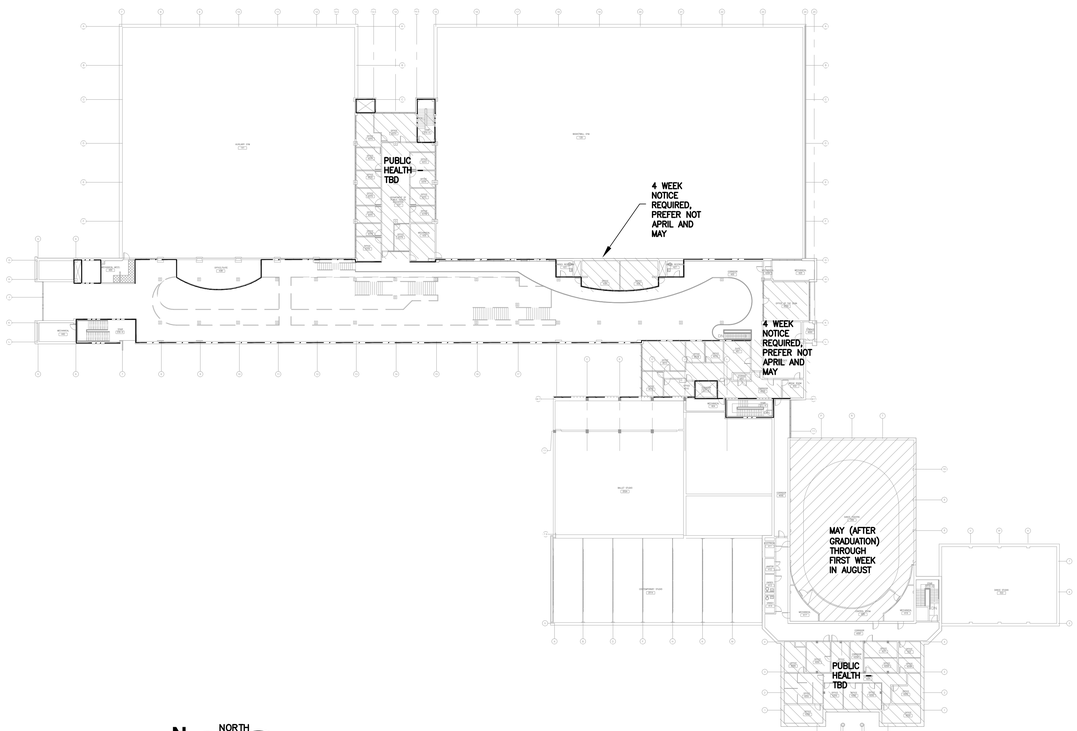


COLEMAN BUILDING

N NORTH 4 PH002 **4TH FLOOR PHASING PLAN NOTES**
SCALE : 1/32" = 1'-0"

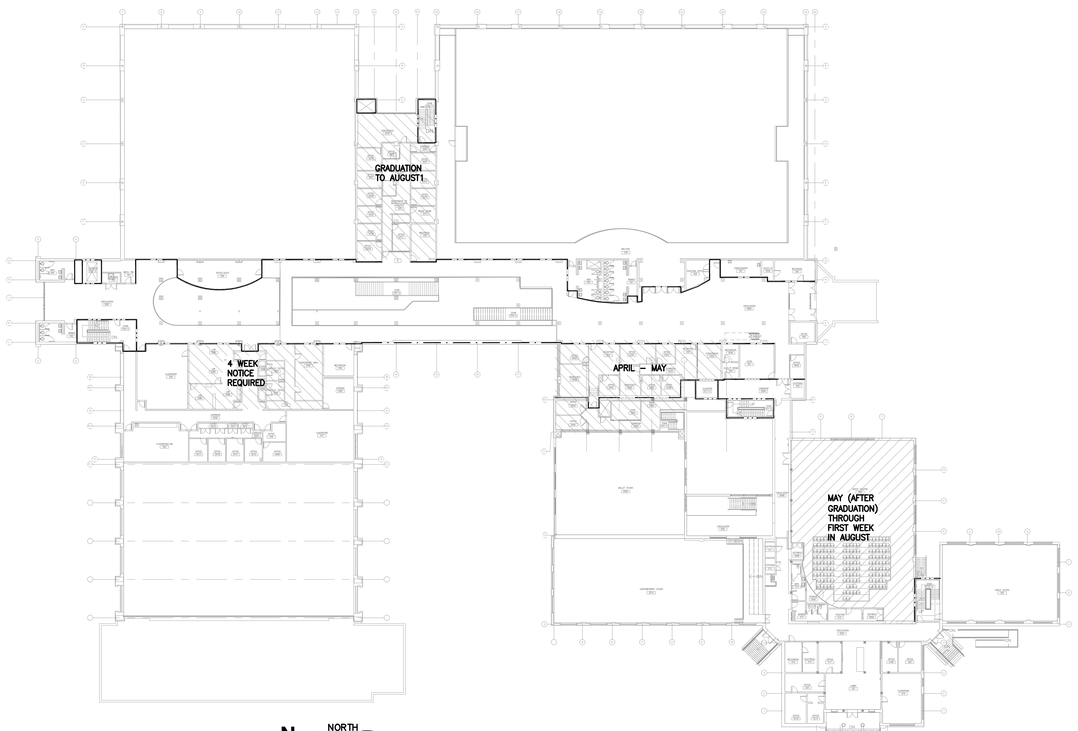


N NORTH 3 PH002 **3RD FLOOR PHASING PLAN NOTES**
SCALE : 1/32" = 1'-0"

| REV. NO. | DESCRIPTION | DATE |
|---|---|---|
| 0 | ISSUED FOR BID | 2023-04-28 |

REVISIONS

NORTH CAROLINA PROFESSIONAL SEAL 027328 ENGINEER ANDREW D. SIGMON 4.25.23

McKIM&CREED
Venture IV Building, Suite 500
1730 Varsity Drive
Raleigh, North Carolina 27606
Phone: (919) 233-8091, Fax: (919) 233-8031
NC License# F-1222
www.mckimcreed.com

UNC GREENSBORO
Find your way here

UNC GREENSBORO - COLEMAN BUILDING
FIRE ALARM UPGRADES
SCO ID NO: 17-18200-01A CODE: 41725 ITEM: 323

PHASING PLANS NOTES

| | |
|---|---|
| PROJ. START DATE: | 2023.04.28 |
| MCE PROJ. # | 07144-0003 |
| DRAWN | SZ |
| DESIGNED | ADS |
| CHECKED | ADS |
| PROJ. MGR. | ADS |

SCALE
HORIZONTAL: N/A
VERTICAL: N/A

PH002
DRAWING NUMBER
REVISION

STATUS: ISSUED FOR BID

S:\07144 UNC GREENSBORO\0003\80-DRAWINGS\86-DESIGN\86E-ELECTRICAL DESIGN\CONSTRUCTION DOCUMENTS\PH002 PHASING PLANS NOTES.DWG 04/25/2023 12:58:17 SOPHIE ZHOU

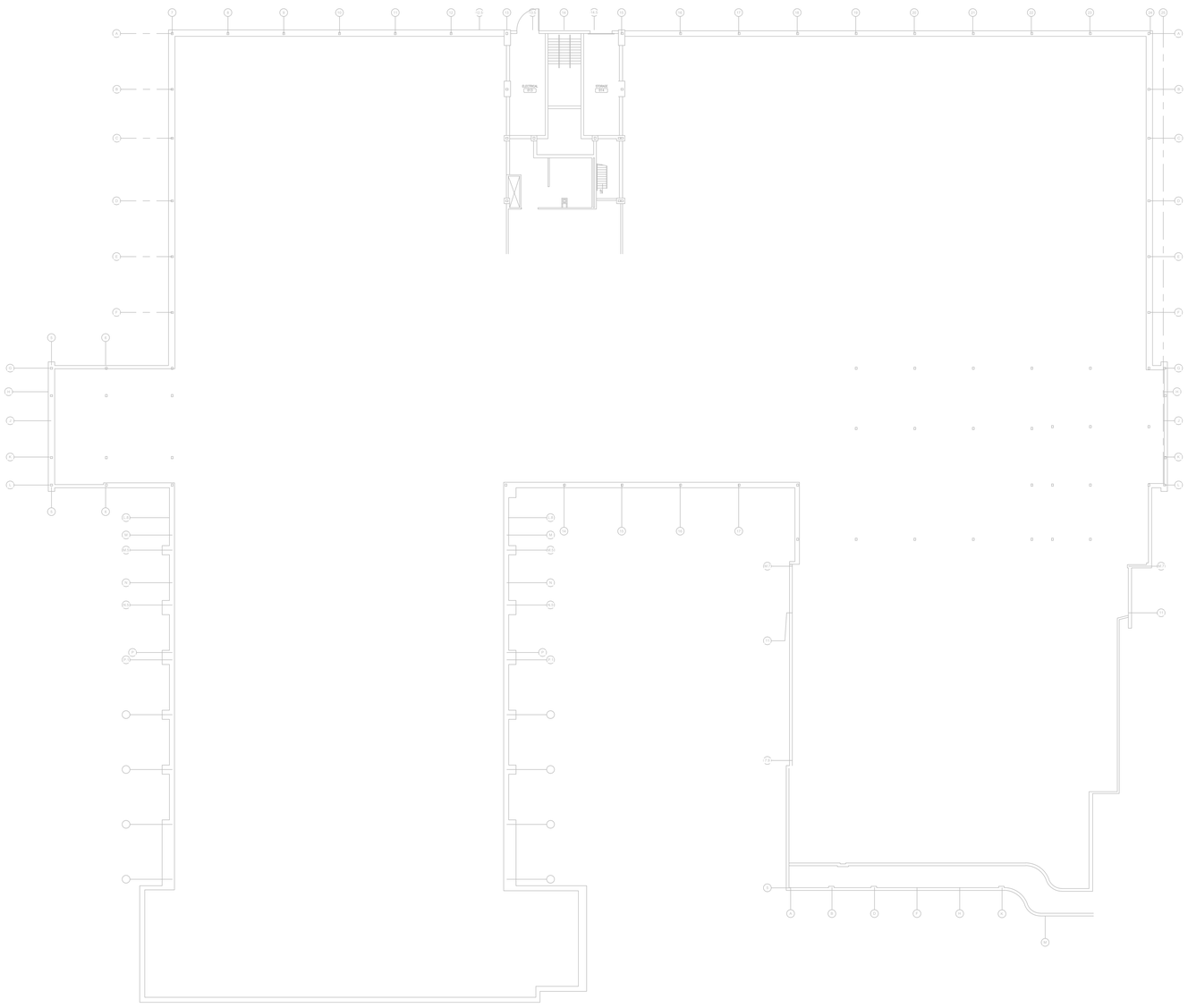


# GROUND FLOOR

SCALE: 1" = 20'

0 20' 40'

## HAZ-MAT NOTES

1. ASBESTOS-CONTAINING MATERIALS (ACM) MAY BE IMPACTED BY THE SCOPE OF WORK. THE CONTRACTOR SHALL REFER TO THE ASBESTOS REMOVAL SPECIFICATIONS (SECTION 02 82 00) WITH REGARD TO REGULATED MATERIAL ABATEMENT. ABATEMENT ACTIVITIES SHALL BE CONDUCTED BY AN APPROPRIATELY ACCREDITED ABATEMENT FIRM UTILIZING ACCREDITED PERSONNEL, AS WARRANTED. ALL REGULATED MATERIAL ABATEMENT WORK SHALL BE CONDUCTED PRIOR TO THE DISTURBANCE OF MATERIALS AND ASSOCIATED SUBSTRATES, MECHANICAL EQUIPMENT, AND/OR SURFACES AS PART OF THE RENOVATION PLAN. THE CONTRACTOR IS RESPONSIBLE FOR VERIFYING QUANTITIES AND LOCATIONS OF ABATEMENT WORK TO BE PERFORMED.
2. THE CONTRACTOR SHALL BE AWARE OF LEAD-IN-CONSTRUCTION REQUIREMENTS (SECTION 02 83 00), PCB RECYCLING AND/OR DISPOSAL REQUIREMENTS (SECTION 02 84 00), AND UNIVERSAL WASTE / OTHER REGULATED MATERIALS REQUIREMENTS (SECTION 02 90 00) AT THE PROJECT SITE. IDENTIFIED NON-ASBESTOS MATERIALS WITH HAZARDOUS CONSTITUENTS SHALL BE APPROPRIATELY HANDLED, REMOVED, AND DISPOSED/RECYCLED IN ACCORDANCE WITH APPLICABLE REGULATIONS.
3. DURING THE COURSE OF THE PROJECT, SHOULD SUSPECT REGULATED MATERIALS BE LOCATED AND/OR IDENTIFIED WHICH HAVE NOT BEEN SAMPLED OR ANALYZED, THE CONTRACTOR SHALL NOTIFY THE OWNER / DESIGNER / ENVIRONMENTAL CONSULTANT FOR CONFIRMATION AND TESTING IF NECESSARY.
4. NUMEROUS COLORS AND PATTERNS OF FLOOR TILE AND CARPETING MATERIALS EXIST WITHIN THE BUILDING, FOR WHICH THEIR ASBESTOS CONTENT MAY NOT BE EASILY VERIFIED. CHANGES TO ROOM NUMBERS AND ROOM LAYOUTS, AND VARIOUS RENOVATIONS AND ASSOCIATED ASBESTOS REMOVAL ACTIVITIES THAT MAY HAVE OCCURRED IN THE BUILDING MAY ALSO CONTRIBUTE TO MISIDENTIFICATION OF ACM MATERIALS WITHIN THE PROJECT RENOVATION BOUNDARIES. IN EFFORTS TO REDUCE ACCIDENTAL DISTURBANCE TO ASBESTOS-CONTAINING FLOOR TILE/MASTIC AND/OR CARPET MASTIC WITHIN THE BUILDING, REQUIRED SPOT REMOVALS FOR FLOOR PENETRATIONS THROUGH ANY FLOOR TILE, FLOOR TILE MASTIC, OR CARPET MASTIC SHALL BE PERFORMED AS AN ASBESTOS REMOVAL PROJECT BY AN APPROPRIATELY ACCREDITED ABATEMENT FIRM UTILIZING ACCREDITED PERSONNEL. THESE MATERIALS ARE NOT VISUALLY REPRESENTED ON THE ASBESTOS ABATEMENT DRAWINGS.
5. UNCG'S ENVIRONMENTAL HEALTH AND SAFETY DEPARTMENT MUST BE NOTIFIED OF INTENDED ABATEMENT ACTIVITIES WITHIN THE COLEMAN BUILDING (CONTACT MR. TIM SLONE TJSLONE@UNCG.EDU, DIRECTOR OF EHS, UNC GREENSBORO).
6. THE CONTRACTOR SHALL BE MADE AWARE OF HISTORIC ASBESTOS REPORTS ASSOCIATED WITH THE COLEMAN BUILDING THAT SHALL BE UTILIZED DURING RENOVATION ACTIVITIES TO AID IN IDENTIFYING LOCATIONS OF KNOWN ASBESTOS-CONTAINING MATERIALS VIA THE PROVIDED TABLES AND ACM LOCATION PLANS IN ORDER TO AVOID ACCIDENTAL DISTURBANCE TO ACM, AND TO PLAN FOR THE APPROPRIATE HANDLING/DISPOSAL OF ACM REQUIRING DISTURBANCE. THESE DOCUMENTS CAN BE FOUND ATTACHED TO SPECIFICATION SECTION 02 82 00.
7. IT IS ANTICIPATED AND EXPECTED THAT THE RENOVATIONS CAN BE ADEQUATELY PERFORMED AVOIDING SEVERAL SPECIFIC KNOWN ASBESTOS-CONTAINING MATERIALS. THESE MATERIALS INCLUDE, BUT MAY NOT BE LIMITED TO: 1'X1' CEILING TILES WITH TWO DIFFERENT SIZE HOLES RANDOM SPACING, TSI 6" DIAMETER PIPE AND PIPE FITTING INSULATION, TSI 12" DIAMETER PIPE INSULATION WITH BLACK PAPER COVER, CHALK BOARDS, MIRROR ADHESIVE, FIRE DOORS, TAN DUCT SEALANT, VARIOUS BASEBOARD AND MASTIC MATERIALS, WALL ADHESIVE (ROOM 166), AND GRAY CORRUGATED CEMENT-LIKE ROOF/CEILING BOARD (ROOMS 201, 300D, AND 304A). IF ANY OF THESE MATERIALS, OR OTHER SUSPECT MATERIALS NOT IDENTIFIED IN THESE NOTES OR THE SPECIFICATIONS SECTION 02 82 00, WILL REQUIRE DISTURBANCE TO COMPLETE RENOVATION ACTIVITIES, THOSE MATERIALS SHALL BE REMOVED/HANDLED/DISPOSED OF BY AN APPROPRIATELY ACCREDITED ABATEMENT FIRM UTILIZING ACCREDITED PERSONNEL. THESE MATERIALS ARE NOT VISUALLY REPRESENTED ON THE ASBESTOS ABATEMENT DRAWINGS.
8. THE EXACT LOCATIONS, EQUIPMENT, AND SURFACES TO BE IMPACTED BY RENOVATION ACTIVITIES ARE CURRENTLY UNKNOWN. THEREFORE, THE SCOPE OF WORK PERTAINING TO SPECIFIC LOCATIONS AND QUANTITIES OF ASBESTOS-CONTAINING MATERIALS REQUIRING REMOVAL TO ACCOMMODATE THE RENOVATIONS IS NOT CURRENTLY AVAILABLE AND SHALL BE VERIFIED DURING THE COURSE OF THE RENOVATION WORK. REGULATED MATERIALS REQUIRING REMOVAL TO ACCOMMODATE RENOVATIONS SHALL BE REMOVED/HANDLED/DISPOSED OF BY AN APPROPRIATELY ACCREDITED ABATEMENT FIRM UTILIZING ACCREDITED PERSONNEL.

## FIRE RATED LEGEND

- 1--HR FIRE BARRIER
- 1--HR FIRE PARTITION
- 2--HR FIRE BARRIER
- 3--HR FIRE BARRIER
- 4--HR FIRE BARRIER

BOARD FOR GLOBAL EHS CREDENTIALING INCORPORATED
CERTIFICATE NO. 10730 CP
EXPIRES 12-1-2025
PITTSBURGH, PENNSYLVANIA, USA
ERNEST GLENN HARGROVE, CIH

E. Glenn Hargrove, CIH, CHMM

CIH #10730, CHMM #17=2757
HAZ. MAT. ABATEMENT
**FROEHLING & ROBERTSON**

| REV.NO. | DESCRIPTION | DATE |
|---|---|---|
| 0 | ISSUE FOR BID | 2023-04-28 |

REVISIONS

McKIM&CREED
Venture IV Building, Suite 500
1730 Varsity Drive
Raleigh, North Carolina 27606
Phone: (919) 233-8091, Fax: (919) 233-8031
NC License# F-1222
www.mckimcreed.com

UNC GREENSBORO
Find your way here

UNC GREENSBORO - COLEMAN BUILDING
FIRE ALARM UPGRADES
SCO ID NO: 17-18200-01A CODE: 41725 ITEM: 323

HAZARDOUS MATERIALS ABATEMENT
DRAWINGS

| | |
|---|---|
| PROJ. START DATE: | 2023.04.28 |
| MCE PROJ. # | 07144-0003 |
| DRAWN | SZ |
| DESIGNED | ADS |
| CHECKED | ADS |
| PROJ. MGR. | ADS |

SCALE
HORIZONTAL:
VERTICAL:

HA101
DRAWING NUMBER
REVISION

STATUS:
ISSUED FOR BID

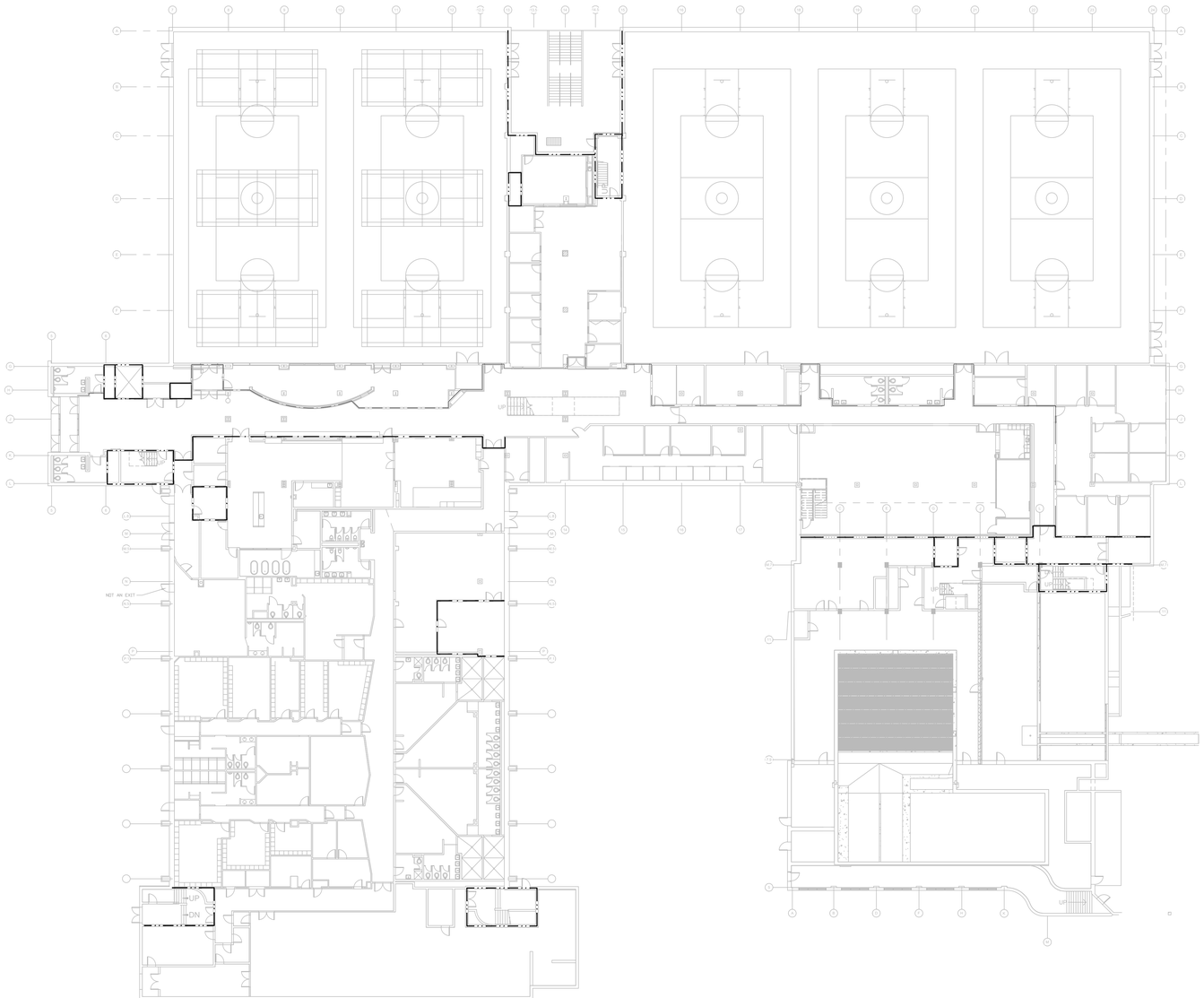


# FIRST FLOOR

SCALE: 1" = 20'

0 20' 40'

## HAZ-MAT NOTES

1. ASBESTOS-CONTAINING MATERIALS (ACM) MAY BE IMPACTED BY THE SCOPE OF WORK. THE CONTRACTOR SHALL REFER TO THE ASBESTOS REMOVAL SPECIFICATIONS (SECTION 02 82 00) WITH REGARD TO REGULATED MATERIAL ABATEMENT. ABATEMENT ACTIVITIES SHALL BE CONDUCTED BY AN APPROPRIATELY ACCREDITED ABATEMENT FIRM UTILIZING ACCREDITED PERSONNEL, AS WARRANTED. ALL REGULATED MATERIAL ABATEMENT WORK SHALL BE CONDUCTED PRIOR TO THE DISTURBANCE OF MATERIALS AND ASSOCIATED SUBSTRATES, MECHANICAL EQUIPMENT, AND/OR SURFACES AS PART OF THE RENOVATION PLAN. THE CONTRACTOR IS RESPONSIBLE FOR VERIFYING QUANTITIES AND LOCATIONS OF ABATEMENT WORK TO BE PERFORMED.
2. THE CONTRACTOR SHALL BE AWARE OF LEAD-IN-CONSTRUCTION REQUIREMENTS (SECTION 02 83 00), PCB RECYCLING AND/OR DISPOSAL REQUIREMENTS (SECTION 02 84 00), AND UNIVERSAL WASTE / OTHER REGULATED MATERIALS REQUIREMENTS (SECTION 02 90 00) AT THE PROJECT SITE. IDENTIFIED NON-ASBESTOS MATERIALS WITH HAZARDOUS CONSTITUENTS SHALL BE APPROPRIATELY HANDLED, REMOVED, AND DISPOSED/RECYCLED IN ACCORDANCE WITH APPLICABLE REGULATIONS.
3. DURING THE COURSE OF THE PROJECT, SHOULD SUSPECT REGULATED MATERIALS BE LOCATED AND/OR IDENTIFIED WHICH HAVE NOT BEEN SAMPLED OR ANALYZED, THE CONTRACTOR SHALL NOTIFY THE OWNER / DESIGNER / ENVIRONMENTAL CONSULTANT FOR CONFIRMATION AND TESTING IF NECESSARY.
4. NUMEROUS COLORS AND PATTERNS OF FLOOR TILE AND CARPETING MATERIALS EXIST WITHIN THE BUILDING, FOR WHICH THEIR ASBESTOS CONTENT MAY NOT BE EASILY VERIFIED. CHANGES TO ROOM NUMBERS AND ROOM LAYOUTS, AND VARIOUS RENOVATIONS AND ASSOCIATED ASBESTOS REMOVAL ACTIVITIES THAT MAY HAVE OCCURRED IN THE BUILDING MAY ALSO CONTRIBUTE TO MISIDENTIFICATION OF ACM MATERIALS WITHIN THE PROJECT RENOVATION BOUNDARIES. IN EFFORTS TO REDUCE ACCIDENTAL DISTURBANCE TO ASBESTOS-CONTAINING FLOOR TILE/MASTIC AND/OR CARPET MASTIC WITHIN THE BUILDING, REQUIRED SPOT REMOVALS FOR FLOOR PENETRATIONS THROUGH ANY FLOOR TILE, FLOOR TILE MASTIC, OR CARPET MASTIC SHALL BE PERFORMED AS AN ASBESTOS REMOVAL PROJECT BY AN APPROPRIATELY ACCREDITED ABATEMENT FIRM UTILIZING ACCREDITED PERSONNEL. THESE MATERIALS ARE NOT VISUALLY REPRESENTED ON THE ASBESTOS ABATEMENT DRAWINGS.
5. UNCG'S ENVIRONMENTAL HEALTH AND SAFETY DEPARTMENT MUST BE NOTIFIED OF INTENDED ABATEMENT ACTIVITIES WITHIN THE COLEMAN BUILDING (CONTACT MR. TIM SLONE TJSLONE@UNCG.EDU, DIRECTOR OF EHS, UNC GREENSBORO).
6. THE CONTRACTOR SHALL BE MADE AWARE OF HISTORIC ASBESTOS REPORTS ASSOCIATED WITH THE COLEMAN BUILDING THAT SHALL BE UTILIZED DURING RENOVATION ACTIVITIES TO AID IN IDENTIFYING LOCATIONS OF KNOWN ASBESTOS-CONTAINING MATERIALS VIA THE PROVIDED TABLES AND ACM LOCATION PLANS IN ORDER TO AVOID ACCIDENTAL DISTURBANCE TO ACM, AND TO PLAN FOR THE APPROPRIATE HANDLING/DISPOSAL OF ACM REQUIRING DISTURBANCE. THESE DOCUMENTS CAN BE FOUND ATTACHED TO SPECIFICATION SECTION 02 82 00.
7. IT IS ANTICIPATED AND EXPECTED THAT THE RENOVATIONS CAN BE ADEQUATELY PERFORMED AVOIDING SEVERAL SPECIFIC KNOWN ASBESTOS-CONTAINING MATERIALS. THESE MATERIALS INCLUDE, BUT MAY NOT BE LIMITED TO: 1'X1' CEILING TILES WITH TWO DIFFERENT SIZE HOLES RANDOM SPACING, TSI 6" DIAMETER PIPE AND PIPE FITTING INSULATION, TSI 12" DIAMETER PIPE INSULATION WITH BLACK PAPER COVER, CHALK BOARDS, MIRROR ADHESIVE, FIRE DOORS, TAN DUCT SEALANT, VARIOUS BASEBOARD AND MASTIC MATERIALS, WALL ADHESIVE (ROOM 166), AND GRAY CORRUGATED CEMENT-LIKE ROOF/CEILING BOARD (ROOMS 201, 300D, AND 304A). IF ANY OF THESE MATERIALS, OR OTHER SUSPECT MATERIALS NOT IDENTIFIED IN THESE NOTES OR THE SPECIFICATIONS SECTION 02 82 00, WILL REQUIRE DISTURBANCE TO COMPLETE RENOVATION ACTIVITIES, THOSE MATERIALS SHALL BE REMOVED/HANDLED/DISPOSED OF BY AN APPROPRIATELY ACCREDITED ABATEMENT FIRM UTILIZING ACCREDITED PERSONNEL. THESE MATERIALS ARE NOT VISUALLY REPRESENTED ON THE ASBESTOS ABATEMENT DRAWINGS.
8. THE EXACT LOCATIONS, EQUIPMENT, AND SURFACES TO BE IMPACTED BY RENOVATION ACTIVITIES ARE CURRENTLY UNKNOWN. THEREFORE, THE SCOPE OF WORK PERTAINING TO SPECIFIC LOCATIONS AND QUANTITIES OF ASBESTOS-CONTAINING MATERIALS REQUIRING REMOVAL TO ACCOMMODATE THE RENOVATIONS IS NOT CURRENTLY AVAILABLE AND SHALL BE VERIFIED DURING THE COURSE OF THE RENOVATION WORK. REGULATED MATERIALS REQUIRING REMOVAL TO ACCOMMODATE RENOVATIONS SHALL BE REMOVED/HANDLED/DISPOSED OF BY AN APPROPRIATELY ACCREDITED ABATEMENT FIRM UTILIZING ACCREDITED PERSONNEL.

## FIRE RATED LEGEND

- 1-HR FIRE BARRIER
- 1-HR FIRE PARTITION
- 2-HR FIRE BARRIER
- 3-HR FIRE BARRIER
- 4-HR FIRE BARRIER

BOARD FOR GLOBAL EHS CREDENTIALING INCORPORATED
CERTIFICATE NO. 10730 CP
EXPIRES 12-1-2025
PENNSYLVANIA, USA
ERNEST GLENN HARGROVE, CIH

E. Glenn Hargrove, CIH, CHMM

CIH #10730, CHMM #17=2757
HAZ. MAT. ABATEMENT
**FROEHLING & ROBERTSON**

| REV.NO. | DESCRIPTION | DATE |
|---|---|---|
| 0 | ISSUE FOR BID | 2023-04-28 |

REVISIONS

McKIM&CREED
Venture IV Building, Suite 500
1730 Varsity Drive
Raleigh, North Carolina 27606
Phone: (919) 233-8091, Fax: (919) 233-8031
NC License# F-1222
www.mckimcreed.com

UNC GREENSBORO
Find your way here

UNC GREENSBORO - COLEMAN BUILDING
FIRE ALARM UPGRADES

SCO ID NO: 17-18200-01A CODE: 41725 ITEM: 323

HAZARDOUS MATERIALS ABATEMENT
DRAWINGS

| | |
|---|---|
| PROJ. START DATE: | 2023.04.28 |
| MCE PROJ. # | 07144-0003 |
| DRAWN | SZ |
| DESIGNED | ADS |
| CHECKED | ADS |
| PROJ. MGR. | ADS |

SCALE
HORIZONTAL:
VERTICAL:

HA101
DRAWING NUMBER
REVISION

STATUS:
ISSUED FOR BID

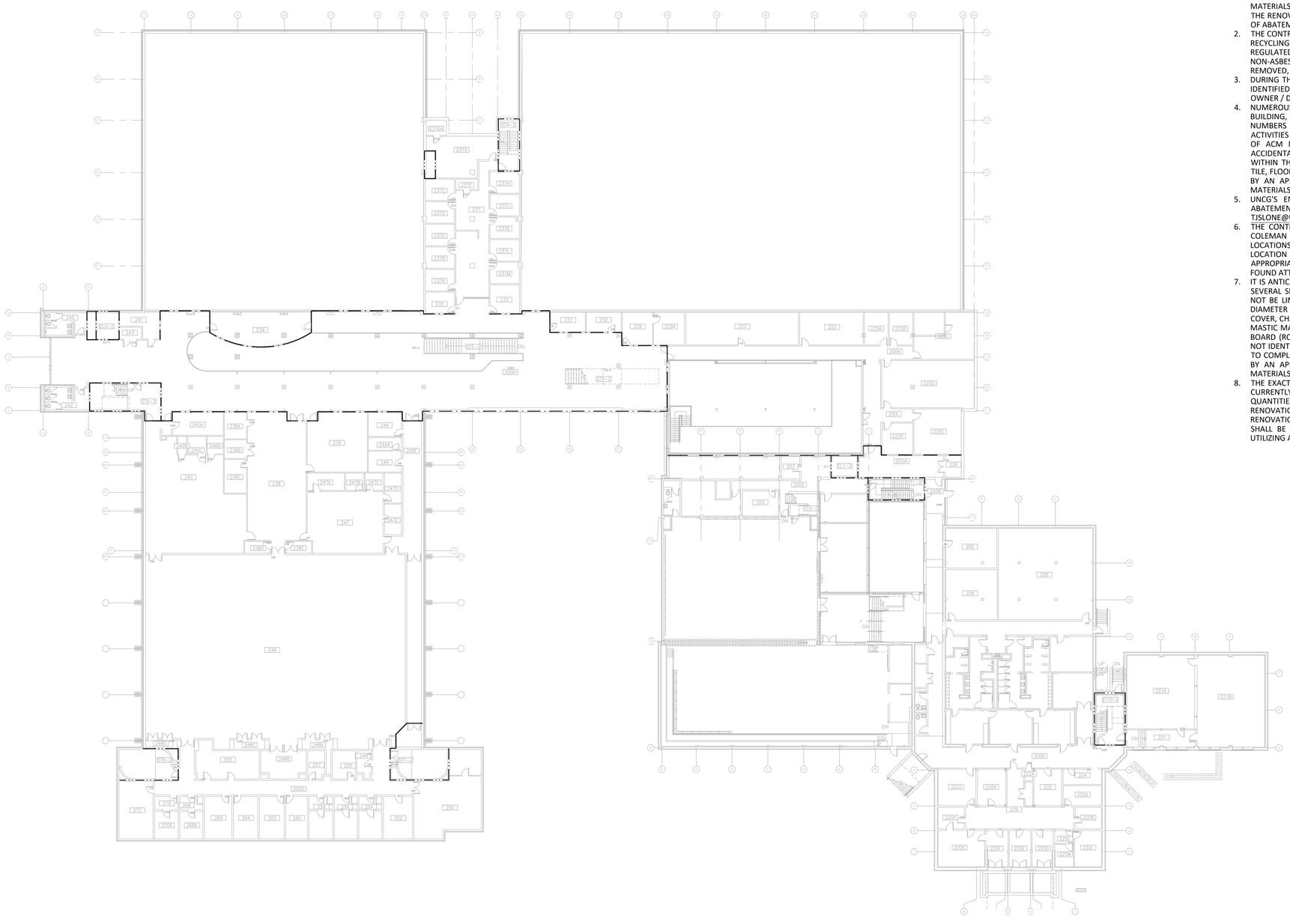

# SECOND FLOOR

SCALE: 1" = 20'

0 20' 40'

## HAZ-MAT NOTES

1. ASBESTOS-CONTAINING MATERIALS (ACM) MAY BE IMPACTED BY THE SCOPE OF WORK. THE CONTRACTOR SHALL REFER TO THE ASBESTOS REMOVAL SPECIFICATIONS (SECTION 02 82 00) WITH REGARD TO REGULATED MATERIAL ABATEMENT. ABATEMENT ACTIVITIES SHALL BE CONDUCTED BY AN APPROPRIATELY ACCREDITED ABATEMENT FIRM UTILIZING ACCREDITED PERSONNEL, AS WARRANTED. ALL REGULATED MATERIAL ABATEMENT WORK SHALL BE CONDUCTED PRIOR TO THE DISTURBANCE OF MATERIALS AND ASSOCIATED SUBSTRATES, MECHANICAL EQUIPMENT, AND/OR SURFACES AS PART OF THE RENOVATION PLAN. THE CONTRACTOR IS RESPONSIBLE FOR VERIFYING QUANTITIES AND LOCATIONS OF ABATEMENT WORK TO BE PERFORMED.
2. THE CONTRACTOR SHALL BE AWARE OF LEAD-IN-CONSTRUCTION REQUIREMENTS (SECTION 02 83 00), PCB RECYCLING AND/OR DISPOSAL REQUIREMENTS (SECTION 02 84 00), AND UNIVERSAL WASTE / OTHER REGULATED MATERIALS REQUIREMENTS (SECTION 02 90 00) AT THE PROJECT SITE. IDENTIFIED NON-ASBESTOS MATERIALS WITH HAZARDOUS CONSTITUENTS SHALL BE APPROPRIATELY HANDLED, REMOVED, AND DISPOSED/RECYCLED IN ACCORDANCE WITH APPLICABLE REGULATIONS.
3. DURING THE COURSE OF THE PROJECT, SHOULD SUSPECT REGULATED MATERIALS BE LOCATED AND/OR IDENTIFIED WHICH HAVE NOT BEEN SAMPLED OR ANALYZED, THE CONTRACTOR SHALL NOTIFY THE OWNER / DESIGNER / ENVIRONMENTAL CONSULTANT FOR CONFIRMATION AND TESTING IF NECESSARY.
4. NUMEROUS COLORS AND PATTERNS OF FLOOR TILE AND CARPETING MATERIALS EXIST WITHIN THE BUILDING, FOR WHICH THEIR ASBESTOS CONTENT MAY NOT BE EASILY VERIFIED. CHANGES TO ROOM NUMBERS AND ROOM LAYOUTS, AND VARIOUS RENOVATIONS AND ASSOCIATED ASBESTOS REMOVAL ACTIVITIES THAT MAY HAVE OCCURRED IN THE BUILDING MAY ALSO CONTRIBUTE TO MISIDENTIFICATION OF ACM MATERIALS WITHIN THE PROJECT RENOVATION BOUNDARIES. IN EFFORTS TO REDUCE ACCIDENTAL DISTURBANCE TO ASBESTOS-CONTAINING FLOOR TILE/MASTIC AND/OR CARPET MASTIC WITHIN THE BUILDING, REQUIRED SPOT REMOVALS FOR FLOOR PENETRATIONS THROUGH ANY FLOOR TILE, FLOOR TILE MASTIC, OR CARPET MASTIC SHALL BE PERFORMED AS AN ASBESTOS REMOVAL PROJECT BY AN APPROPRIATELY ACCREDITED ABATEMENT FIRM UTILIZING ACCREDITED PERSONNEL. THESE MATERIALS ARE NOT VISUALLY REPRESENTED ON THE ASBESTOS ABATEMENT DRAWINGS.
5. UNCG'S ENVIRONMENTAL HEALTH AND SAFETY DEPARTMENT MUST BE NOTIFIED OF INTENDED ABATEMENT ACTIVITIES WITHIN THE COLEMAN BUILDING (CONTACT MR. TIM SLONE TJSLONE@UNCG.EDU, DIRECTOR OF EHS, UNC GREENSBORO).
6. THE CONTRACTOR SHALL BE MADE AWARE OF HISTORIC ASBESTOS REPORTS ASSOCIATED WITH THE COLEMAN BUILDING THAT SHALL BE UTILIZED DURING RENOVATION ACTIVITIES TO AID IN IDENTIFYING LOCATIONS OF KNOWN ASBESTOS-CONTAINING MATERIALS VIA THE PROVIDED TABLES AND ACM LOCATION PLANS IN ORDER TO AVOID ACCIDENTAL DISTURBANCE TO ACM, AND TO PLAN FOR THE APPROPRIATE HANDLING/DISPOSAL OF ACM REQUIRING DISTURBANCE. THESE DOCUMENTS CAN BE FOUND ATTACHED TO SPECIFICATION SECTION 02 82 00.
7. IT IS ANTICIPATED AND EXPECTED THAT THE RENOVATIONS CAN BE ADEQUATELY PERFORMED AVOIDING SEVERAL SPECIFIC KNOWN ASBESTOS-CONTAINING MATERIALS. THESE MATERIALS INCLUDE, BUT MAY NOT BE LIMITED TO: 1'X1' CEILING TILES WITH TWO DIFFERENT SIZE HOLES RANDOM SPACING, TSI 6" DIAMETER PIPE AND PIPE FITTING INSULATION, TSI 12" DIAMETER PIPE INSULATION WITH BLACK PAPER COVER, CHALK BOARDS, MIRROR ADHESIVE, FIRE DOORS, TAN DUCT SEALANT, VARIOUS BASEBOARD AND MASTIC MATERIALS, WALL ADHESIVE (ROOM 166), AND GRAY CORRUGATED CEMENT-LIKE ROOF/CEILING BOARD (ROOMS 201, 300D, AND 304A). IF ANY OF THESE MATERIALS, OR OTHER SUSPECT MATERIALS NOT IDENTIFIED IN THESE NOTES OR THE SPECIFICATIONS SECTION 02 82 00, WILL REQUIRE DISTURBANCE TO COMPLETE RENOVATION ACTIVITIES, THOSE MATERIALS SHALL BE REMOVED/HANDLED/DISPOSED OF BY AN APPROPRIATELY ACCREDITED ABATEMENT FIRM UTILIZING ACCREDITED PERSONNEL. THESE MATERIALS ARE NOT VISUALLY REPRESENTED ON THE ASBESTOS ABATEMENT DRAWINGS.
8. THE EXACT LOCATIONS, EQUIPMENT, AND SURFACES TO BE IMPACTED BY RENOVATION ACTIVITIES ARE CURRENTLY UNKNOWN. THEREFORE, THE SCOPE OF WORK PERTAINING TO SPECIFIC LOCATIONS AND QUANTITIES OF ASBESTOS-CONTAINING MATERIALS REQUIRING REMOVAL TO ACCOMMODATE THE RENOVATIONS IS NOT CURRENTLY AVAILABLE AND SHALL BE VERIFIED DURING THE COURSE OF THE RENOVATION WORK. REGULATED MATERIALS REQUIRING REMOVAL TO ACCOMMODATE RENOVATIONS SHALL BE REMOVED/HANDLED/DISPOSED OF BY AN APPROPRIATELY ACCREDITED ABATEMENT FIRM UTILIZING ACCREDITED PERSONNEL.

## FIRE RATED LEGEND

- 1-HR FIRE BARRIER
- 1-HR FIRE PARTITION
- 2-HR FIRE BARRIER
- 3-HR FIRE BARRIER
- 4-HR FIRE BARRIER

BOARD FOR GLOBAL EHS CREDENTIALING INCORPORATED
CERTIFICATE NO. 10730 CP
EXPIRES 12-1-2025
PENNSYLVANIA, USA
ERNEST GLENN HARGROVE, CIH

E. Glenn Hargrove, CIH, CHMM

CIH #10730, CHMM #17=2757
HAZ. MAT. ABATEMENT
**FROEHLING & ROBERTSON**

| REV. NO. | DESCRIPTION | DATE |
|---|---|---|
| 0 | ISSUE FOR BID | 2023-04-28 |

REVISIONS

McKIM&CREED
Venture IV Building, Suite 500
1730 Varsity Drive
Raleigh, North Carolina 27606
Phone: (919) 233-8091, Fax: (919) 233-8031
NC License# F-1222
www.mckimcreed.com

UNC GREENSBORO
Find your way here

UNC GREENSBORO - COLEMAN BUILDING
FIRE ALARM UPGRADES

SCO ID NO: 17-18200-01A CODE: 41725 ITEM: 323

HAZARDOUS MATERIALS ABATEMENT
DRAWINGS

| | |
|---|---|
| PROJ. START DATE: | 2023.04.28 |
| MCE PROJ. # | 07144-0003 |
| DRAWN | SZ |
| DESIGNED | ADS |
| CHECKED | ADS |
| PROJ. MGR. | ADS |

SCALE
HORIZONTAL:
VERTICAL:

HA102
DRAWING NUMBER
REVISION

STATUS:
ISSUED FOR BID

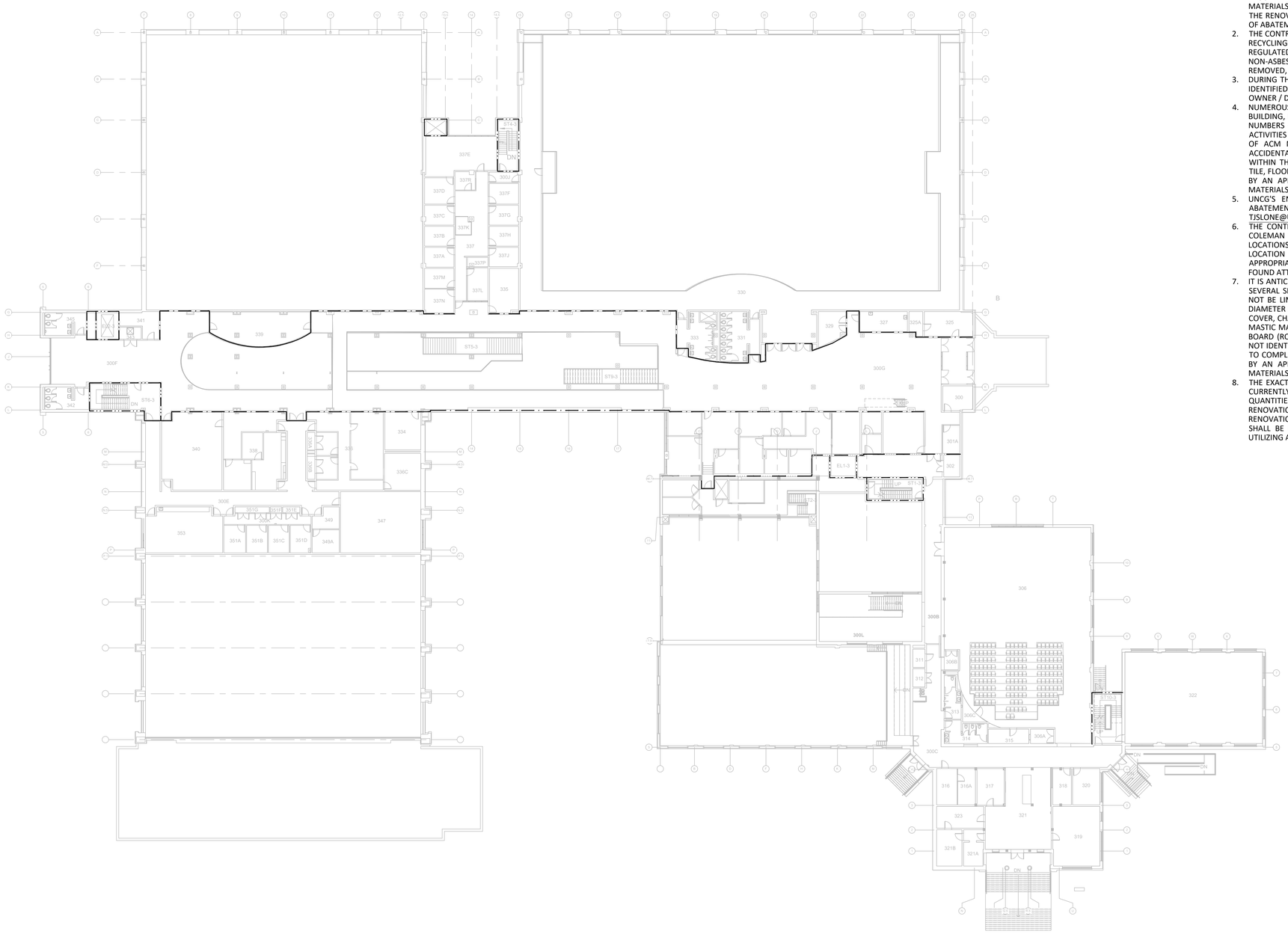

# THIRD FLOOR

SCALE: 1" = 20'

0 20' 40'

## HAZ-MAT NOTES

1. ASBESTOS-CONTAINING MATERIALS (ACM) MAY BE IMPACTED BY THE SCOPE OF WORK. THE CONTRACTOR SHALL REFER TO THE ASBESTOS REMOVAL SPECIFICATIONS (SECTION 02 82 00) WITH REGARD TO REGULATED MATERIAL ABATEMENT. ABATEMENT ACTIVITIES SHALL BE CONDUCTED BY AN APPROPRIATELY ACCREDITED ABATEMENT FIRM UTILIZING ACCREDITED PERSONNEL, AS WARRANTED. ALL REGULATED MATERIAL ABATEMENT WORK SHALL BE CONDUCTED PRIOR TO THE DISTURBANCE OF MATERIALS AND ASSOCIATED SUBSTRATES, MECHANICAL EQUIPMENT, AND/OR SURFACES AS PART OF THE RENOVATION PLAN. THE CONTRACTOR IS RESPONSIBLE FOR VERIFYING QUANTITIES AND LOCATIONS OF ABATEMENT WORK TO BE PERFORMED.
2. THE CONTRACTOR SHALL BE AWARE OF LEAD-IN-CONSTRUCTION REQUIREMENTS (SECTION 02 83 00), PCB RECYCLING AND/OR DISPOSAL REQUIREMENTS (SECTION 02 84 00), AND UNIVERSAL WASTE / OTHER REGULATED MATERIALS REQUIREMENTS (SECTION 02 90 00) AT THE PROJECT SITE. IDENTIFIED NON-ASBESTOS MATERIALS WITH HAZARDOUS CONSTITUENTS SHALL BE APPROPRIATELY HANDLED, REMOVED, AND DISPOSED/RECYCLED IN ACCORDANCE WITH APPLICABLE REGULATIONS.
3. DURING THE COURSE OF THE PROJECT, SHOULD SUSPECT REGULATED MATERIALS BE LOCATED AND/OR IDENTIFIED WHICH HAVE NOT BEEN SAMPLED OR ANALYZED, THE CONTRACTOR SHALL NOTIFY THE OWNER / DESIGNER / ENVIRONMENTAL CONSULTANT FOR CONFIRMATION AND TESTING IF NECESSARY.
4. NUMEROUS COLORS AND PATTERNS OF FLOOR TILE AND CARPETING MATERIALS EXIST WITHIN THE BUILDING, FOR WHICH THEIR ASBESTOS CONTENT MAY NOT BE EASILY VERIFIED. CHANGES TO ROOM NUMBERS AND ROOM LAYOUTS, AND VARIOUS RENOVATIONS AND ASSOCIATED ASBESTOS REMOVAL ACTIVITIES THAT MAY HAVE OCCURRED IN THE BUILDING MAY ALSO CONTRIBUTE TO MISIDENTIFICATION OF ACM MATERIALS WITHIN THE PROJECT RENOVATION BOUNDARIES. IN EFFORTS TO REDUCE ACCIDENTAL DISTURBANCE TO ASBESTOS-CONTAINING FLOOR TILE/MASTIC AND/OR CARPET MASTIC WITHIN THE BUILDING, REQUIRED SPOT REMOVALS FOR FLOOR PENETRATIONS THROUGH ANY FLOOR TILE, FLOOR TILE MASTIC, OR CARPET MASTIC SHALL BE PERFORMED AS AN ASBESTOS REMOVAL PROJECT BY AN APPROPRIATELY ACCREDITED ABATEMENT FIRM UTILIZING ACCREDITED PERSONNEL. THESE MATERIALS ARE NOT VISUALLY REPRESENTED ON THE ASBESTOS ABATEMENT DRAWINGS.
5. UNCG'S ENVIRONMENTAL HEALTH AND SAFETY DEPARTMENT MUST BE NOTIFIED OF INTENDED ABATEMENT ACTIVITIES WITHIN THE COLEMAN BUILDING (CONTACT MR. TIM SLONE TJSLONE@UNCG.EDU, DIRECTOR OF EHS, UNC GREENSBORO).
6. THE CONTRACTOR SHALL BE MADE AWARE OF HISTORIC ASBESTOS REPORTS ASSOCIATED WITH THE COLEMAN BUILDING THAT SHALL BE UTILIZED DURING RENOVATION ACTIVITIES TO AID IN IDENTIFYING LOCATIONS OF KNOWN ASBESTOS-CONTAINING MATERIALS VIA THE PROVIDED TABLES AND ACM LOCATION PLANS IN ORDER TO AVOID ACCIDENTAL DISTURBANCE TO ACM, AND TO PLAN FOR THE APPROPRIATE HANDLING/DISPOSAL OF ACM REQUIRING DISTURBANCE. THESE DOCUMENTS CAN BE FOUND ATTACHED TO SPECIFICATION SECTION 02 82 00.
7. IT IS ANTICIPATED AND EXPECTED THAT THE RENOVATIONS CAN BE ADEQUATELY PERFORMED AVOIDING SEVERAL SPECIFIC KNOWN ASBESTOS-CONTAINING MATERIALS. THESE MATERIALS INCLUDE, BUT MAY NOT BE LIMITED TO: 1'X1' CEILING TILES WITH TWO DIFFERENT SIZE HOLES RANDOM SPACING, TSI 6" DIAMETER PIPE AND PIPE FITTING INSULATION, TSI 12" DIAMETER PIPE INSULATION WITH BLACK PAPER COVER, CHALK BOARDS, MIRROR ADHESIVE, FIRE DOORS, TAN DUCT SEALANT, VARIOUS BASEBOARD AND MASTIC MATERIALS, WALL ADHESIVE (ROOM 166), AND GRAY CORRUGATED CEMENT-LIKE ROOF/CEILING BOARD (ROOMS 201, 300D, AND 304A). IF ANY OF THESE MATERIALS, OR OTHER SUSPECT MATERIALS NOT IDENTIFIED IN THESE NOTES OR THE SPECIFICATIONS SECTION 02 82 00, WILL REQUIRE DISTURBANCE TO COMPLETE RENOVATION ACTIVITIES, THOSE MATERIALS SHALL BE REMOVED/HANDLED/DISPOSED OF BY AN APPROPRIATELY ACCREDITED ABATEMENT FIRM UTILIZING ACCREDITED PERSONNEL. THESE MATERIALS ARE NOT VISUALLY REPRESENTED ON THE ASBESTOS ABATEMENT DRAWINGS.
8. THE EXACT LOCATIONS, EQUIPMENT, AND SURFACES TO BE IMPACTED BY RENOVATION ACTIVITIES ARE CURRENTLY UNKNOWN. THEREFORE, THE SCOPE OF WORK PERTAINING TO SPECIFIC LOCATIONS AND QUANTITIES OF ASBESTOS-CONTAINING MATERIALS REQUIRING REMOVAL TO ACCOMMODATE THE RENOVATIONS IS NOT CURRENTLY AVAILABLE AND SHALL BE VERIFIED DURING THE COURSE OF THE RENOVATION WORK. REGULATED MATERIALS REQUIRING REMOVAL TO ACCOMMODATE RENOVATIONS SHALL BE REMOVED/HANDLED/DISPOSED OF BY AN APPROPRIATELY ACCREDITED ABATEMENT FIRM UTILIZING ACCREDITED PERSONNEL.

## FIRE RATED LEGEND

- 1--HR FIRE BARRIER
- 1--HR FIRE PARTITION
- 2--HR FIRE BARRIER
- 3--HR FIRE BARRIER
- 4--HR FIRE BARRIER

BOARD FOR GLOBAL EHS CREDENTIALING INCORPORATED
CERTIFICATE NO. 10730 CP
EXPIRES 12-1-2025
PITTSBURGH, PENNSYLVANIA, USA
ERNEST GLENN HARGROVE, CIH

E. Glenn Hargrove, CIH, CHMM

CIH #10730, CHMM #17=2757
HAZ. MAT. ABATEMENT
**FROEHLING & ROBERTSON**

| REV.NO. | DESCRIPTION | DATE |
|---|---|---|
| 0 | ISSUE FOR BID | 2023-04-28 |

REVISIONS

McKIM&CREED
Venture IV Building, Suite 500
1730 Varsity Drive
Raleigh, North Carolina 27606
Phone: (919) 233-8091, Fax: (919) 233-8031
NC License# F-1222
www.mckimcreed.com

UNC GREENSBORO
Find your way here

UNC GREENSBORO - COLEMAN BUILDING
FIRE ALARM UPGRADES
SCO ID NO: 17-18200-01A CODE: 41725 ITEM: 323

HAZARDOUS MATERIALS ABATEMENT
DRAWINGS

| | |
|---|---|
| PROJ. START DATE: | 2023.04.28 |
| MCE PROJ. # | 07144-0003 |
| DRAWN | SZ |
| DESIGNED | ADS |
| CHECKED | ADS |
| PROJ. MGR. | ADS |

SCALE
HORIZONTAL:
VERTICAL:

HA103
DRAWING NUMBER
REVISION

STATUS:
ISSUED FOR BID

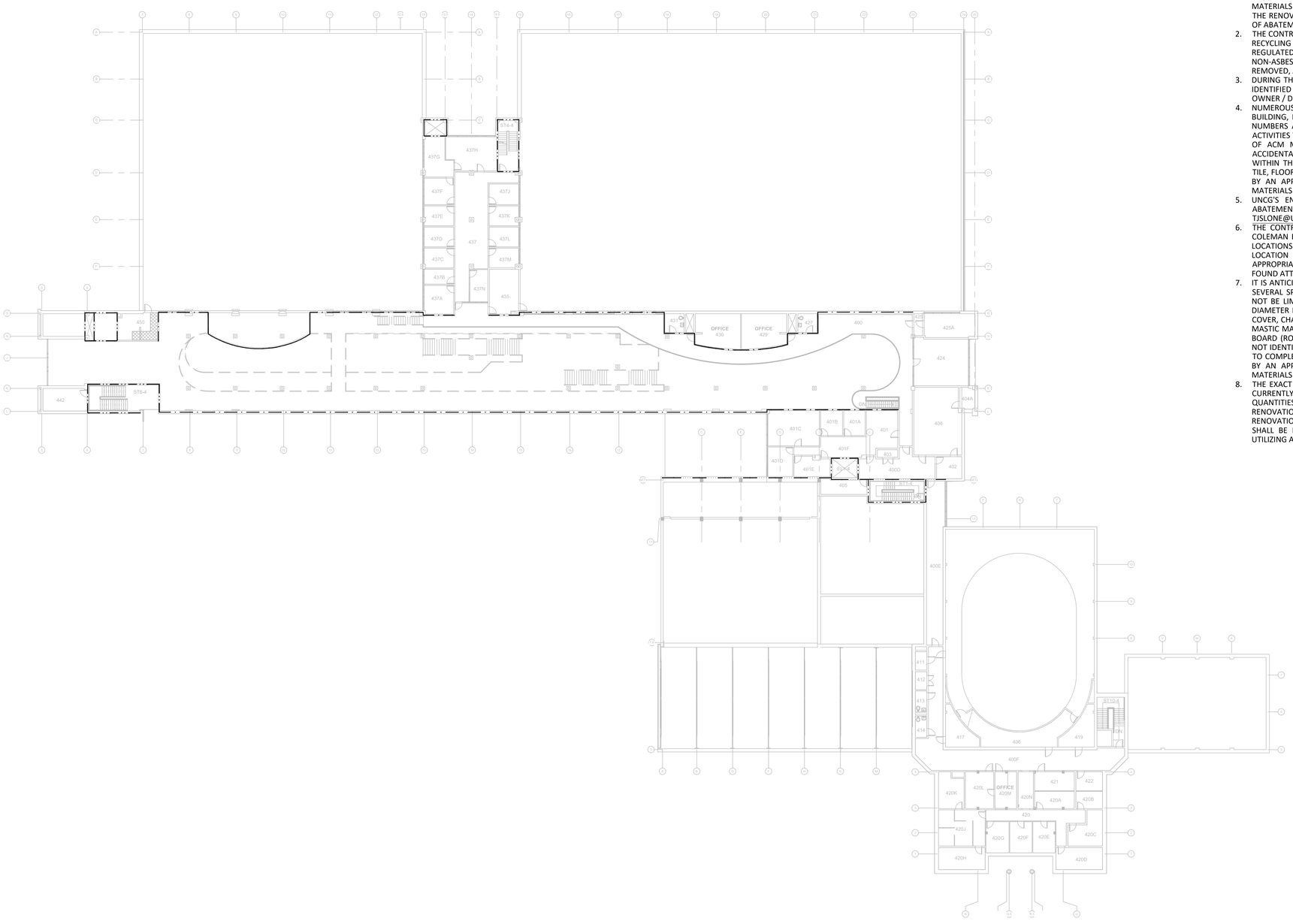


# FORTH FLOOR

SCALE: 1" = 20'

0 20' 40'

## HAZ-MAT NOTES

1. ASBESTOS-CONTAINING MATERIALS (ACM) MAY BE IMPACTED BY THE SCOPE OF WORK. THE CONTRACTOR SHALL REFER TO THE ASBESTOS REMOVAL SPECIFICATIONS (SECTION 02 82 00) WITH REGARD TO REGULATED MATERIAL ABATEMENT. ABATEMENT ACTIVITIES SHALL BE CONDUCTED BY AN APPROPRIATELY ACCREDITED ABATEMENT FIRM UTILIZING ACCREDITED PERSONNEL, AS WARRANTED. ALL REGULATED MATERIAL ABATEMENT WORK SHALL BE CONDUCTED PRIOR TO THE DISTURBANCE OF MATERIALS AND ASSOCIATED SUBSTRATES, MECHANICAL EQUIPMENT, AND/OR SURFACES AS PART OF THE RENOVATION PLAN. THE CONTRACTOR IS RESPONSIBLE FOR VERIFYING QUANTITIES AND LOCATIONS OF ABATEMENT WORK TO BE PERFORMED.
2. THE CONTRACTOR SHALL BE AWARE OF LEAD-IN-CONSTRUCTION REQUIREMENTS (SECTION 02 83 00), PCB RECYCLING AND/OR DISPOSAL REQUIREMENTS (SECTION 02 84 00), AND UNIVERSAL WASTE / OTHER REGULATED MATERIALS REQUIREMENTS (SECTION 02 90 00) AT THE PROJECT SITE. IDENTIFIED NON-ASBESTOS MATERIALS WITH HAZARDOUS CONSTITUENTS SHALL BE APPROPRIATELY HANDLED, REMOVED, AND DISPOSED/RECYCLED IN ACCORDANCE WITH APPLICABLE REGULATIONS.
3. DURING THE COURSE OF THE PROJECT, SHOULD SUSPECT REGULATED MATERIALS BE LOCATED AND/OR IDENTIFIED WHICH HAVE NOT BEEN SAMPLED OR ANALYZED, THE CONTRACTOR SHALL NOTIFY THE OWNER / DESIGNER / ENVIRONMENTAL CONSULTANT FOR CONFIRMATION AND TESTING IF NECESSARY.
4. NUMEROUS COLORS AND PATTERNS OF FLOOR TILE AND CARPETING MATERIALS EXIST WITHIN THE BUILDING, FOR WHICH THEIR ASBESTOS CONTENT MAY NOT BE EASILY VERIFIED. CHANGES TO ROOM NUMBERS AND ROOM LAYOUTS, AND VARIOUS RENOVATIONS AND ASSOCIATED ASBESTOS REMOVAL ACTIVITIES THAT MAY HAVE OCCURRED IN THE BUILDING MAY ALSO CONTRIBUTE TO MISIDENTIFICATION OF ACM MATERIALS WITHIN THE PROJECT RENOVATION BOUNDARIES. IN EFFORTS TO REDUCE ACCIDENTAL DISTURBANCE TO ASBESTOS-CONTAINING FLOOR TILE/MASTIC AND/OR CARPET MASTIC WITHIN THE BUILDING, REQUIRED SPOT REMOVALS FOR FLOOR PENETRATIONS THROUGH ANY FLOOR TILE, FLOOR TILE MASTIC, OR CARPET MASTIC SHALL BE PERFORMED AS AN ASBESTOS REMOVAL PROJECT BY AN APPROPRIATELY ACCREDITED ABATEMENT FIRM UTILIZING ACCREDITED PERSONNEL. THESE MATERIALS ARE NOT VISUALLY REPRESENTED ON THE ASBESTOS ABATEMENT DRAWINGS.
5. UNCG'S ENVIRONMENTAL HEALTH AND SAFETY DEPARTMENT MUST BE NOTIFIED OF INTENDED ABATEMENT ACTIVITIES WITHIN THE COLEMAN BUILDING (CONTACT MR. TIM SLONE TJSLONE@UNCG.EDU, DIRECTOR OF EHS, UNC GREENSBORO).
6. THE CONTRACTOR SHALL BE MADE AWARE OF HISTORIC ASBESTOS REPORTS ASSOCIATED WITH THE COLEMAN BUILDING THAT SHALL BE UTILIZED DURING RENOVATION ACTIVITIES TO AID IN IDENTIFYING LOCATIONS OF KNOWN ASBESTOS-CONTAINING MATERIALS VIA THE PROVIDED TABLES AND ACM LOCATION PLANS IN ORDER TO AVOID ACCIDENTAL DISTURBANCE TO ACM, AND TO PLAN FOR THE APPROPRIATE HANDLING/DISPOSAL OF ACM REQUIRING DISTURBANCE. THESE DOCUMENTS CAN BE FOUND ATTACHED TO SPECIFICATION SECTION 02 82 00.
7. IT IS ANTICIPATED AND EXPECTED THAT THE RENOVATIONS CAN BE ADEQUATELY PERFORMED AVOIDING SEVERAL SPECIFIC KNOWN ASBESTOS-CONTAINING MATERIALS. THESE MATERIALS INCLUDE, BUT MAY NOT BE LIMITED TO: 1'X1' CEILING TILES WITH TWO DIFFERENT SIZE HOLES RANDOM SPACING, TSI 6" DIAMETER PIPE AND PIPE FITTING INSULATION, TSI 12" DIAMETER PIPE INSULATION WITH BLACK PAPER COVER, CHALK BOARDS, MIRROR ADHESIVE, FIRE DOORS, TAN DUCT SEALANT, VARIOUS BASEBOARD AND MASTIC MATERIALS, WALL ADHESIVE (ROOM 166), AND GRAY CORRUGATED CEMENT-LIKE ROOF/CEILING BOARD (ROOMS 201, 300D, AND 304A). IF ANY OF THESE MATERIALS, OR OTHER SUSPECT MATERIALS NOT IDENTIFIED IN THESE NOTES OR THE SPECIFICATIONS SECTION 02 82 00, WILL REQUIRE DISTURBANCE TO COMPLETE RENOVATION ACTIVITIES, THOSE MATERIALS SHALL BE REMOVED/HANDLED/DISPOSED OF BY AN APPROPRIATELY ACCREDITED ABATEMENT FIRM UTILIZING ACCREDITED PERSONNEL. THESE MATERIALS ARE NOT VISUALLY REPRESENTED ON THE ASBESTOS ABATEMENT DRAWINGS.
8. THE EXACT LOCATIONS, EQUIPMENT, AND SURFACES TO BE IMPACTED BY RENOVATION ACTIVITIES ARE CURRENTLY UNKNOWN. THEREFORE, THE SCOPE OF WORK PERTAINING TO SPECIFIC LOCATIONS AND QUANTITIES OF ASBESTOS-CONTAINING MATERIALS REQUIRING REMOVAL TO ACCOMMODATE THE RENOVATIONS IS NOT CURRENTLY AVAILABLE AND SHALL BE VERIFIED DURING THE COURSE OF THE RENOVATION WORK. REGULATED MATERIALS REQUIRING REMOVAL TO ACCOMMODATE RENOVATIONS SHALL BE REMOVED/HANDLED/DISPOSED OF BY AN APPROPRIATELY ACCREDITED ABATEMENT FIRM UTILIZING ACCREDITED PERSONNEL.

## FIRE RATED LEGEND

| | |
|---|---|
| | 1–HR FIRE BARRIER |
| | 1–HR FIRE PARTITION |
| | 2–HR FIRE BARRIER |
| | 3–HR FIRE BARRIER |
| | 4–HR FIRE BARRIER |

BOARD FOR GLOBAL EHS CREDENTIALING INCORPORATED
CERTIFICATE NO. 10730 CP
EXPIRES 12-1-2025
PENNSYLVANIA, USA
ERNEST GLENN HARGROVE, CIH

E. Glenn Hargrove, CIH, CHMM

CIH #10730, CHMM #17=2757
HAZ. MAT. ABATEMENT
**FROEHLING & ROBERTSON**

| REV.NO. | DESCRIPTION | DATE |
|---|---|---|
| 0 | ISSUE FOR BID | 2023-04-28 |

REVISIONS

McKIM&CREED
Venture IV Building, Suite 500
1730 Varsity Drive
Raleigh, North Carolina 27606
Phone: (919) 233-8091, Fax: (919) 233-8031
NC License# F-1222
www.mckimcreed.com

UNC GREENSBORO
Find your way here

UNC GREENSBORO - COLEMAN BUILDING
FIRE ALARM UPGRADES
SCO ID NO: 17-18200-01A CODE: 41725 ITEM: 323

HAZARDOUS MATERIALS ABATEMENT
DRAWINGS

| | |
|---|---|
| PROJ. START DATE: | 2023.04.28 |
| MCE PROJ. # | 07144-0003 |
| DRAWN | SZ |
| DESIGNED | ADS |
| CHECKED | ADS |
| PROJ. MGR. | ADS |

SCALE
HORIZONTAL:
VERTICAL:

HA104
DRAWING NUMBER
REVISION

STATUS:
ISSUED FOR BID

## WIRING AND RACEWAY

| Symbol | Description |
|---|---|
| | SOLID LINES INDICATE CONDUIT RUN CONCEALED IN WALL OR ABOVE CEILINGS, EXPOSED IN UNFINISHED AREAS. DASHED LINES INDICATE CONDUIT RUN BELOW GRADE OR BELOW FINISHED FLOOR. RUN PARALLEL OR PERPENDICULAR TO STRUCTURE OR WALL. |
| | HOMERUN TO PANELBOARD. QUANTITY OF ARROWS INDICATES NUMBER OF CIRCUITS. |
| | GROUND ROD. SIZE AS SPECIFIED. |
| | CONDUIT WITH BUSHING AND CAP. |
| | HAZARDOUS LOCATION CONDUIT SEAL-OFF. |
| | CONDUIT TURNED UP. |
| | CONDUIT TURNED DOWN. |
| | SURFACE METAL RACEWAY, MOUNTING AND CONFIGURATION AS SPECIFIED. |

## LIGHTING

| Symbol | Description |
|---|---|
| | SURFACE, RECESSED, OR WALL MOUNTED LIGHTING FIXTURE CONNECTED TO NORMAL BRANCH CIRCUIT. SEE LIGHTING FIXTURE SCHEDULE FOR EXACT REQUIREMENTS. |
| | SURFACE, RECESSED, OR WALL MOUNTED LIGHTING FIXTURE CONNECTED TO EMERGENCY BRANCH CIRCUIT. LETTER INDICATES TYPE. SEE LIGHTING FIXTURE SCHEDULE FOR EXACT REQUIREMENTS. |
| | TRACK LIGHTING FIXTURE, NUMBER OF HEADS AS SPECIFIED. LETTER INDICATES TYPE. SEE LIGHTING FIXTURE SCHEDULE FOR EXACT REQUIREMENTS. |
| | CEILING MOUNTED EXIT SIGN, SHADED AREA INDICATES FACE WITH DIRECTIONAL ARROWS AS SHOWN. SEE LIGHTING FIXTURE SCHEDULE FOR EXACT REQUIREMENTS. CONNECT UNSWITCHED TO INDICATED BRANCH CIRCUIT. |
| | WALL MOUNTED EXIT SIGN, SHADED AREA INDICATES FACE WITH DIRECTIONAL ARROWS AS SHOWN. SEE LIGHTING FIXTURE SCHEDULE FOR EXACT REQUIREMENTS. CONNECT UNSWITCHED TO INDICATED BRANCH CIRCUIT. |
| | BATTERY POWERED REMOTE EMERGENCY LIGHTING HEAD. MOUNTING AS INDICATED. |
| | EMERGENCY BATTERY PACK UNIT WITH NUMBER OF LAMPS AS INDICATED. LETTER (WHERE SHOWN) INDICATES TYPE. SEE LIGHTING FIXTURE SCHEDULE FOR EXACT REQUIREMENTS. CONNECT UNSWITCHED TO INDICATED BRANCH CIRCUIT. |
| | EXTERIOR POLE-MOUNTED LIGHTING FIXTURE. LETTER INDICATES TYPE. SEE LIGHTING FIXTURE SCHEDULE FOR EXACT REQUIREMENTS. |
| | EXTERIOR POLE-MOUNTED LIGHTING FIXTURE WITH NUMBER OF LUMINAIRES AS INDICATED. LETTER INDICATES TYPE. SEE LIGHTING FIXTURE SCHEDULE FOR EXACT REQUIREMENTS. |
| | GRADE MOUNTED FLOODLIGHT. LETTER INDICATES TYPE. SEE LIGHTING FIXTURE SCHEDULE FOR EXACT REQUIREMENTS. |
| OC | nLIGHT DUAL TECHNOLOGY OCCUPANCY SENSOR. nCM-PDT-9 (PROVIDED BUILT INTO FIXTURE WHERE SPECIFIED) |
| DC | nLIGHT AUTOMATIC DIMMING CONTROL PHOTOCELL. nCM-ADCX (PROVIDED BUILT INTO FIXTURE WHERE SPECIFIED) |
| S | SINGLE-POLE SWITCH IN FLUSH (FINISHED SPACES) OR SURFACE (UNFINISHED SPACES) OUTLET BOX. MOUNT 46-INCHES ABOVE FINISHED FLOOR UNLESS OTHERWISE INDICATED OR REQUIRED BY SITE CONDITIONS. HUBBELL 1221 SERIES OR EQUIVALENT. |
| $S_2$ | 2-POLE, SINGLE THROW SWITCH IN FLUSH (FINISHED SPACES) OR SURFACE (UNFINISHED SPACES) OUTLET BOX. MOUNT 46-INCHES ABOVE FINISHED FLOOR UNLESS OTHERWISE INDICATED OR REQUIRED BY SITE CONDITIONS. HUBBELL 1221 SERIES OR EQUIVALENT. |
| $S_3$ | THREE-WAY SWITCH IN FLUSH (FINISHED SPACES) OR SURFACE (UNFINISHED SPACES) OUTLET BOX. MOUNT 46-INCHES ABOVE FINISHED FLOOR UNLESS OTHERWISE INDICATED OR REQUIRED BY SITE CONDITIONS. HUBBELL 1221 SERIES OR EQUIVALENT. |
| $S_4$ | FOUR-WAY SWITCH IN FLUSH (FINISHED SPACES) OR SURFACE (UNFINISHED SPACES) OUTLET BOX. MOUNT 46-INCHES ABOVE FINISHED FLOOR UNLESS OTHERWISE INDICATED OR REQUIRED BY SITE CONDITIONS. HUBBELL 1221 SERIES OR EQUIVALENT. |
| $S_D$ | INCANDESCENT OR FLUORESCENT DIMMER CONTROL MOUNTED IN FLUSH (FINISHED SPACES) OR SURFACE (UNFINISHED SPACES) OUTLET BOX. MOUNT 46-INCHES ABOVE FINISHED FLOOR UNLESS OTHERWISE INDICATED OR REQUIRED BY SITE CONDITIONS. |
| $S_M$ | MOTOR RATED CONTACT SWITCH IN FLUSH (FINISHED SPACES) OR SURFACE (UNFINISHED SPACES) OUTLET BOX. MOUNT 46-INCHES ABOVE FINISHED FLOOR UNLESS OTHERWISE INDICATED OR REQUIRED BY SITE CONDITIONS. HUBBELL 1221 SERIES OR EQUIVALENT. |
| $S_T$ | TIMER SWITCH IN FLUSH (FINISHED SPACES) OR SURFACE (UNFINISHED SPACES) OUTLET BOX. MOUNT 46-INCHES ABOVE FINISHED FLOOR UNLESS OTHERWISE INDICATED OR REQUIRED BY SITE CONDITIONS. |
| $S_{WP}$ | WEATHERPROOF SWITCH IN FLUSH (FINISHED SPACES) OR SURFACE (UNFINISHED SPACES) OUTLET BOX. MOUNT 46-INCHES ABOVE FINISHED FLOOR UNLESS OTHERWISE INDICATED OR REQUIRED BY SITE CONDITIONS. |
| $S_P$ | SWITCH WITH PILOT LIGHT IN FLUSH (FINISHED SPACES) OR SURFACE (UNFINISHED SPACES) OUTLET BOX. MOUNT 46-INCHES ABOVE FINISHED FLOOR UNLESS OTHERWISE INDICATED OR REQUIRED BY SITE CONDITIONS. |
| $S_{N1}$ | nLIGHT nGWY2-KIT NETWORK GATEWAY CONTROLLER FLUSH MOUNTED (FINISHED SPACES) OR SURFACE (UNFINISHED SPACES) IN MANUFACTURER RECOMMENDED BOX. MOUNT 46-INCHES ABOVE FINISHED FLOOR UNLESS OTHERWISE INDICATED OR REQUIRED BY SITE CONDITIONS. |
| $S_K$ | KEY TYPE SWITCH MOUNTED IN FLUSH (FINISHED SPACES) OR SURFACE (UNFINISHED SPACES) OUTLET BOX. MOUNT 46-INCHES ABOVE FINISHED FLOOR UNLESS OTHERWISE INDICATED OR REQUIRED BY SITE CONDITIONS. |
| $S_C$ | THREE POSITION MOMENTARY SWITCH WITH CENTER OFF POSITION IN FLUSH (FINISHED SPACES) OR SURFACE (UNFINISHED SPACES) OUTLET BOX. MOUNT 46-INCHES ABOVE FINISHED FLOOR UNLESS OTHERWISE INDICATED OR REQUIRED BY SITE CONDITIONS. |
| $S_{3P}$ | 3-POLE MOTOR RATED SWITCH WITH CENTER OFF POSITION IN FLUSH (FINISHED SPACES) OR SURFACE (UNFINISHED SPACES) OUTLET BOX. MOUNT 46-INCHES ABOVE FINISHED FLOOR UNLESS OTHERWISE INDICATED OR REQUIRED BY SITE CONDITIONS. |
| $S_aS_b$ | TWO SINGLE-POLE SWITCHES WIRED FOR MULTI-LEVEL LIGHTING. ONE SWITCH SHALL CONTROL INNER LAMP(S) IN EACH FIXTURE WHILE OTHER SWITCH SHALL CONTROL OUTER LAMPS. HUBBELL 1221 SERIES OR EQUIVALENT. |
| $S_aS_{3b}$ | TWO SWITCHES FOR MULTI-LEVEL SWITCHING WITH ONE SINGLE POLE AND ONE 3-WAY. LETTER, WHEN SHOWN, INDICATES FIXTURES CONTROLLED. |

## ABBREVIATIONS

| | | | |
|---|---|---|---|
| A | AMPS | GF | GROUND FAULT INTERRUPTER |
| AFF | ABOVE FINISHED FLOOR | HID | HIGH INTENSITY DISCHARGE |
| AFG | ABOVE FINISHED GRADE | LSIG | LONG TIME, SHORT TIME, INSTANTANEOUS, AND GROUND |
| AFC | ABOVE FINISHED CEILING | MIN | MINIMUM |
| AIC | AMPS INTERRUPTING CAPACITY | MLO | MAIN LUGS ONLY |
| C | CONDUIT | MCB | MAIN CIRCUIT BREAKER |
| CL | CEILING | NC | NO CHANGE |
| EC | EMPTY CONDUIT | NIC | NOT IN CONTRACT |
| ECB | ENCLOSED CIRCUIT BREAKER | NTS | NOT TO SCALE |
| EWC | ELECTRIC WATER COOLER | RM | EXISTING TO REMAIN |
| EX | EXISTING | | |

## LIFE SAFETY

| Symbol | Description |
|---|---|
| FACP | FIRE ALARM CONTROL PANEL, FLUSH AND SURFACE MOUNTED RESPECTIVELY. |
| F | MANUAL FIRE ALARM PULL STATION IN FLUSH (FINISHED SPACES) OR SURFACE (UNFINISHED SPACES) OUTLET BOX 46-INCHES ABOVE FINISHED FLOOR UNLESS OTHERWISE INDICATED. |
| V | FIRE ALARM SYSTEM VISUAL SIGNAL LIGHT IN FLUSH (FINISHED SPACES) OR SURFACE (UNFINISHED SPACES) OUTLET BOX 80-INCHES ABOVE FLOOR OR 6-INCHES BELOW CEILING, |
| H | FIRE ALARM SYSTEM COMBINATION AUDIOVISUAL SIGNAL SPEAKER AND LIGHT IN FLUSH (FINISHED SPACES) OR SURFACE (UNFINISHED SPACES) OUTLET BOX 80-INCHES ABOVE FLOOR OR 6-INCHES BELOW CEILING, WHICHEVER IS LOWER. |
| C | FIRE ALARM SYSTEM COMBINATION AUDIOVISUAL CHIME AND LIGHT IN FLUSH (FINISHED SPACES) OR SURFACE (UNFINISHED SPACES) OUTLET BOX 80-INCHES ABOVE FLOOR OR 6-INCHES BELOW CEILING, WHICHEVER IS LOWER. |
| B | FIRE ALARM SYSTEM EXTERIOR BELL IN WEATHERPROOF ENCLOSURE. MOUNT 96-INCHES ABOVE FINISHED GRADE UNLESS OTHERWISE INDICATED OR REQUIRED BY SITE CONDITIONS. |
| SD | CEILING MOUNTED SMOKE DETECTOR. |
| SE | FIRE ALARM SYSTEM CEILING MOUNTED SMOKE DETECTOR FOR ELEVATOR RECALL. |
| H | FIRE ALARM SYSTEM CEILING MOUNTED HEAT DETECTOR. |
| L | FIRE ALARM SYSTEM DUCT DETECTOR REMOTE ALARM INDICATING LAMP (RAIL), AND REMOTE TEST STATION (RTS). |
| R | FIRE ALARM RELAY. SUBSCRIPT, WHEN SHOWN, INDICATES ZONE. |
| DD | FIRE ALARM SYSTEM DUCT DETECTOR WITH REMOTE ALARM LAMP. FURNISHED AND WIRED BY ELECTRICAL CONTRACTOR, INSTALLED BY MECHANICAL CONTRACTOR UNLESS OTHERWISE INDICATED. |
| FS | SPRINKLER SYSTEM WATER FLOW SWITCH. PROVIDED AND INSTALLED BY SPRINKLER CONTRACTOR, CONNECTED TO FIRE ALARM SYSTEM BY ELECTRICAL CONTRACTOR UNLESS OTHERWISE INDICATED. |
| TS | SPRINKLER SYSTEM VALVE TAMPER SWITCH. PROVIDED AND INSTALLED BY SPRINKLER CONTRACTOR, CONNECTED TO FIRE ALARM SYSTEM BY ELECTRICAL CONTRACTOR UNLESS OTHERWISE INDICATED, SUBSCRIPT, WHEN SHOWN INDICATES ZONE. |
| D | FIRE ALARM SYSTEM DOOR HOLD OPEN DEVICE. |
| AV | CEILING MOUNTED AUDIO-VISUAL FIRE ALARM DEVICE. |
| A | CEILING MOUNTED AUDIBLE SIGNAL ONLY FIRE ALARM DEVICE. |
| EP | CEILING MOUNTED FIRE ALARM EVACUATION PAGING SPEAKER. |
| V | FIRE ALARM SYSTEM WALL MOUNTED VISUAL ONLY SIGNALING DEVICE WITH CLEAR STROBE |
| V | FIRE ALARM SYSTEM CEILING MOUNTED VISUAL ONLY SIGNALING DEVICE CLEAR STROBE. |
| V MNS | MASS NOTIFICATION SYSTEM WALL MOUNTED VISUAL ONLY SIGNALING DEVICE WITH AMBER LENS. |
| V MNS | MASS NOTIFICATION SYSTEM CEILING MOUNTED VISUAL ONLY SIGNALING DEVICE WITH AMBER LENS. |
| S | FIRE ALARM/MASS NOTIFICATION WALL MOUNTED SPEAKER ONLY SIGNALING DEVICE. |
| S | FIRE ALARM/MASS NOTIFICATION CEILING MOUNTED SPEAKER ONLY SIGNALING DEVICE. |
| S | FIRE ALARM WALL MOUNTED COMBINATION SPEAKER/VISUAL DEVICE WITH CLEAR LENS ONLY. |
| S | FIRE ALARM CEILING MOUNTED COMBINATION SPEAKER/VISUAL DEVICE WITH CLEAR LENS ONLY. |
| S MNS | FIRE ALARM/MASS NOTIFICATION WALL MOUNTED COMBINATION SPEAKER/VISUAL DEVICE WITH CLEAR LENS AND AMBER LENS. |
| S SB | CEILING MOUNTED SMOKE DETECTOR WITH SOUNDER BASE. |
| AV | WALL MOUNTED NOTIFICATION SYSTEM COMBINED AUDIO VISUAL. |
| V | WALL MOUNTED NOTIFICATION SYSTEM VISUAL. |
| PB | WALL MOUNTED PHOTO BEAM DETECTOR. |

## POWER

| Symbol | Description |
|---|---|
| 1H1 | 480/277 VOLT PANELBOARD, FLUSH AND SURFACE MOUNTED RESPECTIVELY. DESIGNATION AS INDICATED. SEE PANELBOARD SCHEDULE FOR EXACT REQUIREMENTS. |
| 1L1 | 208Y/120 OR 120/240 VOLT PANELBOARD, FLUSH AND SURFACE MOUNTED RESPECTIVELY. SEE PANEL SCHEDULE FOR DESIGN INFORMATION. DESIGNATION AS INDICATED. |
| | MAGNETIC MOTOR STARTER, FVNR UNLESS OTHERWISE INDICATED. SUBSCRIPT INDICATES NEMA SIZE. SUBSCRIPT WP INDICATES IN NEMA 3R ENCLOSURE. |
| | MANUAL MOTOR STARTER MOUNTED 46-INCHES ABOVE FINISHED FLOOR UNLESS OTHERWISE INDICATED OR REQUIRED BY SITE CONDITIONS. SUBSCRIPT WP INDICATES IN NEMA 3R ENCLOSURE. |
| | COMBINATION MAGNETIC MOTOR STARTER, FVNR UNLESS OTHERWISE INDICATED. SUBSCRIPT INDICATES NEMA SIZE. SUBSCRIPT WP INDICATES IN NEMA 3R ENCLOSURE. |
| F | FUSED SAFETY SWITCH, SIZE AND NUMBER OF POLES AS INDICATED BY SUBSCRIPTS PROVIDE FUSES PER NAMEPLATE OF EQUIPMENT SERVED UNLESS OTHERWISE INDICATED. SUBSCRIPT WP INDICATES IN NEMA 3R ENCLOSURE. |
| | NON-FUSED SAFETY SWITCH, SIZE AND NUMBER OF POLES AS INDICATED BY SUBSCRIPTS. SUBSCRIPT WP INDICATES IN NEMA 3R ENCLOSURE. |
| | MOTOR CONNECTION. |
| | ELECTRIC PUSH BUTTON IN FLUSH OUTLET BOX WHEN SHOWN IN FINISHED WALLS. MOUNT 46-INCHES ABOVE FINISHED FLOOR UNLESS OTHERWISE INDICATED OR REQUIRED BY SITE CONDITIONS. |
| | 125 VOLT, 3 WIRE DUPLEX RECEPTACLE IN FLUSH (FINISHED SPACES) OR SURFACE (UNFINISHED SPACES) OUTLET BOX. MOUNT 18-INCHES ABOVE FINISHED FLOOR UNLESS OTHERWISE INDICATED. HUBBELL 8200 SERIES OR EQUIVALENT. |
| | 125 VOLT, 3 WIRE DUPLEX RECEPTACLE IN FLUSH (FINISHED SPACES) OR SURFACE (UNFINISHED SPACES) OUTLET BOX. MOUNT 46" ABOVE FINISHED FLOOR, 4" ABOVE DESK/COUNTERTOP, OR 2" ABOVE BACKSPLASH UNLESS OTHERWISE INDICATED. |
| | TWO 125 VOLT, 3 WIRE DUPLEX RECEPTACLE IN FLUSH (FINISHED SPACES) OR SURFACE (UNFINISHED SPACES) OUTLET BOX. MOUNT 18-INCHES ABOVE FINISHED FLOOR UNLESS OTHERWISE INDICATED. HUBBELL 8200 SERIES OR EQUIVALENT. |
| | TWO 125 VOLT, 3 WIRE DUPLEX RECEPTACLE IN FLUSH (FINISHED SPACES) OR SURFACE (UNFINISHED SPACES) OUTLET BOX. MOUNT 46" ABOVE FINISHED FLOOR, 4" ABOVE DESK/COUNTERTOP, OR 2" ABOVE BACKSPLASH UNLESS OTHERWISE INDICATED. |

## POWER CONTINUED

| Symbol | Description |
|---|---|
| E | RECEPTACLE CONNECTED TO EMERGENCY BRANCH CIRCUIT. PROVIDE WITH RED FACE UNLESS OTHERWISE INDICATED. MOUNTING AS INDICATED. HUBBELL 8200 SERIES OR EQUIVALENT. |
| SP | 125 VOLT, 3 WIRE DUPLEX SURGE PROTECTOR TYPE RECEPTACLE. MOUNTING AS INDICATED. HUBBELL 8200 SERIES OR EQUIVALENT. |
| GF | 125 VOLT, 3 WIRE GROUND FAULT TYPE DUPLEX RECEPTACLE. MOUNTING AS INDICATED. HUBBELL 8200 SERIES OR EQUIVALENT. |
| IG | 125 VOLT, 3 WIRE DUPLEX ISOLATED GROUND TYPE RECEPTACLE. MOUNTING AS INDICATED. HUBBELL 8200 SERIES OR EQUIVALENT. |
| WP | 125 VOLT, 3 WIRE GROUND FAULT TYPE RECEPTACLE WITH STAINLESS STEEL WEATHERPROOF COVER. MOUNTING AS INDICATED. HUBBELL 8200 SERIES OR EQUIVALENT. |
| S | 125 VOLT, 3 WIRE SAFETY TYPE RECEPTACLE. MOUNTING AS INDICATED. HUBBELL 8200 SERIES OR EQUIVALENT. |
| EP | 125 VOLT, 3 WIRE HAZARDOUS LOCATION TYPE RECEPTACLE. MOUNTING AS INDICATED. HUBBELL 8200 SERIES OR EQUIVALENT. |
| U | 125 VOLT, 3 WIRE DUPLEX RECEPTACLE CONNECTED TO UPS CIRCUIT. MOUNTING AS INDICATED. HUBBELL 8200 SERIES OR EQUIVALENT. |
| | 125 VOLT, 3 WIRE SINGLE RECEPTACLE IN FLUSH (FINISHED SPACES) OR SURFACE (UNFINISHED SPACES) OUTLET BOX. MOUNT 18-INCHES ABOVE FINISHED FLOOR UNLESS OTHERWISE INDICATED. SUBSCRIPT "C" INDICATES CLOCK HANGER MOUNTED 12" BELOW CLG. |
| | 125 VOLT, 3 WIRE DUPLEX RECEPTACLE IN FLUSH, FLOOR-MOUNTED OUTLET BOX. |
| | SPECIAL EQUIPMENT CONNECTION. SUBSCRIPT INDICATES DESIGNATION. SEE EQUIPMENT CONNECTION SCHEDULE FOR EXACT REQUIREMENTS. |
| J | JUNCTION BOX MOUNTED ABOVE CEILING OR FLUSH IN FINISHED CEILING UNLESS INDICATED OTHERWISE. SIZE PER NEC. |
| J | FLUSH WITH COVER JUNCTION BOX IN FINISHED FLOOR. SIZE PER NEC. |
| J | WALL MOUNTED JUNCTION BOX, SIZE PER NEC OR AS INDICATED. MOUNTING HEIGHT AS INDICATED. MOUNT FLUSH IN FINISHED SPACES OR SURFACE IN UNFINISHED SPACES UNLESS OTHERWISE INDICATED. |

## SPECIAL SYSTEMS

| Symbol | Description |
|---|---|
| TC-1 | COMMUNICATIONS SIGNAL CABINET, FLUSH AND SURFACE MOUNTED RESPECTIVELY. DESIGNATION AS INDICATED. |
| | CABLE TRAY, MOUNTING AND CONFIGURATION AS SPECIFIED. |
| | TELEPHONE OUTLET 18" ABOVE FINISHED FLOOR UNLESS OTHERWISE INDICATED OR REQUIRED BY SITE CONDITIONS. MOUNT FLUSH IN FINISHED SPACES OR SURFACE IN UNFINISHED SPACES. |
| | TELEPHONE OUTLET MOUNTED 46-INCHES ABOVE FINISHED FLOOR, 6-INCHES ABOVE DESK/COUNTERTOP UNLESS OTHERWISE INDICATED. MOUNT FLUSH IN FINISHED SPACES OR SURFACE IN UNFINISHED SPACES. |
| | FLUSH MOUNTED TELEPHONE OUTLET BOX WITH COVERPLATE IN FINISHED FLOOR. |
| | DATA OUTLET 18-INCHES ABOVE FINISHED FLOOR UNLESS OTHERWISE INDICATED OR REQUIRED BY SITE CONDITIONS. MOUNT FLUSH IN FINISHED SPACES OR SURFACE IN UNFINISHED SPACES. |
| | DATA OUTLET MOUNTED 46-INCHES ABOVE FINISHED FLOOR OR 6-INCHES ABOVE DESK/COUNTERTOP UNLESS OTHERWISE INDICATED. MOUNT FLUSH IN FINISHED SPACES AND SURFACE IN UNFINISHED SPACES. |
| | FLUSH MOUNTED DATA OUTLET IN FINISHED FLOOR. |
| | COMBINATION TELEPHONE/DATA OUTLET 18" ABOVE FINISHED FLOOR UNLESS OTHERWISE INDICATED OR REQUIRED BY SITE CONDITIONS. MOUNT FLUSH IN FINISHED SPACES OR SURFACE IN UNFINISHED SPACES. SUBSCRIPT, WHEN SHOWN, INDICATES NUMBER OF JACKS. |
| | COMBINATION TELEPHONE/DATA OUTLE MOUNTED 46"ABOVE FINISHED FLOOR OR 6" ABOVE DESK/COUNTERTOP UNLESS OTHERWISE INDICATED. MOUNT FLUSH IN FINISHED SPACES OR SURFACE IN UNFINISHED SPACES. SUBSCRIPT, WHEN SHOWN, INDICATES NUMBER OF JACKS. |
| | SINGLE FACE SYSTEM TYPE WALL CLOCK MOUNTED 12-INCHES BELOW FINISHED CEILING UNLESS OTHERWISE INDICATED. SUBSCRIPT "A", WHEN SHOWN, INDICATES ANALOG TYPE. SUBSCRIPT "T", WHEN SHOWN INDICATES COUNTDOWN TIMER WITH CONTROL. |
| | SINGLE FACE SYSTEM TYPE WALL CLOCK MOUNTED 12-INCHES BELOW FINISHED CEILING UNLESS OTHERWISE INDICATED. SUBSCRIPT "A", WHEN SHOWN, INDICATES ANALOG TYPE. SUBSCRIPT "T", WHEN SHOWN, INDICATES COUNTDOWN TIMER WITH CONTROL. |
| IC | REMOTE INTERCOM STATION MOUNTED 46-INCHES ABOVE FINISHED FLOOR UNLESS OTHERWISE INDICATED. SUBSCRIPT, WHEN SHOWN, INDICATES ZONE. |
| IM | MASTER INTERCOM STATION MOUNTED 46" ABOVE FINISHED FLOOR UNLESS OTHERWISE INDICATED. SUBSCRIPT, WHEN SHOWN, INDICATES ZONE. |
| TV | FLUSH TELEVISION OUTLET MOUNTED 18" ABOVE FINISHED FLOOR UNLESS OTHERWISE INDICATED. |
| CR | FLUSH MOUNTED SECURITY SYSTEM CARD READER MOUNTED 46-INCHES ABOVE FINISHED FLOOR UNLESS OTHERWISE INDICATED. |
| KP | FLUSH MOUNTED SECURITY SYSTEM DOOR ACCESS KEYPAD MOUNTED 46"ABOVE FINISHED FLOOR UNLESS OTHERWISE INDICATED. SUBSCRIPT, WHEN SHOWN, INDICATES SYSTEM. |
| DC | SECURITY SYSTEM DOOR CONTACTS. SUBSCRIPT, WHEN SHOWN, INDICATES ZONE. |
| MD | SECURITY SYSTEM MOTION SENSOR, SUBSCRIPT, WHEN SHOWN, INDICATES ZONE. |
| SM | FLUSH CEILING MOUNTED MUSIC SYSTEM SPEAKER. |
| V | FLUSH MOUNTED COMMUNICATION SYSTEM VOLUME CONTROL 46-INCHES ABOVE FINISHED FLOOR UNLESS OTHERWISE INDICATED. SUBSCRIPT, WHEN SHOWN, INDICATES ZONE. |
| S | PROJECTION HORN SPEAKER, MOUNTING AS INDICATED. |
| E | NURSE CALL SYSTEM TOILET/SHOWER STATION WITH PULL CORD MOUNTED 46-INCHES ABOVE FINISHED FLOOR UNLESS OTHERWISE INDICATED. SUBSCRIPT, WHEN SHOWN, INDICATES ZONE. |
| D | CEILING MOUNTED NURSE CALL DOME LIGHT, SUBSCRIPT, WHEN SHOWN, INDICATES ZONE. |
| Z | CEILING MOUNTED NURSE CALL ZONE LIGHT. SUBSCRIPT, WHEN SHOWN, INDICATES ZONE. |
| 1 | DEMOLITION PLAN NOTE. NOTE NUMBER AS INDICATED. |
| 1 | NEW WORK PLAN NOTE. NOTE NUMBER AS INDICATED. |
| 123 | ROOM NAME DESIGNATION |
| | PANELBOARD OR TERMINAL CABINET, FLUSH AND SURFACE MOUNTED RESPECTIVELY. DESIGNATION AS INDICATED. |

## GENERAL NOTES

A. ALL WORK SHALL BE IN ACCORDANCE WITH FEDERAL, STATE, AND LOCAL CODES AND THE NATIONAL ELECTRICAL CODE, 2020 EDITION, AND AMENDMENTS, IF ANY. AS A MINIMUM, ELECTRICAL CONTRACTOR SHALL SECURE AND PAY FOR ALL LICENSES, FEES, PERMITS, AND UTILITY CHARGES. BOTH ELECTRICAL CONTRACTOR AND INSTALLING MECHANIC ARE REMINDED THAT SINCE THE NATIONAL ELECTRICAL CODE IS BY STATUTORY INCLUSION A PART OF THE LAWS OF THE STATE THEY BEAR A PRIME RESPONSIBILITY TO COMPLY WITH IT EVEN WHEN THE DRAWINGS OR SPECIFICATIONS DENOTE AN APPARENT VIOLATION. THIS SHOULD BE OBSERVED CAREFULLY AND CONTINUOUSLY, PARTICULARLY DURING ESTIMATING FOR PROPOSAL, AND ANY DISCREPANCIES SHOULD BE BROUGHT TO THE ATTENTION OF THE ENGINEER FOR RESOLUTION.

B. ELECTRICAL CONTRACTOR SHALL MAINTAIN ON THE SITE AN ADEQUATE ADMINISTRATIVE SPACE WHERE ONE COMPLETE SET OF DRAWINGS AND SPECIFICATIONS SHALL BE KEPT FOR THE WORK OF ALL TRADES ON THE PROJECT. THESE SHALL BE IN ADDITION TO THE SETS USED BY THE MECHANICS IN CARRYING OUT THEIR WORK ON THE PROJECT. THE PROJECTED LOCATION OF EVERY OUTLET, RACEWAY, OR ITEM OF EQUIPMENT TO BE INSTALLED UNDER THIS CONTRACT SHALL BE CHECKED AGAINST THE DRAWINGS AND SPECIFICATIONS OF ALL THE OTHER TRADES AS WELL AS BY DAY-TO-DAY CONFERENCE WITH WORKMEN AND SUPERVISORS OF ALL OTHER TRADES TO THE END THAT ANY CONFLICTS OR UNCERTAINTIES ABOUT LOCATIONS ARE RESOLVED BEFORE WORK IS INSTALLED, PARTICULARLY WITH REGARD TO THE INTERACTION OF LIGHTING FIXTURES, AIR HANDLING OPENINGS, ACCESS DOORS, SPRINKLER HEADS, ETC. CEILING CONSTRUCTION INSTALLATION SHALL BE MADE IN ACCORD WITH REFLECTED CEILING PLANS AND/OR INSTRUCTIONS BY THE ARCHITECT'S REPRESENTATIVES ON THE SITE. MOVING OF ITEMS FROM LOCATIONS SHOWN, REROUTING, OR CHANGES TO ACCOMPLISH ANY WORK AS SHOWN ON PLANS OR SPECIFICATIONS IN ORDER TO ACCOMPLISH THIS COORDINATION SHALL NOT BE CAUSE FOR CLAIM FOR ADDITIONAL COMPENSATION FOR THE WORK. PARTICULAR CARE SHALL BE TAKEN TO LOCATE BOXES SO THEY ARE NOT BACK-TO-BACK IN WALLS AND TO LOCATE OUTLETS OFF COLUMNS (UNLESS VITAL THEY BE THERE) OR OTHER PLACES WHERE THEY CONFLICT WITH STRUCTURAL STEEL OR REINFORCING BARS. ALL WORK PUT IN PLACE OTHER THAN SHOWN ON THE DESIGN AND CONSTRUCTION DOCUMENTS, SHALL BE MARKED LEGIBLY ON A CLEAN SET OF "AS-BUILT" DRAWINGS AS THE WORK IS PRODUCED.

C. CONTRACTOR SHALL ALSO MAINTAIN AT THE SITE A COMPLETE SET OF ALL SHOP DRAWINGS, FIXTURE AND EQUIPMENT CUTS, MANUFACTURER'S WIRING DIAGRAMS AND INSTALLATION DATA. PERSONNEL SHALL STUDY THIS DATA BEFORE AND DURING INSTALLATION AND ROUGHING SO AS TO PREPARE FOR THE PROPER FIT AND FUNCTION UPON COMPLETION. ALL SHOP DRAWINGS SHALL BE REVIEWED BY THE CONTRACTOR AND BEAR CONTRACTORS STAMP OF APPROVAL BEFORE BEING FORWARDED TO THE ENGINEER. APPROVED SHOP DRAWINGS BY THE ENGINEER/DESIGNER SHALL NOT BE CONSTRUED AS TO RELIEVING THE CONTRACTOR FROM RESPONSIBILITY WITH THE DESIGN OR TERMS OF THE CONTRACT DOCUMENTS NOR FROM RESPONSIBILITY FOR ERRORS OF ANY SORT IN THE SHOP DRAWING.

D. COMPLETELY ADEQUATE HOUSING SHALL BE PROVIDED ON THE SITE FOR ORDERLY AND CAREFUL STORAGE OF ALL MATERIALS AND EQUIPMENT. NOTHING SHALL BE STORED OUTSIDE EXCEPT CONDUIT, WHICH MAY BE STORED IN RACKS SO IT IS AT LEAST 12 INCHES ABOVE GROUND AND NOT SUBJECT TO MUD BEING SPATTERED ON IT.

E. ATTENTION IS DIRECTED SPECIFICALLY TO CONTINUOUS QUALITY CONTROL TESTING.

F. ALL ELECTRICAL MATERIALS, DEVICES, APPLIANCES AND EQUIPMENT SHALL BE LABEL LISTED BY A NORTH CAROLINA APPROVED THIRD PARTY TESTING AGENCY.

G. ALL RACEWAYS SHALL BE METAL UNLESS SPECIFICALLY NOTED OR APPROVED OTHERWISE. ALL CIRCUITS SHALL BE IN RACEWAYS. CONCEAL ALL CABLE AND RACEWAYS IN FINISHED AREAS OF BUILDING. SET SCREW OR INDENTOR TYPE CONNECTOR OR COUPLING FITTINGS SHALL NOT BE PERMITTED. PROVIDE COMPRESSION GLAND TYPE FITTINGS MADE OF MALLEABLE, GALVANIZED, OR SHERARDIZED STEEL. POT-METAL OR CAST-TYPE FITTINGS SHALL NOT BE PERMITTED ON THIS PROJECT.

H. PENETRATIONS OF REQUIRED SMOKE TIGHT PARTITIONS SHALL BE SEALED USING METHODS APPROVED UNDER THE STATE BUILDING CODE. COORDINATION WITH THE OWNER AND ENGINEER SHALL BE MAINTAINED TO ENSURE THAT THIS SMOKE STOPPING IS ACCOMPLISHED.

I. WHERE PENETRATIONS ARE MADE THROUGH A REQUIRED FIRE-RESISTIVE WALL, FLOOR, OR PARTITION FOR THE PURPOSE OF RUNNING RACEWAY CARRYING ELECTRICAL, TELEPHONE, TELEVISION, OR LOCAL COMMUNICATION AND/OR SIGNALING CIRCUITS, THE OPENING AROUND THE RACEWAY SHALL BE FIRE STOPPED PER THE STATE BUILDING CODE CHAPTER 7. COORDINATION WITH THE OWNER AND ENGINEER SHALL BE MAINTAINED TO ENSURE THAT THIS FIRE STOPPING IS ACCOMPLISHED. FIRE STOPPING OF PENETRATIONS IN RATED WALLS AND FLOORS SHALL BE ACCOMPLISHED IN ACCORDANCE WITH NORTH CAROLINA STATE BUILDING CODE CHAPTER 7 USING APPROVED ASSEMBLIES SUCH AS THE FOLLOWING:

CONDUIT PENETRATIONS OF 1 OR 2 HOUR GYPBOARD WALLS – U.L.#WL1001
CONDUIT PENETRATIONS OF 1 OR 2 HOUR CONCRETE OR BLOCK WALLS – U.L.#CAJ5001
CONDUIT PENETRATIONS OF 1 OR 2 HOUR CONCRETE FLOORS – U.L.#CAJ5001

J. IN REQUIRED FIRE RATED WALLS AND PARTITIONS, OPENINGS FOR INSTALLATION OF BOXES THAT ARE GREATER THAN 16 SQUARE INCHES SHALL BE PROTECTED AS REQUIRED BY U.L. COORDINATE CLOSELY WITH THE OWNER AND ENGINEER TO ENSURE THE INTEGRITY OF THE U.L. RATING IS MAINTAINED. BOXES OF 16 SQUARE INCHES OR LESS SHALL BE INSTALLED IN ACCORDANCE WITH U.L. "FIRE RESISTANCE RATINGS – ANSI/UL263 (BXUV) FOR WALL AND PARTITION ASSEMBLIES."

K. CONDUCTORS SHALL BE COPPER WITH 75°C (THHN/THWN) MINIMUM INSULATION RUN IN CONDUIT, UNLESS OTHERWISE NOTED. ALL CONDUIT SHALL HAVE A GREEN GROUNDING CONDUCTOR.

L. BRANCH CIRCUIT WIRE SIZING SHALL BE IN ACCORD WITH THE FOLLOWING TABLE:

| VOLTS | DISTANCE | HOME RUN | REMAINDER OF CIRCUIT |
|---|---|---|---|
| 120/208 | 0' – 50' | #12 | #12 |
| | 50' – 100' | #10 | #12 |
| | 100' – 150' | #8 | #10 |
| 277/480 | 0' – 125' | #12 | #12 |
| | 125' – 220' | #10 | #12 |
| | 220' – 330' | #8 | #10 |

M. ALL CONDUCTORS SHALL BE COLOR CODED AS FOLLOWS:

| 277/480V, 3-PHASE, 4-WIRE | | 208/120V, 3-PHASE, 4-WIRE | |
|---|---|---|---|
| PHASE A | BROWN | PHASE A | BLACK |
| PHASE B | ORANGE | PHASE B | RED |
| PHASE C | YELLOW | PHASE C | BLUE |
| NEUTRAL | GRAY | NEUTRAL | WHITE |

N. ALL CIRCUITS BEING MODIFIED SHALL BE PROVIDED WITH INDIVIDUAL NEUTRALS. NO MULTI-WIRE BRANCH CIRCUITS ARE ALLOWED.

O. ELECTRICAL CONTRACTOR SHALL VERIFY ALL VOLTAGES OF MECHANICAL EQUIPMENT WITH MECHANICAL CONTRACTOR PRIOR TO ROUGH-IN.

P. CONNECTION LOCATIONS SHOWN ON ELECTRICAL PLANS ARE APPROXIMATE ONLY. REFER TO APPROVED EQUIPMENT/SHOP DRAWINGS FOR SPECIFIC LOCATIONS.

Q. MAKE ALL FINAL CONNECTIONS TO EACH PIECE OF EQUIPMENT IN ACCORDANCE WITH MANUFACTURER'S RECOMMENDATIONS.

R. IN GENERAL, MOUNTING HEIGHTS OF OUTLETS, SWITCHES, ETC. ARE NOT NOTED ON THE PLAN DRAWINGS. SCHEDULES AND NOTES SPECIFY "STANDARD" MOUNTING HEIGHTS FOR THESE ITEMS. STUDY CAREFULLY ELEVATIONS OF ALL WALLS AND CABINET WORK AS SHOWN ON ARCHITECTURAL DRAWINGS AND FIT OUTLETS TO SPACE AND TO AVOID CONFLICTS. OUTLETS SHALL ALWAYS BE LOCATED ABOVE, AND NOT IN, BACKSPLASHES WHEREVER POSSIBLE.

COORDINATE OUTLET LOCATIONS WITH OTHER TRADES TO AVOID CONFLICTS. ANY CONFLICT THAT CANNOT BE RESOLVED ON THE JOB SHOULD BE BROUGHT TO THE ATTENTION OF THE ARCHITECT OR ENGINEER PRIOR TO ROUGHING.

S. THE OWNER HAS THE RIGHT TO MOVE ANY AND ALL OUTLETS WITHIN 12 FEET OF THE LOCATIONS SHOWN ON THE DRAWINGS PRIOR TO THE CONTRACTOR STARTING THE ROUGH-IN FOR THE ROOM.

T. COLOR – COORDINATE WITH OWNER/ARCHITECT.

U. ALL WIRING LUGS THROUGHOUT THE PROJECT, INCLUDING BUT NOT LIMITED TO BREAKERS, PANELBOARD/SWITCHBOARD LUGS, SAFETY SWITCH LUGS, AND TRANSFORMER LUGS, SHALL BE RATED FOR USE WITH 75°C CONDUCTORS SIZED IN ACCORDANCE WITH NEC TABLE 310.15(B)(16).

V. PANELBOARDS SHALL BE DEAD FRONT SAFETY TYPE WITH SWITCHING AND PROTECTIVE DEVICES IN NUMBER, RATING, TYPE AND ARRANGEMENT SHOWN. PROVIDE WITH BOLT-IN MOLDED CASE CIRCUIT BREAKERS. PROVIDE "SWITCHING DUTY" RATED BREAKERS THAT CONTROL LIGHTING. PROVIDE NEMA TYPE 1 ENCLOSURE INDOOR AND NEMA 3R TYPE ENCLOSURES OUTDOOR, UNLESS SPECIFICALLY NOTED OTHERWISE. PANELBOARDS SHALL BE SQUARE-D, GENERAL ELECTRIC, WESTINGHOUSE, CUTLER-HAMMER, OR APPROVED EQUAL WITH NEUTRAL AND GROUND BAR.

W. ALL LIGHTING FIXTURES SHALL BE U.L. LISTED AND LABELED. LAMPS SHALL BE G.E., PHILLIPS/WESTINGHOUSE OR OSRAM/SYLVANIA. ALL FIXTURES SHALL BE EQUIPPED WITH LAMPS. ALL FIXTURES SHALL BE GROUNDED PER N.E.C.

X. ELECTRICAL CONTRACTOR SHALL PROVIDE ALL EMPTY CONDUITS WITH PULL STRING.

Y. ELECTRICAL CONTRACTOR SHALL PROVIDE PHENOLIC LABELS ON ALL NEW EQUIPMENT DISCONNECTING MEANS, OR ON THE EQUIPMENT ITSELF WHERE APPLICABLE. LABEL SHALL CLEARLY INDICATE PANEL AND CIRCUIT NUMBER EQUIPMENT IS FED FROM. PANEL SCHEDULES AND MCC SHALL ALSO BE LABELED TO INDICATE EQUIPMENT SERVED. ANY OWNER STANDARDS FOR LABELING SUPERCEDE THESE REQUIREMENTS.

## DEMOLITION NOTES

GENERAL ELECTRICAL DEMOLITION NOTES:

1. EXISTING FIRE ALARM SYSTEM SHALL REMAIN FULLY OPERATIONAL UNTIL NEW FIRE ALARM/MASS NOTIFICATION SYSTEM IS INSTALLED, TESTED, AND ACCEPTED BY OWNER.
2. CONTRACTOR SHALL REMOVE ALL LIGHTING FIXTURES, FIRE ALARM DEVICES, AND ASSOCIATED WIRING AND CONDUIT WITHIN THE AREA TO BE DEMOLISHED OR AS REQUIRED TO FACILITATE NEW CONSTRUCTION. WIRING AND CONDUIT SHALL BE REMOVED BACK TO SOURCE. AT ELECTRIC PANELS, REMOVE CONDUCTORS COMPLETELY AND REMOVE CONDUIT BACK TO CEILING SPACE DIRECTLY ABOVE PANEL AND CAP. ABANDONED CIRCUIT BREAKERS SHALL BE TURNED OFF AND LABELED AS SPARE. CONDUIT /RACEWAYS THAT ARE TO BE REUSED FOR THIS MODIFICATION MAY REMAIN IF FOUND TO BE EQUAL TO NEW INSTALLATION. AFFECTED WIRING TO REMOVED/DEMO'ED DEVICES, FIXTURES, ETC. SHALL BE REMOVED BACK TO ELECT. PANEL AND REPLACED WITH NEW WIRE TO FEED NEW DEVICES, FIXTURES, ETC.
3. EXISTING DEVICES TO REMAIN SHALL BE RE-FED AS REQUIRED TO MAINTAIN OPERATION.
4. COORDINATE REMOVAL AND FINAL DISPOSITION OF EQUIPMENT WITH OWNER.
5. ALL ABANDONED FLUSH JUNCTION BOXES SHALL HAVE BLANK STAINLESS STEEL COVERS INSTALLED.
6. ITEMS REMOVED WITHIN DEMOLITION AREA THAT ARE PART OF BUT NOT LIMITED TO FIRE ALARM, LIGHTING, POWER DISTRIBUTION, GENERATOR, SECURITY OR COMMUNICATIONS SHALL BE TURNED OVER TO OWNER OR DISPOSED OF, AS DIRECTED BY OWNER.
7. REMOVE ALL CONDUIT, WIRING, DEVICES, LIGHTING FIXTURES, EQUIPMENT AND ANY OTHER ELECTRICAL APPURTENANCES RENDERED USELESS OR ABANDONED DUE TO CONSTRUCTION. REMOVAL OF ABANDONED AND USELESS WIRING SHALL BE BACK TO THE SOURCE, EVEN IF OUTSIDE LIMITS OF CONSTRUCTION.
8. CONTRACTOR SHALL MAINTAIN THE CIRCUITS THAT ARE RUNNING THROUGH THE AREA BEING DEMOLISHED AND THE AREA OF NEW CONSTRUCTION.
9. AN ATTEMPT HAS BEEN MADE TO SHOW WITH HATCHING, FIRE ALARM DEVICES AND OTHER MISC. DEVICES IN THE AFFECTED AREA TO BE REMOVED. IT IS THE CONTRACTOR'S RESPONSIBILITY TO FIELD VERIFY ALL EXISTING DEVICES ASSOCIATED WITH THE EXISTING FIRE ALARM SYSTEM. ALL EXISTING FIRE ALARM SYSTEM DEVICES, CONDUIT, CABLING, ETC. SHALL BE DEMOLISHED WHETHER SPECIFICALLY SHOWN OR NOT AS PART OF THE DEMOLITION. OTHER SYSTEMS ARE NOT TO BE REMOVED.

| REV.NO. | DESCRIPTION | DATE |
|---|---|---|
| 0 | ISSUED FOR BID | 2023-04-28 |

REVISIONS

NORTH CAROLINA PROFESSIONAL ENGINEER SEAL 027325 4-28-23 ANDREW D. SIGMON

McKIM&CREED
Venture IV Building, Suite 500
1730 Varsity Drive
Raleigh, North Carolina 27606
Phone: (919) 233-8091, Fax: (919) 233-8031
NC License# F-1222
www.mckimcreed.com

UNC GREENSBORO
Find your way here

UNC GREENSBORO - COLEMAN BUILDING
FIRE ALARM UPGRADES
SCO ID NO: 17-18200-01A CODE: 41725 ITEM: 323

FIRE ALARM GENERAL NOTES AND SYMBOL LEGEND

| | |
|---|---|
| PROJ. START DATE: | 2023.04.28 |
| MCE PROJ. # | 07144-0003 |
| DRAWN | SZ |
| DESIGNED | ADS |
| CHECKED | ADS |
| PROJ. MGR. | ADS |

SCALE — HORIZONTAL: N/A VERTICAL: N/A

FA001 — DRAWING NUMBER — REVISION

STATUS: ISSUED FOR BID

S:\07144 UNC GREENSBORO\0003\80-DRAWINGS\86-DESIGN\86E-ELECTRICAL DESIGN\CONSTRUCTION DOCUMENTS\FA001 FIRE ALARM GENERAL NOTES AND SYMBOL LEGEND.DWG 04/25/2023 13:03:15 SOPHIE ZHOU

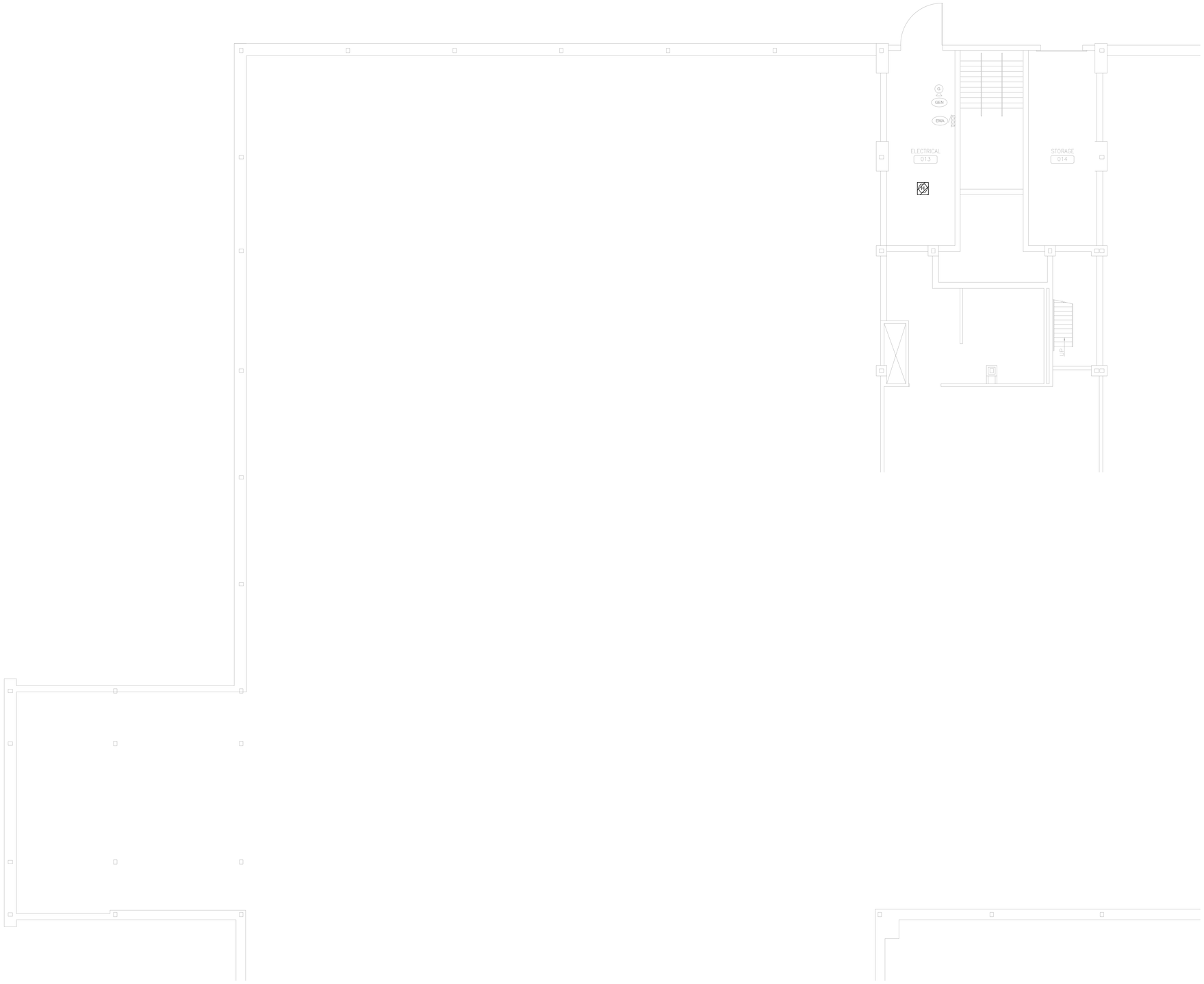


## GENERAL NOTES:

1. TEMPORARILY REMOVE AND SALVAGE EXISTING CEILING GRID AND TILES TO ACCOMODATE ELECTRICAL WORK. INSTALL NEW ELECTRICAL WORK. PROTECT EXISTING FIXTURES, FINISHES, EQUIPMENT, FURNISHING DURING REMOVAL. RE-INSTALL EXISTING CEILING GRID AND TILES. PATCH, CLEAN AND REPAIR ANY DAMAGE TO THE EXISTING SPACE.
2. ALL PENETRATIONS OF EXISTING FLOORS AND FIRE RATED WALL OR SMOKE PARTITIONS SHALL BE PATCHED & REPAIRED AS REQUIRED TO MAINTAIN THE EXISTING FIRE RATING OR SMOKE INFILTRATION INTEGRITY OF THE WALL. ALL SLEEVES, WIREWAYS, CABLE TRAYS, PIPES, DUCTWORK, ETC. SHALL BE FIRE SEALED TIGHT TO THE WALL OR FLOOR PENETRATIONS TO MAINTAIN THE REQUIRED CODE COMPLIANT FIRE RATING.
3. IN AREAS OF REMOVAL OF WALL AND CEILING MOUNTED DEVICES, CONTRACTOR SHALL REPAIR, PATCH AND CLEAN WALLS, WALL BASES, AND CEILING AS REQUIRED TO MATCH EXISTING FINISHES.

## FIRE RATED LEGEND

- 1-HR FIRE BARRIER
- 1-HR FIRE PARTITION
- 2-HR FIRE BARRIER
- 3-HR FIRE BARRIER
- 4-HR FIRE BARRIER

N NORTH 1 FA100

## GROUND FLOOR FIRE ALARM PLAN - DEMOLITION

SCALE : 1/8" = 1'-0"

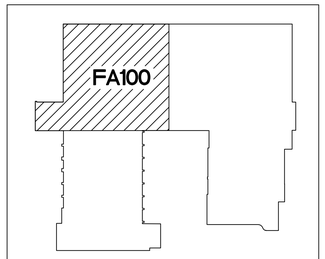


KEY PLAN

N NORTH

| REV.NO. | DESCRIPTION | DATE |
|---|---|---|
| 0 | ISSUED FOR BID | 2023-04-28 |

REVISIONS

NORTH CAROLINA PROFESSIONAL ENGINEER SEAL 027328 7-14-23 ANDREW D. SIGMON

McKIM&CREED
Venture IV Building, Suite 500
1730 Varsity Drive
Raleigh, North Carolina 27606
Phone: (919) 233-8091, Fax: (919) 233-8031
NC License# F-1222
www.mckimcreed.com

UNC GREENSBORO
Find your way here

UNC GREENSBORO - COLEMAN BUILDING
FIRE ALARM UPGRADES

SCO ID NO: 17-18200-01A CODE: 41725 ITEM: 323

GROUND FLOOR FIRE ALARM PLAN - DEMOLITION

| | |
|---|---|
| PROJ. START DATE: | 2023.04.28 |
| MCE PROJ. # | 07144-0003 |
| DRAWN | SZ |
| DESIGNED | ADS |
| CHECKED | ADS |
| PROJ. MGR. | ADS |

SCALE
HORIZONTAL: N/A
VERTICAL: N/A

FA100
DRAWING NUMBER
REVISION

STATUS: ISSUED FOR BID

S:\07144 UNC GREENSBORO\0003\80-DRAWINGS\86-DESIGN\86E-ELECTRICAL DESIGN\CONSTRUCTION DOCUMENTS\FA100 GROUND FLOOR FIRE ALARM PLAN - DEMOLITION.DWG 04/25/2023 13:03:22 SOPHIE ZHOU

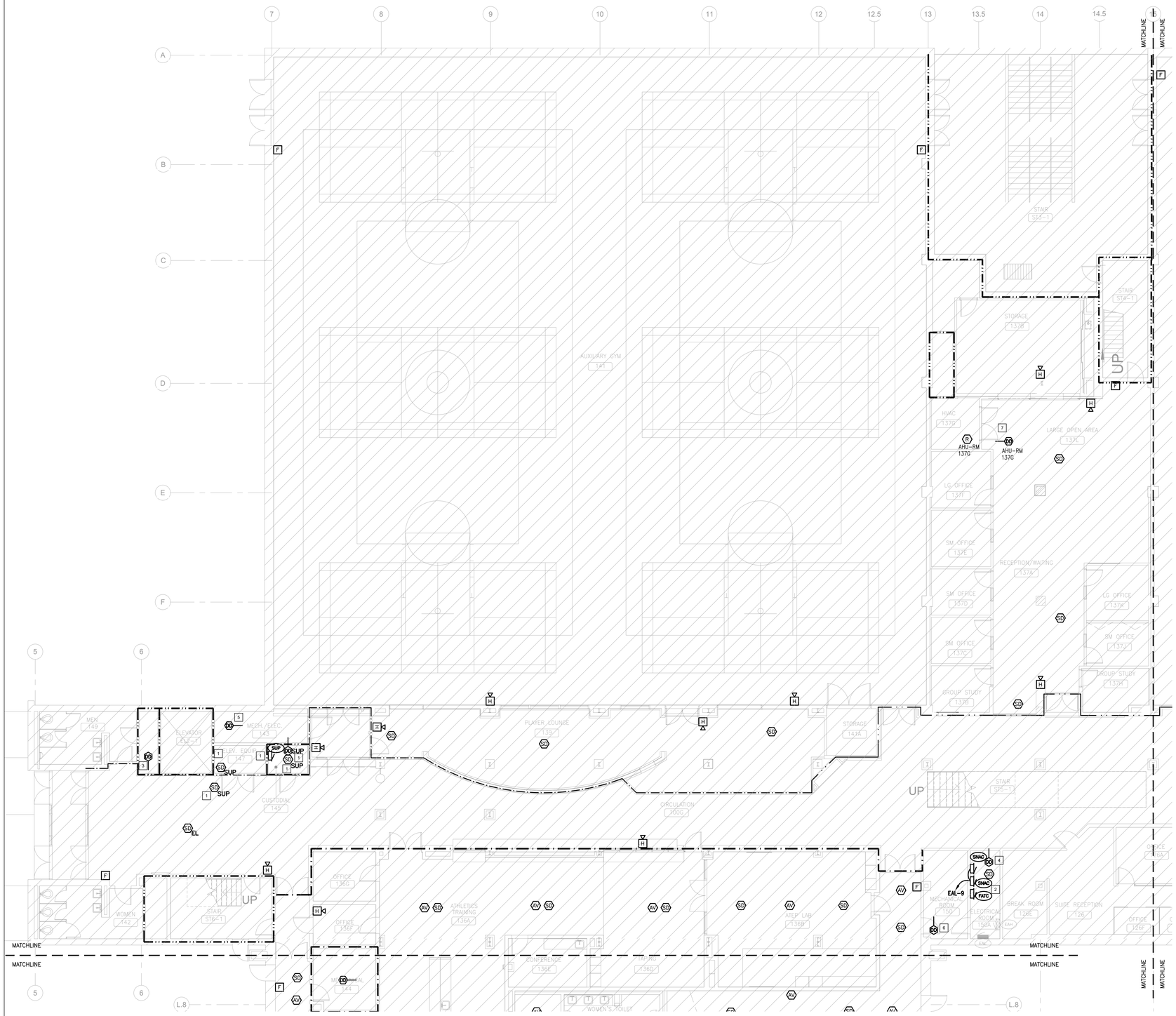


## GENERAL NOTES:

1. TEMPORARILY REMOVE AND SALVAGE EXISTING CEILING GRID AND TILES TO ACCOMODATE ELECTRICAL WORK. INSTALL NEW ELECTRICAL WORK. PROTECT EXISTING FIXTURES, FINISHES, EQUIPMENT, FURNISHING DURING REMOVAL. RE-INSTALL EXISTING CEILING GRID AND TILES. PATCH, CLEAN AND REPAIR ANY DAMAGE TO THE EXISTING SPACE.
2. ALL PENETRATIONS OF EXISTING FLOORS AND FIRE RATED WALL OR SMOKE PARTITIONS SHALL BE PATCHED & REPAIRED AS REQUIRED TO MAINTAIN THE EXISTING FIRE RATING OR SMOKE INFILTRATION INTEGRITY OF THE WALL. ALL SLEEVES, WIREWAYS, CABLE TRAYS, PIPES, DUCTWORK, ETC. SHALL BE FIRE SEALED TIGHT TO THE WALL OR FLOOR PENETRATIONS TO MAINTAIN THE REQUIRED CODE COMPLIANT FIRE RATING.
3. IN AREAS OF REMOVAL OF WALL AND CEILING MOUNTED DEVICES, CONTRACTOR SHALL REPAIR, PATCH AND CLEAN WALLS, WALL BASES, AND CEILING AS REQUIRED TO MATCH EXISTING FINISHES.

## # DEMOLITION KEYED NOTES:

1. DEMOLISH EXISTING ELEVATOR SUPPRESSION SYSTEM PANEL, DEVICES, SURGE PROTECTOR, AND ASSOCIATED ITEMS COMPLETELY THAT ARE NO LONGER REQUIRED FOR OPERATION OF SUPPRESSION SYSTEM UPON COMPLETION AND OPERATION OF NEW FIRE ALARM CONTROL PANEL AND ASSOCIATED DEVICES. SUPPRESSION SYSTEM TANKS, ACUTATORS, PIPING, MANUAL RELEASE AND SIMILAR COMPONENTS SHALL REMAIN. SEE FA111 FOR ADDITIONAL INFORMATION.
2. EXISTING NAC PANEL(S), AUXILIARY POWER SUPPLY(IES) FOR DOOR HOLDERS, AND 120V SPD(S). EXISTING EQUIPMENT SHALL BE RETURNED TO LIFE SAFETY AFTER DEMOLITION.
3. AH.4 – DEMOLISH DUCT DETECTOR FROM RETURN AIR DUCT AND ASSOCIATED COMPONENTS (RELAYS, RAILS, CONDUIT, CABLING, ETC.).
4. AH.5 – DEMOLISH DUCT DETECTOR FROM RETURN AIR DUCT AND ASSOCIATED COMPONENTS (RELAYS, RAILS, CONDUIT, CABLING, ETC.).
5. AH.7 – DEMOLISH DUCT DETECTOR FROM RETURN AIR DUCT AND ASSOCIATED COMPONENTS (RELAYS, RAILS, CONDUIT, CABLING, ETC.).
6. AH.35 – DEMOLISH DUCT DETECTOR FROM RETURN AIR DUCT AND ASSOCIATED COMPONENTS (RELAYS, RAILS, CONDUIT, CABLING, ETC.).
7. AHU-RM 137G – DEMOLISH DUCT DETECTOR FROM RETURN AIR DUCT AND ASSOCIATED COMPONENTS (RELAYS, RAILS, CONDUIT, CABLING, ETC.).

**FIRE RATED LEGEND**

- 1-HR FIRE BARRIER
- 1-HR FIRE PARTITION
- 2-HR FIRE BARRIER
- 3-HR FIRE BARRIER
- 4-HR FIRE BARRIER

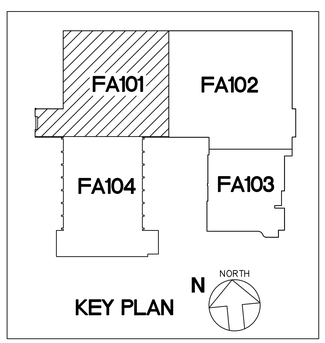


N NORTH 1 FA101 SCALE : 1/8" = 1'-0"

# FIRST FLOOR FIRE ALARM PLAN - DEMOLITION (1 OF 4)

| REV.NO. | DESCRIPTION | DATE |
|---|---|---|
| 0 | ISSUED FOR BID | 2023-04-28 |

REVISIONS

NORTH CAROLINA PROFESSIONAL ENGINEER SEAL 027326 4-14-23 ANDREW D. SIGMON

McKIM&CREED
Venture IV Building, Suite 500
1730 Varsity Drive
Raleigh, North Carolina 27606
Phone: (919) 233-8091, Fax: (919) 233-8031
NC License# F-1222
www.mckimcreed.com

UNC GREENSBORO
Find your way here

UNC GREENSBORO - COLEMAN BUILDING
FIRE ALARM UPGRADES
SCO ID NO: 17-18200-01A CODE: 41725 ITEM: 323

FIRST FLOOR FIRE ALARM PLAN - DEMOLITION (1 OF 4)

| | |
|---|---|
| PROJ. START DATE: | 2023.04.28 |
| MCE PROJ. # | 07144-0003 |
| DRAWN | SZ |
| DESIGNED | ADS |
| CHECKED | ADS |
| PROJ. MGR. | ADS |

SCALE
HORIZONTAL: N/A
VERTICAL: N/A

FA101
DRAWING NUMBER
REVISION

STATUS: ISSUED FOR BID

S:\07144 UNC GREENSBORO\0003\80-DRAWINGS\86-DESIGN\86E-ELECTRICAL DESIGN\CONSTRUCTION DOCUMENTS\FA102 FIRST FLOOR FIRE ALARM PLAN – DEMOLITION (2 OF 4).DWG 04/25/2023 13:03:29 SOPHIE ZHOU

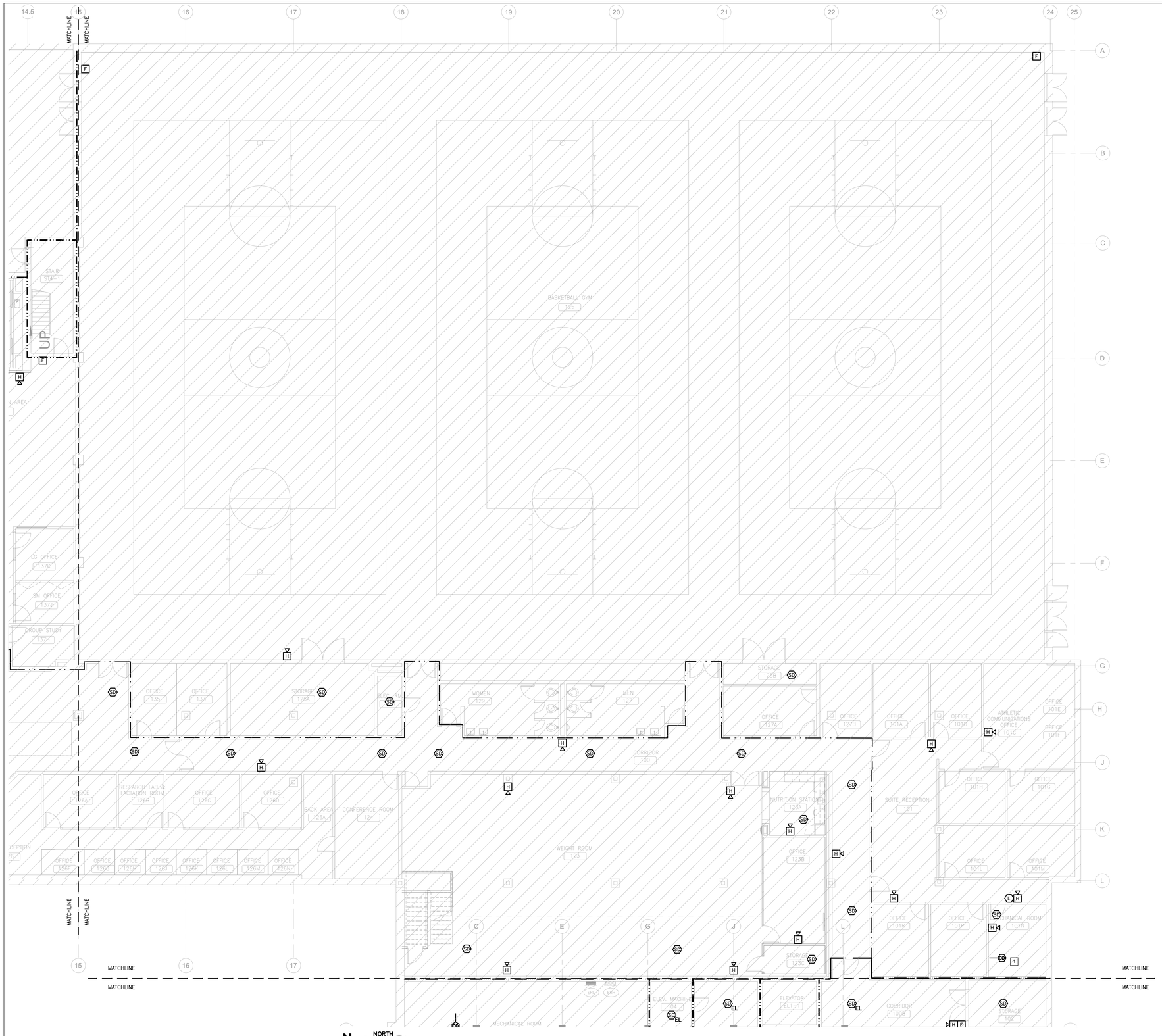


N NORTH

1 FA102 **FIRST FLOOR FIRE ALARM PLAN - DEMOLITION (2 OF 4)**

SCALE : 1/8" = 1'-0"

## GENERAL NOTES:

1. TEMPORARILY REMOVE AND SALVAGE EXISTING CEILING GRID AND TILES TO ACCOMODATE ELECTRICAL WORK. INSTALL NEW ELECTRICAL WORK. PROTECT EXISTING FIXTURES, FINISHES, EQUIPMENT, FURNISHING DURING REMOVAL. RE-INSTALL EXISTING CEILING GRID AND TILES. PATCH, CLEAN AND REPAIR ANY DAMAGE TO THE EXISTING SPACE.
2. ALL PENETRATIONS OF EXISTING FLOORS AND FIRE RATED WALL OR SMOKE PARTITIONS SHALL BE PATCHED & REPAIRED AS REQUIRED TO MAINTAIN THE EXISTING FIRE RATING OR SMOKE INFILTRATION INTEGRITY OF THE WALL. ALL SLEEVES, WIREWAYS, CABLE TRAYS, PIPES, DUCTWORK, ETC. SHALL BE FIRE SEALED TIGHT TO THE WALL OR FLOOR PENETRATIONS TO MAINTAIN THE REQUIRED CODE COMPLIANT FIRE RATING.
3. IN AREAS OF REMOVAL OF WALL AND CEILING MOUNTED DEVICES, CONTRACTOR SHALL REPAIR, PATCH AND CLEAN WALLS, WALL BASES, AND CEILING AS REQUIRED TO MATCH EXISTING FINISHES.

## # DEMOLITION KEYED NOTES:

1. AHU-2 – DEMOLISH DUCT DETECTOR FROM RETURN AIR DUCT AND ASSOCIATED COMPONENTS (RELAYS, RAILS, CONDUIT, CABLING, ETC.).

**FIRE RATED LEGEND**

- 1-HR FIRE BARRIER
- 1-HR FIRE PARTITION
- 2-HR FIRE BARRIER
- 3-HR FIRE BARRIER
- 4-HR FIRE BARRIER

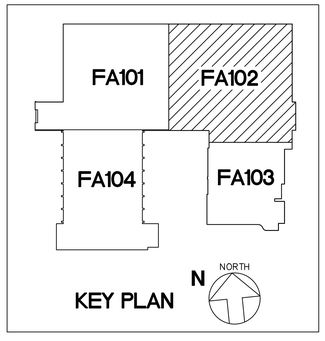


KEY PLAN

| REV.NO | DESCRIPTION | DATE |
|---|---|---|
| 0 | ISSUED FOR BID | 2023-04-28 |

REVISIONS

NORTH CAROLINA PROFESSIONAL ENGINEER SEAL 027328 ANDREW D. SIMKIN

McKIM&CREED
Venture IV Building, Suite 500
1730 Varsity Drive
Raleigh, North Carolina 27606
Phone: (919) 233-8091, Fax: (919) 233-8031
NC License# F-1222
www.mckimcreed.com

UNC GREENSBORO
Find your way here

UNC GREENSBORO - COLEMAN BUILDING
FIRE ALARM UPGRADES

SCO ID NO: 17-18200-01A CODE: 41725 ITEM: 323

FIRST FLOOR FIRE ALARM PLAN - DEMOLITION (2 OF 4)

| | |
|---|---|
| PROJ. START DATE: | 2023.04.28 |
| MCE PROJ. # | 07144-0003 |
| DRAWN | SZ |
| DESIGNED | ADS |
| CHECKED | ADS |
| PROJ. MGR. | ADS |

SCALE
HORIZONTAL: N/A
VERTICAL: N/A

FA102
DRAWING NUMBER
REVISION

STATUS: ISSUED FOR BID

S:\07144 UNC GREENSBORO\0003\80-DRAWINGS\86-DESIGN\86E-ELECTRICAL DESIGN\CONSTRUCTION DOCUMENTS\FA102 FIRST FLOOR FIRE ALARM PLAN - DEMOLITION (2 OF 4).DWG 04/25/2023 13:03:35 SOPHIE ZHOU

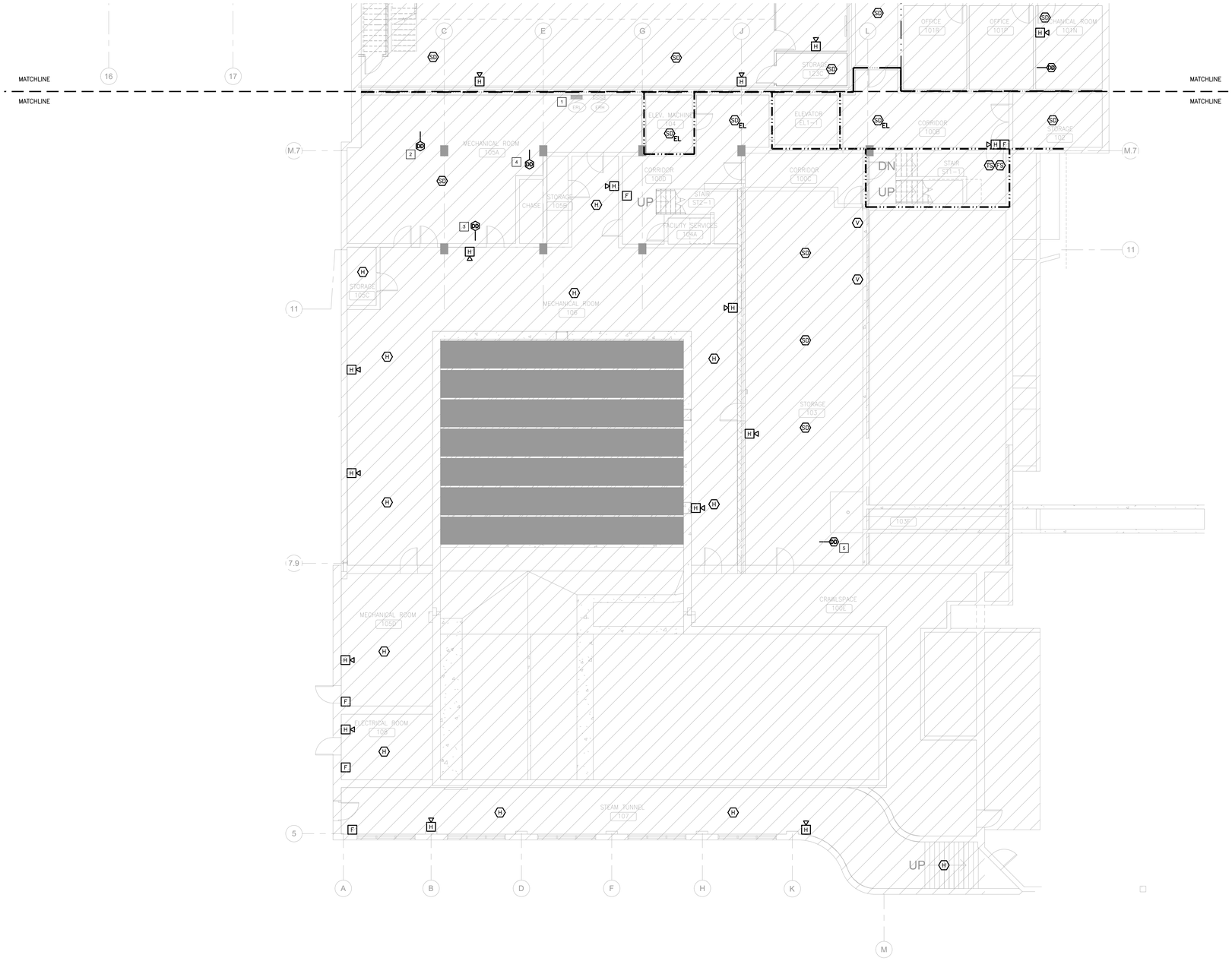


## GENERAL NOTES:

1. TEMPORARILY REMOVE AND SALVAGE EXISTING CEILING GRID AND TILES TO ACCOMODATE ELECTRICAL WORK. INSTALL NEW ELECTRICAL WORK. PROTECT EXISTING FIXTURES, FINISHES, EQUIPMENT, FURNISHING DURING REMOVAL. RE-INSTALL EXISTING CEILING GRID AND TILES. PATCH, CLEAN AND REPAIR ANY DAMAGE TO THE EXISTING SPACE.
2. ALL PENETRATIONS OF EXISTING FLOORS AND FIRE RATED WALL OR SMOKE PARTITIONS SHALL BE PATCHED & REPAIRED AS REQUIRED TO MAINTAIN THE EXISTING FIRE RATING OR SMOKE INFILTRATION INTEGRITY OF THE WALL. ALL SLEEVES, WIREWAYS, CABLE TRAYS, PIPES, DUCTWORK, ETC. SHALL BE FIRE SEALED TIGHT TO THE WALL OR FLOOR PENETRATIONS TO MAINTAIN THE REQUIRED CODE COMPLIANT FIRE RATING.
3. IN AREAS OF REMOVAL OF WALL AND CEILING MOUNTED DEVICES, CONTRACTOR SHALL REPAIR, PATCH AND CLEAN WALLS, WALL BASES, AND CEILING AS REQUIRED TO MATCH EXISTING FINISHES.

## # DEMOLITION KEYED NOTES:

1. EXISTING SPD SHALL BE RETURNED TO UNCG LIFE SAFETY AFTER DEMOLITION.
2. AH.8 – DEMOLISH DUCT DETECTOR FROM RETURN AIR DUCT AND ASSOCIATED COMPONENTS (RELAYS, RAILS, CONDUIT, CABLING, ETC.).
3. AH.9 – DEMOLISH DUCT DETECTOR FROM RETURN AIR DUCT AND ASSOCIATED COMPONENTS (RELAYS, RAILS, CONDUIT, CABLING, ETC.).
4. AH.10 – DEMOLISH DUCT DETECTOR FROM RETURN AIR DUCT AND ASSOCIATED COMPONENTS (RELAYS, RAILS, CONDUIT, CABLING, ETC.).
5. AH.36 – DEMOLISH DUCT DETECTOR FROM RETURN AIR DUCT AND ASSOCIATED COMPONENTS (RELAYS, RAILS, CONDUIT, CABLING, ETC.).

## FIRE RATED LEGEND

- 1-HR FIRE BARRIER
- 1-HR FIRE PARTITION
- 2-HR FIRE BARRIER
- 3-HR FIRE BARRIER
- 4-HR FIRE BARRIER

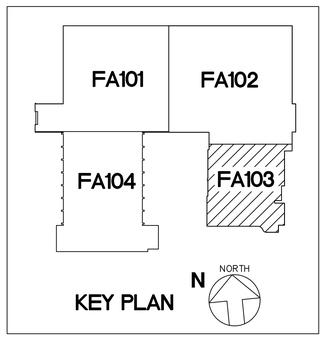


N NORTH 1 FA103 SCALE : 1/8" = 1'-0"

# FIRST FLOOR FIRE ALARM PLAN - DEMOLITION (3 OF 4)

| REV.NO. | DESCRIPTION | DATE |
|---|---|---|
| 0 | ISSUED FOR BID | 2023-04-28 |

REVISIONS

NORTH CAROLINA PROFESSIONAL ENGINEER SEAL 027326 4-25-23 ANDREW D. SIGMON

McKIM&CREED
Venture IV Building, Suite 500
1730 Varsity Drive
Raleigh, North Carolina 27606
Phone: (919) 233-8091, Fax: (919) 233-8031
NC License# F-1222
www.mckimcreed.com

UNC GREENSBORO
Find your way here

UNC GREENSBORO - COLEMAN BUILDING
FIRE ALARM UPGRADES
SCO ID NO: 17-18200-01A CODE: 41725 ITEM: 323

FIRST FLOOR FIRE ALARM PLAN - DEMOLITION (3 OF 4)

| | |
|---|---|
| PROJ. START DATE: | 2023.04.28 |
| MCE PROJ. # | 07144-0003 |
| DRAWN | SZ |
| DESIGNED | ADS |
| CHECKED | ADS |
| PROJ. MGR. | ADS |

SCALE
HORIZONTAL: N/A
VERTICAL: N/A

FA103
DRAWING NUMBER
REVISION

STATUS: ISSUED FOR BID

S:\07144 UNC GREENSBORO\0003\80-DRAWINGS\86-DESIGN\86E-ELECTRICAL DESIGN\CONSTRUCTION DOCUMENTS\FA102 FIRST FLOOR FIRE ALARM PLAN – DEMOLITION (2 OF 4).DWG 04/25/2023 13:03:40 SOPHIE ZHOU

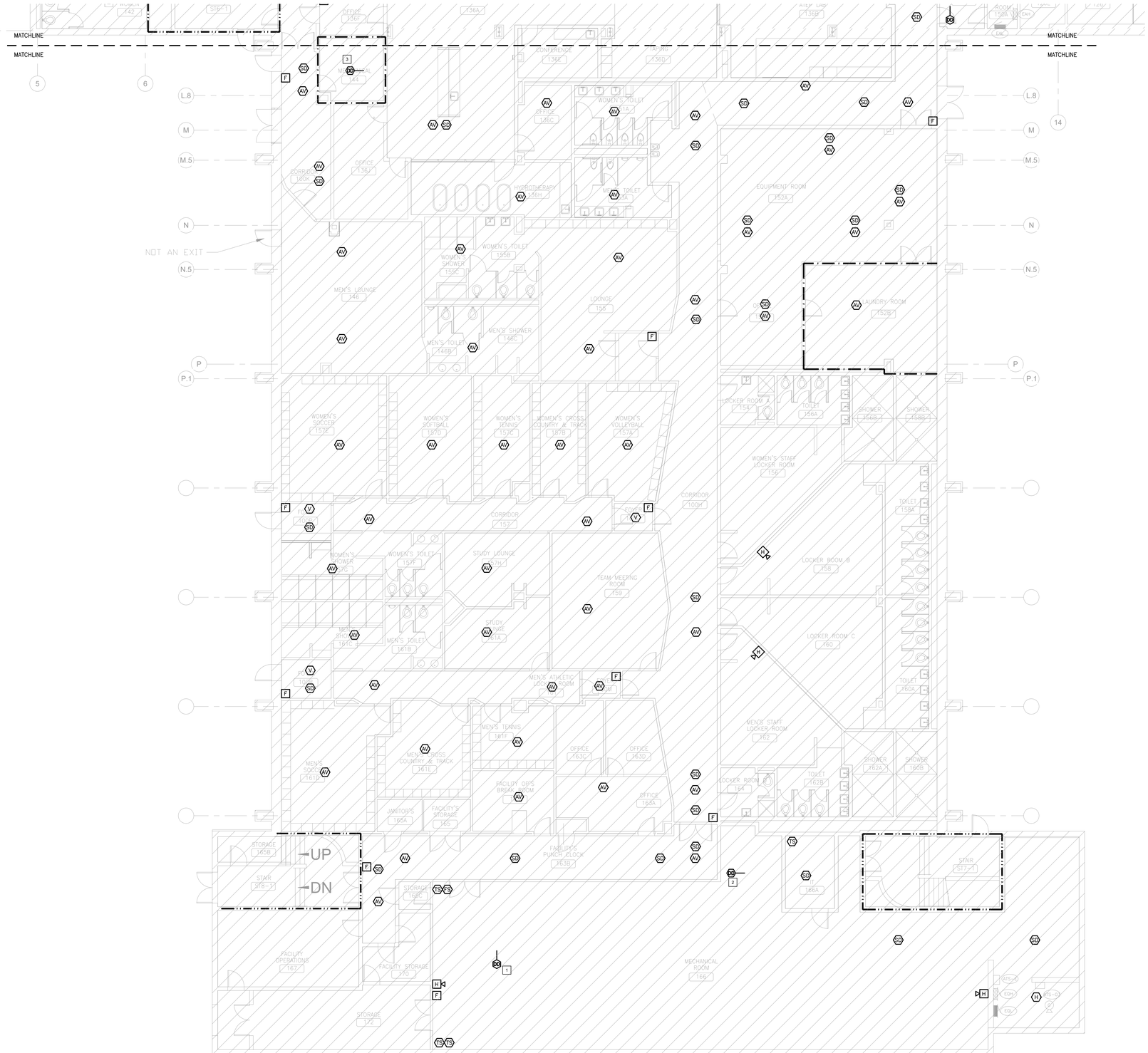


## GENERAL NOTES:

1. TEMPORARILY REMOVE AND SALVAGE EXISTING CEILING GRID AND TILES TO ACCOMODATE ELECTRICAL WORK. INSTALL NEW ELECTRICAL WORK. PROTECT EXISTING FIXTURES, FINISHES, EQUIPMENT, FURNISHING DURING REMOVAL. RE-INSTALL EXISTING CEILING GRID AND TILES. PATCH, CLEAN AND REPAIR ANY DAMAGE TO THE EXISTING SPACE.
2. ALL PENETRATIONS OF EXISTING FLOORS AND FIRE RATED WALL OR SMOKE PARTITIONS SHALL BE PATCHED & REPAIRED AS REQUIRED TO MAINTAIN THE EXISTING FIRE RATING OR SMOKE INFILTRATION INTEGRITY OF THE WALL. ALL SLEEVES, WIREWAYS, CABLE TRAYS, PIPES, DUCTWORK, ETC. SHALL BE FIRE SEALED TIGHT TO THE WALL OR FLOOR PENETRATIONS TO MAINTAIN THE REQUIRED CODE COMPLIANT FIRE RATING.
3. IN AREAS OF REMOVAL OF WALL AND CEILING MOUNTED DEVICES, CONTRACTOR SHALL REPAIR, PATCH AND CLEAN WALLS, WALL BASES, AND CEILING AS REQUIRED TO MATCH EXISTING FINISHES.

## # DEMOLITION KEYED NOTES:

1. AH.1 – DEMOLISH DUCT DETECTOR FROM RETURN AIR DUCT AND ASSOCIATED COMPONENTS (RELAYS, RAILS, CONDUIT, CABLING, ETC.).
2. AH.3 – DEMOLISH DUCT DETECTOR FROM RETURN AIR DUCT AND ASSOCIATED COMPONENTS (RELAYS, RAILS, CONDUIT, CABLING, ETC.).
3. AH.6 – DEMOLISH DUCT DETECTOR FROM RETURN AIR DUCT AND ASSOCIATED COMPONENTS (RELAYS, RAILS, CONDUIT, CABLING, ETC.).

## FIRE RATED LEGEND

- 1-HR FIRE BARRIER
- 1-HR FIRE PARTITION
- 2-HR FIRE BARRIER
- 3-HR FIRE BARRIER
- 4-HR FIRE BARRIER

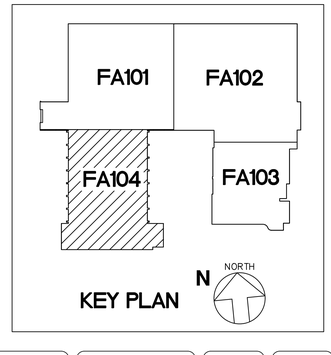


N NORTH 1 FA104

## FIRST FLOOR FIRE ALARM PLAN - DEMOLITION (4 OF 4)

SCALE : 1/8" = 1'-0"

| REV.NO. | DESCRIPTION | DATE |
|---|---|---|
| 0 | ISSUED FOR BID | 2023-04-28 |

REVISIONS

NORTH CAROLINA PROFESSIONAL ENGINEER SEAL 027328 4-25-23 ANDREW D. SLOAN

McKIM&CREED
Venture IV Building, Suite 500
1730 Varsity Drive
Raleigh, North Carolina 27606
Phone: (919) 233-8091, Fax: (919) 233-8031
NC License# F-1222
www.mckimcreed.com

UNC GREENSBORO
Find your way here

UNC GREENSBORO - COLEMAN BUILDING
FIRE ALARM UPGRADES

SCO ID NO: 17-18200-01A CODE: 41725 ITEM: 323

FIRST FLOOR FIRE ALARM PLAN - DEMOLITION (4 OF 4)

| | |
|---|---|
| PROJ. START DATE: | 2023.04.28 |
| MCE PROJ. # | 07144-0003 |
| DRAWN | SZ |
| DESIGNED | ADS |
| CHECKED | ADS |
| PROJ. MGR. | ADS |

SCALE
HORIZONTAL: N/A
VERTICAL: N/A

FA104
DRAWING NUMBER
REVISION

STATUS: ISSUED FOR BID

S:\07144 UNC GREENSBORO\0003\80-DRAWINGS\86-DESIGN\86E-ELECTRICAL DESIGN\CONSTRUCTION DOCUMENTS\FA102 FIRST FLOOR FIRE ALARM PLAN – DEMOLITION (2 OF 4).DWG 04/25/2023 13:03:45 SOPHIE ZHOU

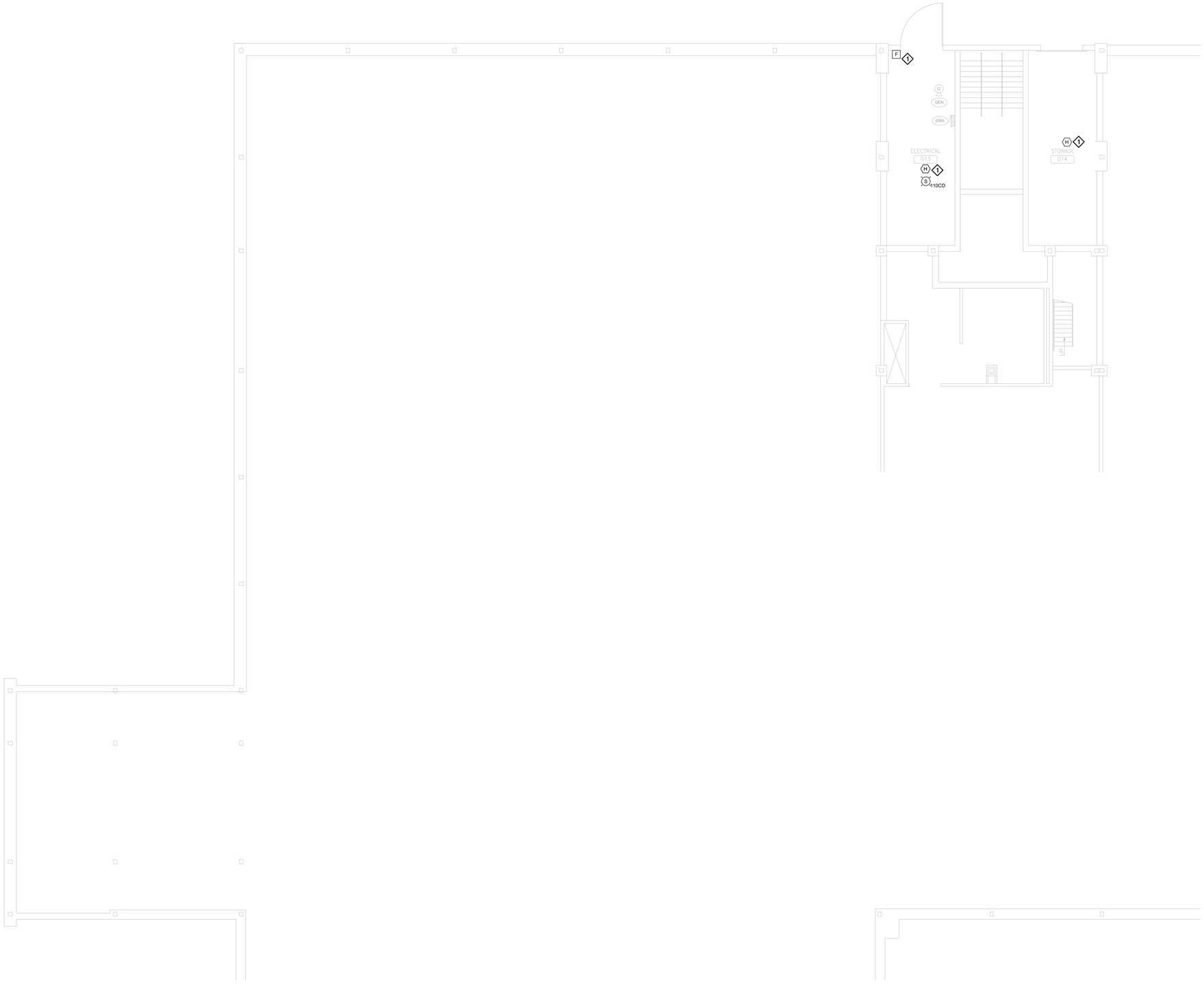


## GENERAL NOTES:

1. TEMPORARILY REMOVE AND SALVAGE EXISTING CEILING GRID AND TILES TO ACCOMODATE ELECTRICAL WORK. INSTALL NEW ELECTRICAL WORK. PROTECT EXISTING FIXTURES, FINISHES, EQUIPMENT, FURNISHING DURING REMOVAL. RE-INSTALL EXISTING CEILING GRID AND TILES. PATCH, CLEAN AND REPAIR ANY DAMAGE TO THE EXISTING SPACE.
2. ALL PENETRATIONS OF EXISTING FLOORS AND FIRE RATED WALL OR SMOKE PARTITIONS SHALL BE PATCHED & REPAIRED AS REQUIRED TO MAINTAIN THE EXISTING FIRE RATING OR SMOKE INFILTRATION INTEGRITY OF THE WALL. ALL SLEEVES, WIREWAYS, CABLE TRAYS, PIPES, DUCTWORK, ETC. SHALL BE FIRE SEALED TIGHT TO THE WALL OR FLOOR PENETRATIONS TO MAINTAIN THE REQUIRED CODE COMPLIANT FIRE RATING.
3. IN AREAS OF REMOVAL OF WALL AND CEILING MOUNTED DEVICES, CONTRACTOR SHALL REPAIR, PATCH AND CLEAN WALLS, WALL BASES, AND CEILING AS REQUIRED TO MATCH EXISTING FINISHES.
4. ALL CONDUITS, RACEWAYS, AND BOXES (UNLESS SPECIFICALLY NOTED OTHERWISE) SHALL BE PRE-PAINTED AND SUBSEQUENTLY TOUCHED-UP AS NECESSARY TO MATCH THE COLOR OF THE SURFACE IT IS ATTACHED. THIS INCLUDES INTERIOR AND EXTERIOR LOCATIONS. PAINT SHALL BE IDENTIFIED FOR INTENDED USE (INTERIOR/EXTERIOR). CONTRACTOR SHALL CONFIRM COLORS WITH OWNER PRIOR TO INSTALLATION. EXPOSED CONDUITS IN MECHANICAL AND ATTIC SPACES WILL NOT REQUIRE ADDITIONAL PAINTING OTHER THAN AS ADDRESSED IN THE SPECIFICATION REQUIREMENTS. (TYPICAL)
5. SMOKE DETECTORS SHALL BE PROVIDED TO COMPLY WITH THE LATEST NFPA 72 – 2013 REQUIREMENTS INCLUDING: MINIMUM OF 3'-0" BETWEEN DEVICE AND HVAC DIFFUSERS/REGISTER; MINIMUM OF 6'-0" TO FIXED COOKING APPLIANCES; MINIMUM OF 3'-0" TO TIP OF FAN BLADE.
6. SPEAKER WATTAGES ARE ¼ WATT UNLESS NOTED OTHERWISE.
7. DRAWINGS INCLUDE CEILING TYPES AND HEIGHTS FOR THE MAJORITY OF THE SPACES. NOTIFICATION DEVICES SHALL BE INSTALLED TO MEET NFPA 72 REQUIREMENTS FOR COVERAGE.
8. UNLESS SPECIFICALLY NOTED OTHERWISE, THE INTENT IS FOR ALL CONDUIT TO BE CONCEALED IN FINISHED SPACES. CONTRACTOR SHALL PROVIDE ACCESS PANELS AS NECESSARY TO FACILITATE INSTALLATION IN HARD CEILINGS. CONTRACTOR SHALL REPAIR ALL AREAS TO MATCH EXISTING FINISHES.
9. WHILE THE INTENT IS FOR FIRE ALARM RACEWAY TO BE CONCEALED, IN APPROVED LOCATIONS WHERE SURFACE MOUNTING IS REQUIRED, BOXES SHALL BE FINISHED OR DEVICES SHALL INCLUDE FACTORY SKIRTS FOR CLEAN FINISHED INSTALLATION.
10. JANITOR'S ROOMS SHALL HAVE HEAT DETECTORS LOCATED AS FAR FROM SINK AS POSSIBLE WHILE COMPLYING WITH NFPA 72 INSTALLATION REQUIREMENTS.
11. CONTRACTOR SHALL PROVIDE ELECTRICAL CIRCUIT(S) FROM EXISTING EMERGENCY PANELS ("EQL" IN MECHANICAL 166, "EAL" IN MECHANICAL ROOM 150A, AND "ERL" IN MECHANICAL ROOM 105A). FOR FA/MNS PANEL(S), SNAC PANELS, DISTRIBUTION AMPLIFIERS, PRINTER (INCLUDING RECEPTACLE) AS REQUIRED INCLUDING, BUT NOT LIMITED TO, CIRCUIT BREAKER(S) (20A, 1-POLE), CONDUIT, WIRING, ETC. PROVIDE BREAKER LOCK(S) FOR CIRCUIT(S) FEEDING FIRE ALARM EQUIPMENT. PROVIDE BREAKER LOCK (SPACE AGE ELECTRONICS ELOCK-FA KIT OR ENGINEER APPROVED EQUIVALENT). NOTE: ALL FIRE ALARM EQUIPMENT LOCATIONS ARE NOT SHOWN ON THE DRAWINGS. CONTRACTOR SHALL INCLUDE ALL NECESSARY EMERGENCY CIRCUITING AS PART OF THE BASE BID.

## NEW WORK NOTES:

1. PROVIDE CONVENTIONAL DEVICES IN ELECTRICAL 013 AND STORAGE 014 WITH SEPARATE MONITOR MODULES FOR EACH SPACE. MONITOR MODULES SHALL BE LOCATED IN AIR CONDITIONED SPACE ON FIRST FLOOR. PROVIDE DUCT SEAL AT BOTH ENDS OF CONDUIT(S) SERVING THESE SPACES TO PREVENT CONDENSATION.

## RISK ANALYSIS

THE OWNER WILL PROVIDE A RISK ANALYSIS. A RISK ANALYSIS WAS PERFORMED FOR UNCG HOUSING RESIDENCE LIFE FACILITIES FOR A RECENT DORM FIRE ALARM UPGRADE. AT UNCG, THE UNIVERSITY POLICE DEPARTMENT HAS RESPONSE AUTHORITY FOR ALL EMERGENCIES. UNCG UTILIZES A REMOTE MONITORING

STATION/SYSTEM ADMINISTERED BY THE UNIVERSITY POLICE DEPARTMENT, WHICH PROVIDES 24 HOUR CONTINUOUS MONITORING IN ACCORDANCE WITH NFPA 72 PROPRIETARY SUPERVISING STATION SERVICE. IN ADDITION, THE UNIVERSITY CREATED "THE UNIVERSITY OF NORTH CAROLINA AT GREENSBORO EMERGENCY OPERATIONS PLAN" IN 2009.THE PLAN IS UPDATED REGULARLY AND THE LATEST REVISION WAS PUBLISHED APRIL 2015 (BASED ON THE INFORMATION WE CURRENTLY HAVE ON FILE). THE PLAN INCLUDES A UNIVERSITY GENERATED ASSESSMENT AND RESPONSE PROTOCOL FOR EMERGENCIES AND DISASTERS ON CAMPUS INCLUDING THE USE OF THE CAMPUS MASS NOTIFICATION SYSTEMS. BASED ON THE RISK ANALYSIS RESULTS, THE PATHWAYS ARE DESIGNED TO MEET PATHWAY SURVIVABILITY LEVEL 1 (PER NFPA 72 12.4.2) WHICH CONSISTS OF PATHWAYS IN BUILDINGS THAT ARE FULLY PROTECTED BY AN AUTOMATIC SPRINKLER SYSTEM IN ACCORDANCE WITH NFPA 13, STANDARD FOR THE INSTALLATION OF SPRINKLER SYSTEMS, WITH ANY INTERCONNECTING CONDUCTORS, CABLES, OR OTHER PHYSICAL PATHWAYS INSTALLED IN METAL RACEWAYS. THIS IS CONSISTENT WITH OTHER SIMILAR INSTALLATIONS ON CAMPUS. EXAMPLES OF SYSTEMS TYPICALLY REQUIRING A HIGHER LEVEL (2 OR 3) PATHWAY SURVIVABILITY INCLUDE SYSTEMS EMPLOYING RELOCATION OR PARTIAL EVACUATION. THESE CRITERIA DO NOT APPLY TO THE COLEMAN BUILDING.

## FIRE RATED LEGEND

- 1-HR FIRE BARRIER
- 1-HR FIRE PARTITION
- 2-HR FIRE BARRIER
- 3-HR FIRE BARRIER
- 4-HR FIRE BARRIER

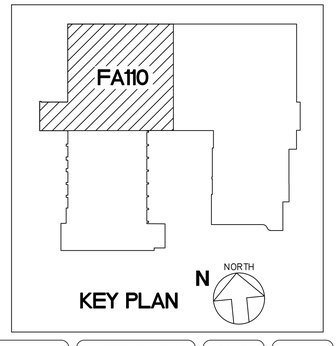


KEY PLAN

N NORTH 1 FA110

## GROUND FLOOR FIRE ALARM PLAN - NEW WORK

SCALE : 1/8" = 1'-0"

| REV.NO. | DESCRIPTION | DATE |
|---|---|---|
| 0 | ISSUED FOR BID | 2023-04-28 |

REVISIONS

NORTH CAROLINA PROFESSIONAL ENGINEER SEAL 027528 4-25-23 ANDREW D. SIGMON

McKIM&CREED
Venture IV Building, Suite 500
1730 Varsity Drive
Raleigh, North Carolina 27606
Phone: (919) 233-8091, Fax: (919) 233-8031
NC License# F-1222
www.mckimcreed.com

UNC GREENSBORO
Find your way here

UNC GREENSBORO - COLEMAN BUILDING
FIRE ALARM UPGRADES

SCO ID NO: 17-18200-01A CODE: 41725 ITEM: 323

GROUND FLOOR FIRE ALARM PLAN
- NEW WORK

| | |
|---|---|
| PROJ. START DATE: | 2023.04.28 |
| MCE PROJ. # | 07144-0003 |
| DRAWN | SZ |
| DESIGNED | ADS |
| CHECKED | ADS |
| PROJ. MGR. | ADS |

SCALE
HORIZONTAL: N/A
VERTICAL: N/A

FA110
DRAWING NUMBER
REVISION

STATUS: ISSUED FOR BID

S:\07144 UNC GREENSBORO\0003\80-DRAWINGS\86-DESIGN\86E-ELECTRICAL DESIGN\CONSTRUCTION DOCUMENTS\FA110 GROUND FLOOR FIRE ALARM PLAN - NEW WORK.DWG 04/25/2023 13:03:53 SOPHIE ZHOU

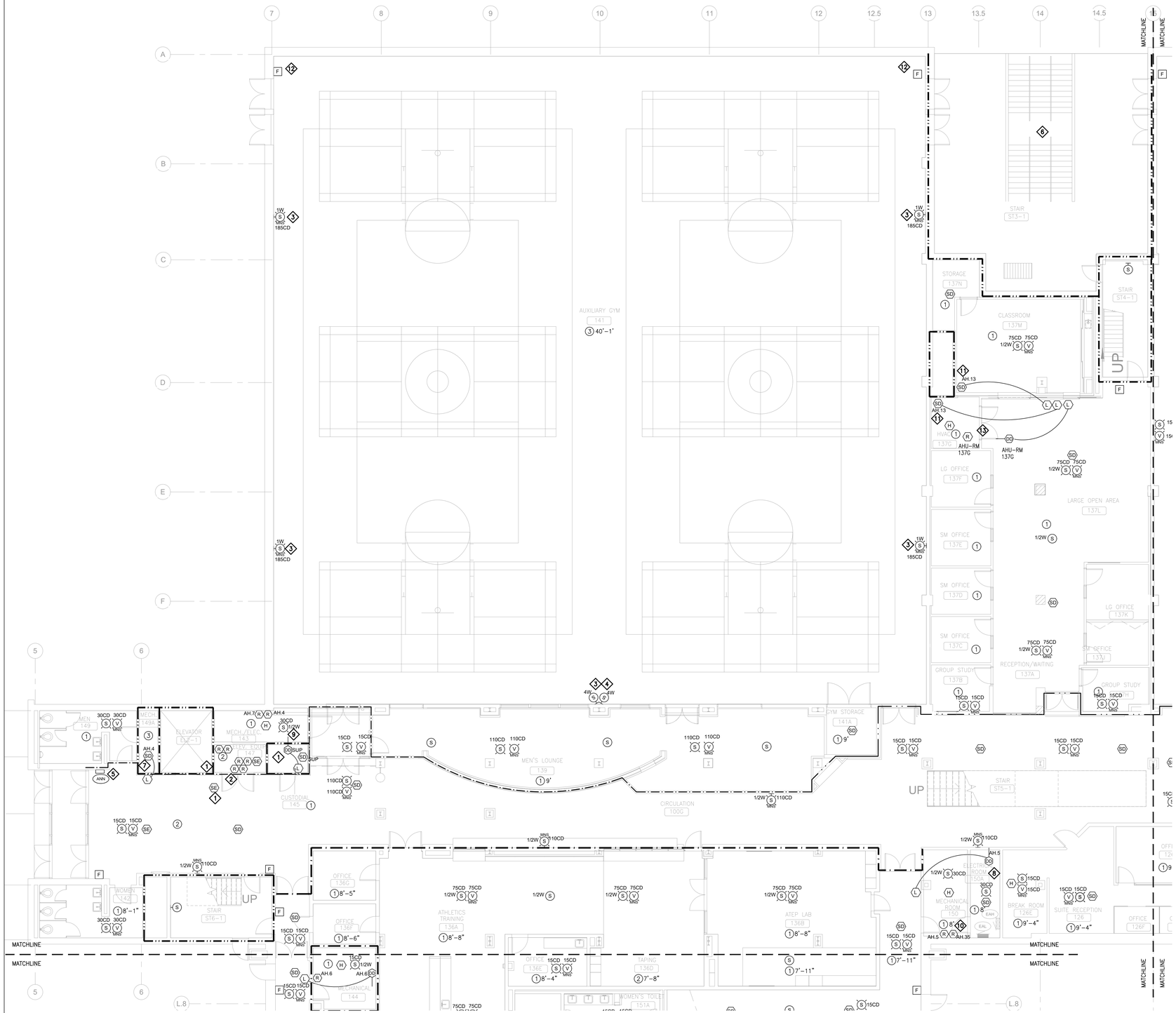


## GENERAL NOTES:

1. TEMPORARILY REMOVE AND SALVAGE EXISTING CEILING GRID AND TILES TO ACCOMODATE ELECTRICAL WORK. INSTALL NEW ELECTRICAL WORK. PROTECT EXISTING FIXTURES, FINISHES, EQUIPMENT, FURNISHING DURING REMOVAL. RE-INSTALL EXISTING CEILING GRID AND TILES. PATCH, CLEAN AND REPAIR ANY DAMAGE TO THE EXISTING SPACE.
2. ALL PENETRATIONS OF EXISTING FLOORS AND FIRE RATED WALL OR SMOKE PARTITIONS SHALL BE PATCHED & REPAIRED AS REQUIRED TO MAINTAIN THE EXISTING FIRE RATING OR SMOKE INFILTRATION INTEGRITY OF THE WALL. ALL SLEEVES, WIREWAYS, CABLE TRAYS, PIPES, DUCTWORK, ETC. SHALL BE FIRE SEALED TIGHT TO THE WALL OR FLOOR PENETRATIONS TO MAINTAIN THE REQUIRED CODE COMPLIANT FIRE RATING.
3. IN AREAS OF REMOVAL OF WALL AND CEILING MOUNTED DEVICES, CONTRACTOR SHALL REPAIR, PATCH AND CLEAN WALLS, WALL BASES, AND CEILING AS REQUIRED TO MATCH EXISTING FINISHES.
4. ALL CONDUITS, RACEWAYS, AND BOXES (UNLESS SPECIFICALLY NOTED OTHERWISE) SHALL BE PRE-PAINTED AND SUBSEQUENTLY TOUCHED-UP AS NECESSARY TO MATCH THE COLOR OF THE SURFACE IT IS ATTACHED. THIS INCLUDES INTERIOR AND EXTERIOR LOCATIONS. PAINT SHALL BE IDENTIFIED FOR INTENDED USE (INTERIOR/EXTERIOR). CONTRACTOR SHALL CONFIRM COLORS WITH OWNER PRIOR TO INSTALLATION. EXPOSED CONDUITS IN MECHANICAL AND ATTIC SPACES WILL NOT REQUIRE ADDITIONAL PAINTING OTHER THAN AS ADDRESSED IN THE SPECIFICATION REQUIREMENTS. (TYPICAL)
5. SMOKE DETECTORS SHALL BE PROVIDED TO COMPLY WITH THE LATEST NFPA 72 – 2013 REQUIREMENTS INCLUDING: MINIMUM OF 3'-0" BETWEEN DEVICE AND HVAC DIFFUSERS/REGISTER; MINIMUM OF 6'-0" TO FIXED COOKING APPLIANCES; MINIMUM OF 3'-0" TO TIP OF FAN BLADE.
6. SPEAKER WATTAGES ARE ¼ WATT UNLESS NOTED OTHERWISE.
7. DRAWINGS INCLUDE CEILING TYPES AND HEIGHTS FOR THE MAJORITY OF THE SPACES. NOTIFICATION DEVICES SHALL BE INSTALLED TO MEET NFPA 72 REQUIREMENTS FOR COVERAGE.
8. UNLESS SPECIFICALLY NOTED OTHERWISE, THE INTENT IS FOR ALL CONDUIT TO BE CONCEALED IN FINISHED SPACES. CONTRACTOR SHALL PROVIDE ACCESS PANELS AS NECESSARY TO FACILITATE INSTALLATION IN HARD CEILINGS. CONTRACTOR SHALL REPAIR ALL AREAS TO MATCH EXISTING FINISHES.
9. WHILE THE INTENT IS FOR FIRE ALARM RACEWAY TO BE CONCEALED, IN APPROVED LOCATIONS WHERE SURFACE MOUNTING IS REQUIRED, BOXES SHALL BE FINISHED OR DEVICES SHALL INCLUDE FACTORY SKIRTS FOR CLEAN FINISHED INSTALLATION.
10. JANITOR'S ROOMS SHALL HAVE HEAT DETECTORS LOCATED AS FAR FROM SINK AS POSSIBLE WHILE COMPLYING WITH NFPA 72 INSTALLATION REQUIREMENTS.
11. CONTRACTOR SHALL PROVIDE ELECTRICAL CIRCUIT(S) FROM EXISTING EMERGENCY PANELS ('EQL' IN MECHANICAL 166, 'EAL' IN MECHANICAL ROOM 150A, AND 'ERL' IN MECHANICAL ROOM 105A). FOR FA/MNS PANEL(S), SNAC PANELS, DISTRIBUTION AMPLIFIERS, PRINTER (INCLUDING RECEPTACLE) AS REQUIRED INCLUDING, BUT NOT LIMITED TO, CIRCUIT BREAKER(S) (20A, 1-POLE), CONDUIT, WIRING, ETC. PROVIDE BREAKER LOCK(S) FOR CIRCUIT(S) FEEDING FIRE ALARM EQUIPMENT. PROVIDE BREAKER LOCK (SPACE AGE ELECTRONICS ELOCK-FA KIT OR ENGINEER APPROVED EQUIVALENT). NOTE: ALL FIRE ALARM EQUIPMENT LOCATIONS ARE NOT SHOWN ON THE DRAWINGS. CONTRACTOR SHALL INCLUDE ALL NECESSARY EMERGENCY CIRCUITING AS PART OF THE BASE BID.

## NEW WORK NOTES:

1. EXISTING DRY CHEMICAL FIRE SUPPRESSION SYSTEM (TANK, ACTUATORS, ETC.) FOR THE ELEVATOR EQUIPMENT ROOM 147 SHALL BE CONTROLLED BY NEW FIRE ALARM PANEL THAT SHALL BE COMPATIBLE AND LISTED FOR RELEASING FUNCTIONANALITY WITH THE EXISTING SYSTEM (KIDDE MODEL IND-21). NEW DETECTION DEVICES SHALL INCLUDE DETECTOR IN ELEVATOR EQUIPMENT ROOM 147, DUCT DETECTOR IN CUSTODIAL 145, DETECTORS IN ASSOCIATED ELEVATOR LOBBIES ON FLOORS 1, 2, AND 3, AND ANY ADDITIONAL DEVICES REQUIRED FOR DETECTION FOR SUPPRESSION SYSTEM. PROVIDE MONITOR MODULE TO MONITOR SUPPRESSION TANK AND CONTROL RELAY FOR RELEASING. IN ADDITION, PROVIDE ALL NECESSARY DEVICES REQUIRED FOR NEW FIRE ALARM CONTROL PANEL TO PROVIDE DETECTION AND RELEASING FUNCTIONALITY FOR ELEVATOR SUPPRESSION. SYSTEM SHALL BE PROGRAMMED TO OPERATE WITH THE SAME PARAMETERS/MATRIX AS THE EXISTING SUPPRESSION SYSTEM PANEL.
2. PROVIDE ELEVATOR RELAYS FOR PRIMARY ELEVATOR RECALL, ALTERNATE ELEVATOR RECALL, ELEVATOR FIRE HAT, AND ELEVATOR SHUNT TRIP (FUTURE). COORDINATE WITH ELEVATOR MANUFACTURER SERVICE GROUP/CONTRACTOR.
3. PROVIDE WIRE GUARDS FOR ALL FIRE ALARM DEVICES IN GYM AREA. SIZE AND COLOR SHALL MATCH DEVICE.
4. SPEAKER(S) SHALL BE EDWARDS TCPA-10 MEDIUM POWER SPEAKER (HYPERSPIKE SERIES) OR ENGINEERED APPROVED EQUIVALENT (NOTIFIER OR SIMPLEX) THAT MEETS THE SAME PERFORMANCE STANDARDS. MOUNT AT 18'-0" AFF.
5. PROVIDE FIRE ALARM ANNUNCIATOR NEAR ENTRANCE TO BUILDING. COORDINATE LOCATION WITH OWNER.
6. EXTERIOR AREA – NO CEILING.
7. AH.4 – PROVIDE DUCT DETECTOR IN RETURN AIR DUCT UPSTREAM OF FILTERS, OUTDOOR AIR, AND EXHAUST AIR CONNECTIONS SIMILAR TO LOCATION OF EXISTING DUCT DETECTOR. ACCESS PANEL NOT REQUIRED AS CURRENTLY INSTALLED. WHILE UNIT CFM IS LESS THAN 2000, WE SHALL MAINTAIN DETECTION IN RETURN TO NOT DECREASE COVERAGE. UNIT SERVES THREE (3) FLOORS. ROOM/SPACE IS UTILIZED AS PLENUM FOR AH.4.
8. AH.5 – PROVIDE DUCT DETECTOR IN RETURN AIR DUCT UPSTREAM OF FILTERS, OUTDOOR AIR, AND EXHAUST AIR CONNECTIONS SIMILAR TO LOCATION OF EXISTING DUCT DETECTOR. PROVIDE 12"X12" ACCESS PANEL. SEE SPECIFICATIONS FOR ADDITIONAL DETAILS.
9. AH.7 IS LESS THAN 2000 CFM; THEREFORE, NO SMOKE DETECTION IS REQUIRED. PROVIDE AHU SHUTDOWN RELAY WITHIN THREE (3) FEET OF CONTROLLER.
10. AH.35 IS LESS THAN 2000 CFM; THEREFORE, NO SMOKE DETECTION IS REQUIRED. PROVIDE AHU SHUTDOWN RELAY WITHIN THREE (3) FEET OF CONTROLLER.
11. AH.13 SERVES FOUR (4) FLOORS – PROVIDE PHOTOELECTRIC SMOKE DETECTOR AT RETURN AIR SYSTEM OPENING ABOVE CEILING UPSTREAM OF FILTERS, OUTDOOR AIR, AND EXHAUST AIR CONNECTIONS FOR FIRST FLOOR RETURN. DETECTOR SHALL BE INSTALLED 12' OR LESS FROM THE OPENING AND CENTERED IN OPENING WHILE STILL PROVIDING ACCESS TO FIRE DAMPER. PROVIDE REMOTE LED (REMOTE TEST SWITCH NOT REQUIRED) IN LOCATION SHOWN. ROOM/SPACE IS UTILIZED AS PLENUM FOR AH.13. AH.13 IS LOCATED IN MECHANICAL ROOM 237G.
12. PROVIDE STI STOPPER II (OR APPROVED EQUIVALENT) PROTECTIVE POLYCARBONATE COVER WITHOUT HORN FOR PULL STATIONS.
13. AHU-RM 137G SERVES SUITE 137 – PROVIDE DUCT DETECTOR IN RETURN AIR DUCT UPSTREAM OF FILTERS, OUTDOOR AIR, AND EXHAUST AIR CONNECTIONS SIMILAR TO LOCATION OF EXISTING DUCT DETECTOR. PROVIDE 12"x12" ACCESS PANEL. SEE SPECIFICATIONS FOR ADDITIONAL DETAILS.

### FIRE RATED LEGEND

- 1-HR FIRE BARRIER
- 1-HR FIRE PARTITION
- 2-HR FIRE BARRIER
- 3-HR FIRE BARRIER
- 4-HR FIRE BARRIER

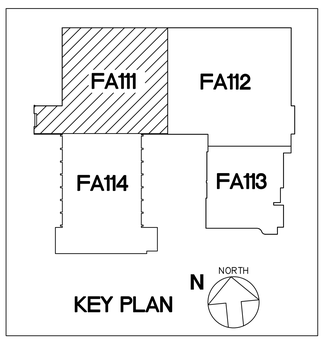


KEY PLAN

### CEILING LEGEND

1. ACT
2. GYPBOARD
3. OPEN CEILING
4. HARD DECORATIVE
5. INTERLOCKING TILES

N NORTH

1 / FA111 **FIRST FLOOR FIRE ALARM PLAN - NEW WORK (1 OF 4)**

SCALE : 1/8" = 1'-0"

| REV.NO. | DESCRIPTION | DATE |
|---|---|---|
| 0 | ISSUED FOR BID | 2023-04-28 |

REVISIONS

NORTH CAROLINA PROFESSIONAL SEAL 027328 ENGINEER ANDREW D. SIGMON 4-25-23

McKIM&CREED
Venture IV Building, Suite 500
1730 Varsity Drive
Raleigh, North Carolina 27606
Phone: (919) 233-8091, Fax: (919) 233-8031
NC License# F-1222
www.mckimcreed.com

UNC GREENSBORO
Find your way here

UNC GREENSBORO - COLEMAN BUILDING
FIRE ALARM UPGRADES

SCO ID NO: 17-18200-01A CODE: 41725 ITEM: 323

FIRST FLOOR FIRE ALARM PLAN -
NEW WORK (1 OF 4)

| | |
|---|---|
| PROJ. START DATE: | 2023.04.28 |
| MCE PROJ. # | 07144-0003 |
| DRAWN | SZ |
| DESIGNED | ADS |
| CHECKED | ADS |
| PROJ. MGR. | ADS |

SCALE
HORIZONTAL: N/A
VERTICAL: N/A

FA111
DRAWING NUMBER

REVISION

STATUS: ISSUED FOR BID

S:\07144 UNC GREENSBORO\0003\80-DRAWINGS\86-DESIGN\86E-ELECTRICAL DESIGN\CONSTRUCTION DOCUMENTS\FA112 FIRST FLOOR FIRE ALARM PLAN – NEW WORK (2 OF 4).DWG 04/25/2023 13:04:01 SOPHIE ZHOU




## GENERAL NOTES:

1. TEMPORARILY REMOVE AND SALVAGE EXISTING CEILING GRID AND TILES TO ACCOMODATE ELECTRICAL WORK. INSTALL NEW ELECTRICAL WORK. PROTECT EXISTING FIXTURES, FINISHES, EQUIPMENT, FURNISHING DURING REMOVAL. RE-INSTALL EXISTING CEILING GRID AND TILES. PATCH, CLEAN AND REPAIR ANY DAMAGE TO THE EXISTING SPACE.
2. ALL PENETRATIONS OF EXISTING FLOORS AND FIRE RATED WALL OR SMOKE PARTITIONS SHALL BE PATCHED & REPAIRED AS REQUIRED TO MAINTAIN THE EXISTING FIRE RATING OR SMOKE INFILTRATION INTEGRITY OF THE WALL. ALL SLEEVES, WIREWAYS, CABLE TRAYS, PIPES, DUCTWORK, ETC. SHALL BE FIRE SEALED TIGHT TO THE WALL OR FLOOR PENETRATIONS TO MAINTAIN THE REQUIRED CODE COMPLIANT FIRE RATING.
3. IN AREAS OF REMOVAL OF WALL AND CEILING MOUNTED DEVICES, CONTRACTOR SHALL REPAIR, PATCH AND CLEAN WALLS, WALL BASES, AND CEILING AS REQUIRED TO MATCH EXISTING FINISHES.
4. ALL CONDUITS, RACEWAYS, AND BOXES (UNLESS SPECIFICALLY NOTED OTHERWISE) SHALL BE PRE-PAINTED AND SUBSEQUENTLY TOUCHED-UP AS NECESSARY TO MATCH THE COLOR OF THE SURFACE IT IS ATTACHED. THIS INCLUDES INTERIOR AND EXTERIOR LOCATIONS. PAINT SHALL BE IDENTIFIED FOR INTENDED USE (INTERIOR/EXTERIOR). CONTRACTOR SHALL CONFIRM COLORS WITH OWNER PRIOR TO INSTALLATION. EXPOSED CONDUITS IN MECHANICAL AND ATTIC SPACES WILL NOT REQUIRE ADDITIONAL PAINTING OTHER THAN AS ADDRESSED IN THE SPECIFICATION REQUIREMENTS. (TYPICAL)
5. SMOKE DETECTORS SHALL BE PROVIDED TO COMPLY WITH THE LATEST NFPA 72 – 2013 REQUIREMENTS INCLUDING: MINIMUM OF 3'-0" BETWEEN DEVICE AND HVAC DIFFUSERS/REGISTER; MINIMUM OF 6'-0" TO FIXED COOKING APPLIANCES; MINIMUM OF 3'-0" TO TIP OF FAN BLADE.
6. SPEAKER WATTAGES ARE ¼ WATT UNLESS NOTED OTHERWISE.
7. DRAWINGS INCLUDE CEILING TYPES AND HEIGHTS FOR THE MAJORITY OF THE SPACES. NOTIFICATION DEVICES SHALL BE INSTALLED TO MEET NFPA 72 REQUIREMENTS FOR COVERAGE.
8. UNLESS SPECIFICALLY NOTED OTHERWISE, THE INTENT IS FOR ALL CONDUIT TO BE CONCEALED IN FINISHED SPACES. CONTRACTOR SHALL PROVIDE ACCESS PANELS AS NECESSARY TO FACILITATE INSTALLATION IN HARD CEILINGS. CONTRACTOR SHALL REPAIR ALL AREAS TO MATCH EXISTING FINISHES.
9. WHILE THE INTENT IS FOR FIRE ALARM RACEWAY TO BE CONCEALED, IN APPROVED LOCATIONS WHERE SURFACE MOUNTING IS REQUIRED, BOXES SHALL BE FINISHED OR DEVICES SHALL INCLUDE FACTORY SKIRTS FOR CLEAN FINISHED INSTALLATION.
10. JANITOR'S ROOMS SHALL HAVE HEAT DETECTORS LOCATED AS FAR FROM SINK AS POSSIBLE WHILE COMPLYING WITH NFPA 72 INSTALLATION REQUIREMENTS.
11. CONTRACTOR SHALL PROVIDE ELECTRICAL CIRCUIT(S) FROM EXISTING EMERGENCY PANELS ("EQL" IN MECHANICAL 166, "EAL" IN MECHANICAL ROOM 150A, AND "ERL" IN MECHANICAL ROOM 105A). FOR FA/MNS PANEL(S), SNAC PANELS, DISTRIBUTION AMPLIFIERS, PRINTER (INCLUDING RECEPTACLE) AS REQUIRED INCLUDING, BUT NOT LIMITED TO, CIRCUIT BREAKER(S) (20A, 1-POLE), CONDUIT, WIRING, ETC. PROVIDE BREAKER LOCK(S) FOR CIRCUIT(S) FEEDING FIRE ALARM EQUIPMENT. PROVIDE BREAKER LOCK (SPACE AGE ELECTRONICS ELOCK-FA KIT OR ENGINEER APPROVED EQUIVALENT). NOTE: ALL FIRE ALARM EQUIPMENT LOCATIONS ARE NOT SHOWN ON THE DRAWINGS. CONTRACTOR SHALL INCLUDE ALL NECESSARY EMERGENCY CIRCUITING AS PART OF THE BASE BID.

## NEW WORK NOTES:

1. PROVIDE WIRE GUARDS FOR ALL FIRE ALARM DEVICES IN GYM AREA. SIZE AND COLOR SHALL MATCH DEVICE.
2. SPEAKER(S) SHALL BE EDWARDS TCPA-10 MEDIUM POWER SPEAKER (HYPERSPIKE SERIES) OR ENGINEERED APPROVED EQUIVALENT THAT MEETS THE SAME PERFORMANCE STANDARDS. MOUNT AT 18"-0" AFF.
3. PROVIDE CONTROL RELAY TO SHUT DOWN AUDIO IN CASE OF FIRE ALARM. COORDINATE LOCATION WITH OWNER.
4. NOT USED.
5. AHU-2 – PROVIDE DUCT DETECTOR IN RETURN AIR DUCT UPSTREAM OF FILTERS, OUTDOOR AIR, AND EXHAUST AIR CONNECTIONS SIMILAR TO LOCATION OF EXISTING DUCT DETECTOR. PROVIDE 12"X12" ACCESS PANEL. SEE SPECIFICATIONS FOR ADDITIONAL DETAILS.
6. PROVIDE STI STOPPER II (OR APPROVED EQUIVALENT) PROTECTIVE POLYCARBONATE COVER WITHOUT HORN FOR PULL STATIONS.

| FIRE RATED LEGEND |
|---|
| 1-HR FIRE BARRIER |
| 1-HR FIRE PARTITION |
| 2-HR FIRE BARRIER |
| 3-HR FIRE BARRIER |
| 4-HR FIRE BARRIER |

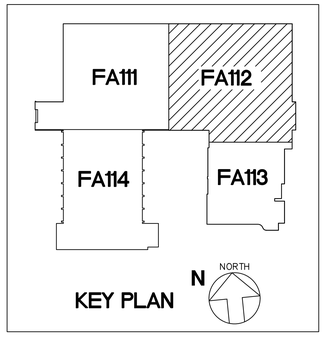


| CEILING LEGEND |
|---|
| 1 ACT |
| 2 GYPBOARD |
| 3 OPEN CEILING |
| 4 HARD DECORATIVE |
| 5 INTERLOCKING TILES |

N NORTH 1 FA112 **FIRST FLOOR FIRE ALARM PLAN - NEW WORK (2 OF 4)**
SCALE : 1/8" = 1'-0"

| REV.NO | DESCRIPTION | DATE |
|---|---|---|
| 0 | ISSUED FOR BID | 2023-04-28 |

REVISIONS

NORTH CAROLINA PROFESSIONAL ENGINEER SEAL 027328 ANDREW D. SIMMON 04-25-23

McKIM&CREED
Venture IV Building, Suite 500
1730 Varsity Drive
Raleigh, North Carolina 27606
Phone: (919) 233-8091, Fax: (919) 233-8031
NC License# F-1222
www.mckimcreed.com

UNC GREENSBORO
Find your way here

UNC GREENSBORO - COLEMAN BUILDING
FIRE ALARM UPGRADES
SCO ID NO: 17-18200-01A CODE: 41725 ITEM: 323

FIRST FLOOR FIRE ALARM PLAN -
NEW WORK (2 OF 4)

| | |
|---|---|
| PROJ. START DATE: | 2023.04.28 |
| MCE PROJ. # | 07144-0003 |
| DRAWN | SZ |
| DESIGNED | ADS |
| CHECKED | ADS |
| PROJ. MGR. | ADS |

SCALE
HORIZONTAL: N/A
VERTICAL: N/A

FA112
DRAWING NUMBER
REVISION

STATUS: ISSUED FOR BID

S:\07144 UNC GREENSBORO\0003\80-DRAWINGS\86-DESIGN\86E-ELECTRICAL DESIGN\CONSTRUCTION DOCUMENTS\FA112 FIRST FLOOR FIRE ALARM PLAN – NEW WORK (2 OF 4).DWG 04/25/2023 13:04:05 SOPHIE ZHOU

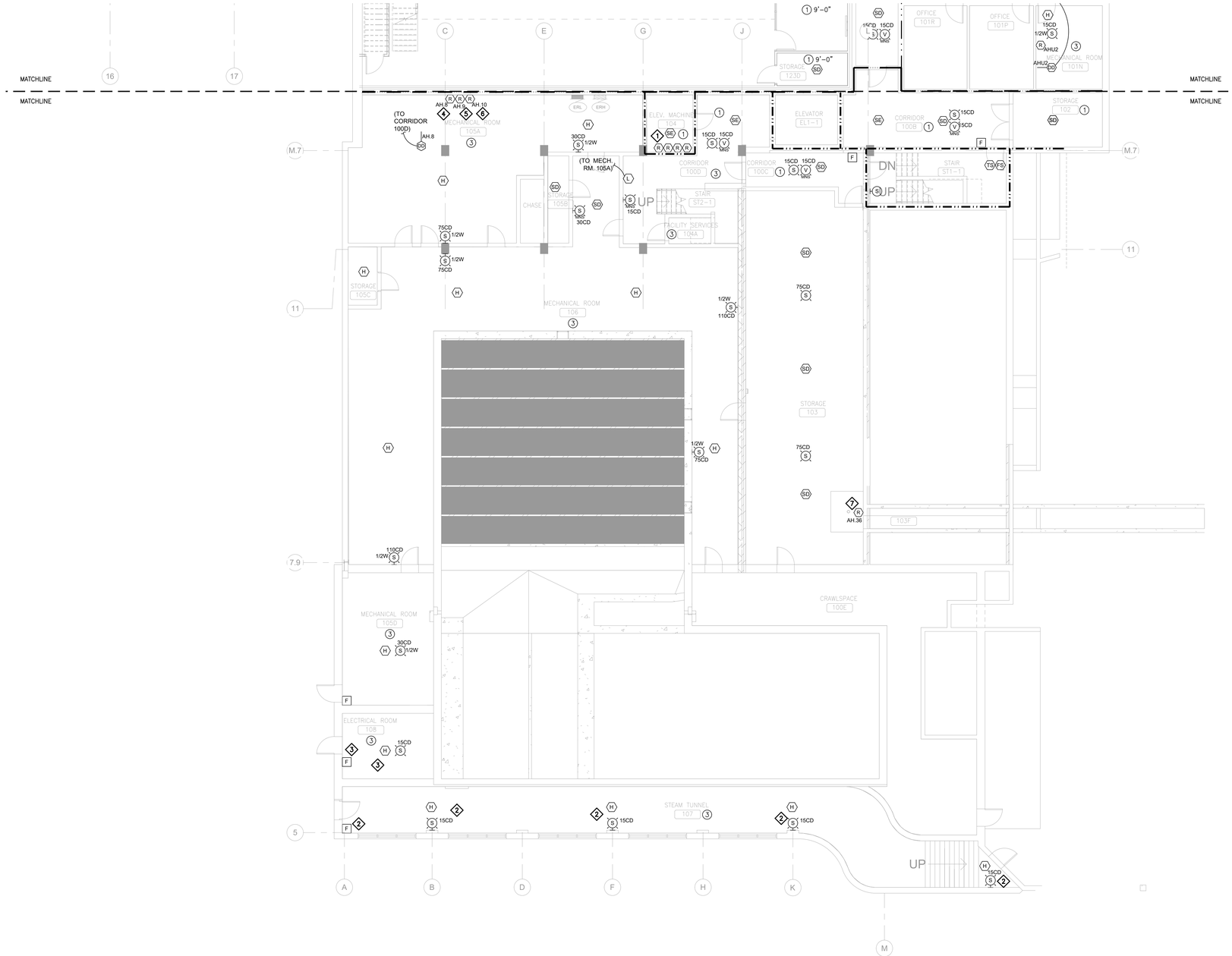


## GENERAL NOTES:

1. TEMPORARILY REMOVE AND SALVAGE EXISTING CEILING GRID AND TILES TO ACCOMODATE ELECTRICAL WORK. INSTALL NEW ELECTRICAL WORK. PROTECT EXISTING FIXTURES, FINISHES, EQUIPMENT, FURNISHING DURING REMOVAL. RE-INSTALL EXISTING CEILING GRID AND TILES. PATCH, CLEAN AND REPAIR ANY DAMAGE TO THE EXISTING SPACE.
2. ALL PENETRATIONS OF EXISTING FLOORS AND FIRE RATED WALL OR SMOKE PARTITIONS SHALL BE PATCHED & REPAIRED AS REQUIRED TO MAINTAIN THE EXISTING FIRE RATING OR SMOKE INFILTRATION INTEGRITY OF THE WALL. ALL SLEEVES, WIREWAYS, CABLE TRAYS, PIPES, DUCTWORK, ETC. SHALL BE FIRE SEALED TIGHT TO THE WALL OR FLOOR PENETRATIONS TO MAINTAIN THE REQUIRED CODE COMPLIANT FIRE RATING.
3. IN AREAS OF REMOVAL OF WALL AND CEILING MOUNTED DEVICES, CONTRACTOR SHALL REPAIR, PATCH AND CLEAN WALLS, WALL BASES, AND CEILING AS REQUIRED TO MATCH EXISTING FINISHES.
4. ALL CONDUITS, RACEWAYS, AND BOXES (UNLESS SPECIFICALLY NOTED OTHERWISE) SHALL BE PRE-PAINTED AND SUBSEQUENTLY TOUCHED-UP AS NECESSARY TO MATCH THE COLOR OF THE SURFACE IT IS ATTACHED. THIS INCLUDES INTERIOR AND EXTERIOR LOCATIONS. PAINT SHALL BE IDENTIFIED FOR INTENDED USE (INTERIOR/EXTERIOR). CONTRACTOR SHALL CONFIRM COLORS WITH OWNER PRIOR TO INSTALLATION. EXPOSED CONDUITS IN MECHANICAL AND ATTIC SPACES WILL NOT REQUIRE ADDITIONAL PAINTING OTHER THAN AS ADDRESSED IN THE SPECIFICATION REQUIREMENTS. (TYPICAL)
5. SMOKE DETECTORS SHALL BE PROVIDED TO COMPLY WITH THE LATEST NFPA 72 – 2013 REQUIREMENTS INCLUDING: MINIMUM OF 3'-0" BETWEEN DEVICE AND HVAC DIFFUSERS/REGISTER; MINIMUM OF 6'-0" TO FIXED COOKING APPLIANCES; MINIMUM OF 3'-0" TO TIP OF FAN BLADE.
6. SPEAKER WATTAGES ARE ¼ WATT UNLESS NOTED OTHERWISE.
7. DRAWINGS INCLUDE CEILING TYPES AND HEIGHTS FOR THE MAJORITY OF THE SPACES. NOTIFICATION DEVICES SHALL BE INSTALLED TO MEET NFPA 72 REQUIREMENTS FOR COVERAGE.
8. UNLESS SPECIFICALLY NOTED OTHERWISE, THE INTENT IS FOR ALL CONDUIT TO BE CONCEALED IN FINISHED SPACES. CONTRACTOR SHALL PROVIDE ACCESS PANELS AS NECESSARY TO FACILITATE INSTALLATION IN HARD CEILINGS. CONTRACTOR SHALL REPAIR ALL AREAS TO MATCH EXISTING FINISHES.
9. WHILE THE INTENT IS FOR FIRE ALARM RACEWAY TO BE CONCEALED, IN APPROVED LOCATIONS WHERE SURFACE MOUNTING IS REQUIRED, BOXES SHALL BE FINISHED OR DEVICES SHALL INCLUDE FACTORY SKIRTS FOR CLEAN FINISHED INSTALLATION.
10. JANITOR'S ROOMS SHALL HAVE HEAT DETECTORS LOCATED AS FAR FROM SINK AS POSSIBLE WHILE COMPLYING WITH NFPA 72 INSTALLATION REQUIREMENTS.
11. CONTRACTOR SHALL PROVIDE ELECTRICAL CIRCUIT(S) FROM EXISTING EMERGENCY PANELS ("EQL" IN MECHANICAL 166, "EAL" IN MECHANICAL ROOM 150A, AND "ERL" IN MECHANICAL ROOM 105A). FOR FA/MNS PANEL(S), SNAC PANELS, DISTRIBUTION AMPLIFIERS, PRINTER (INCLUDING RECEPTACLE) AS REQUIRED INCLUDING, BUT NOT LIMITED TO, CIRCUIT BREAKER(S) (20A, 1-POLE), CONDUIT, WIRING, ETC. PROVIDE BREAKER LOCK(S) FOR CIRCUIT(S) FEEDING FIRE ALARM EQUIPMENT. PROVIDE BREAKER LOCK (SPACE AGE ELECTRONICS ELOCK-FA KIT OR ENGINEER APPROVED EQUIVALENT). NOTE: ALL FIRE ALARM EQUIPMENT LOCATIONS ARE NOT SHOWN ON THE DRAWINGS. CONTRACTOR SHALL INCLUDE ALL NECESSARY EMERGENCY CIRCUITING AS PART OF THE BASE BID.

## NEW WORK NOTES:

1. PROVIDE ELEVATOR RELAYS FOR PRIMARY ELEVATOR RECALL, SECONDARY ELEVATOR RECALL, ELEVATOR FIRE HAT, AND ELEVATOR SHUNT TRIP (FUTURE). COORDINATE WITH ELEVATOR MANUFACTURER SERVICE GROUP/CONTRACTOR.
2. PROVIDE CONVENTIONAL DEVICES IN STEAM TUNNEL WITH SEPARATE MONITOR MODULE FOR EACH SPACE. MONITOR MODULE SHALL BE LOCATED IN AIR CONDITIONED SPACE ON FIRST FLOOR NEAR TUNNEL ENTRANCE. PROVIDE DUCT SEAL AT BOTH ENDS OF CONDUIT(S) SERVING THE SPACE TO PREVENT CONDENSATION.
3. PROVIDE CONVENTIONAL DEVICES IN ELECTRICAL ROOM WITH SEPARATE MONITOR MODULE FOR EACH SPACE. MONITOR MODULE SHALL BE LOCATED IN AIR CONDITIONED SPACE ON FIRST FLOOR NEAR TUNNEL ENTRANCE. PROVIDE DUCT SEAL AT BOTH ENDS OF CONDUIT(S) SERVING THE SPACE TO PREVENT CONDENSATION.
4. AH.8 – PROVIDE DUCT DETECTOR IN RETURN AIR DUCT UPSTREAM OF FILTERS, OUTDOOR AIR, AND EXHAUST AIR CONNECTIONS SIMILAR TO LOCATION OF EXISTING DUCT DETECTOR. PROVIDE 12"X12" ACCESS PANEL. SEE SPECIFICATIONS FOR ADDITIONAL DETAILS.
5. AH.9 IS LESS THAN 2000 CFM; THEREFORE, NO SMOKE DETECTION IS REQUIRED. PROVIDE AHU SHUTDOWN RELAY WITHIN THREE (3) FEET OF CONTROLLER.
6. AH.10 IS LESS THAN 2000 CFM; THEREFORE, NO SMOKE DETECTION IS REQUIRED. PROVIDE AHU SHUTDOWN RELAY WITHIN THREE (3) FEET OF CONTROLLER.
7. AH.36 IS LESS THAN 2000 CFM; THEREFORE, NO SMOKE DETECTION IS REQUIRED. PROVIDE AHU SHUTDOWN RELAY WITHIN THREE (3) FEET OF CONTROLLER.

### FIRE RATED LEGEND

- 1-HR FIRE BARRIER
- 1-HR FIRE PARTITION
- 2-HR FIRE BARRIER
- 3-HR FIRE BARRIER
- 4-HR FIRE BARRIER

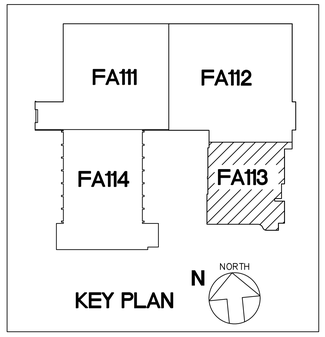


### CEILING LEGEND

1. ACT
2. GYPBOARD
3. OPEN CEILING
4. HARD DECORATIVE
5. INTERLOCKING TILES

N NORTH

1 FA113 **FIRST FLOOR FIRE ALARM PLAN - NEW WORK (3 OF 4)**

SCALE : 1/8" = 1'-0"

| REV.NO | DESCRIPTION | DATE |
|---|---|---|
| 0 | ISSUED FOR BID | 2023-04-28 |

REVISIONS

NORTH CAROLINA PROFESSIONAL ENGINEER SEAL 027328 ANDREW D. SIMON 04-25-23


McKIM&CREED
Venture IV Building, Suite 500
1730 Varsity Drive
Raleigh, North Carolina 27606
Phone: (919) 233-8091, Fax: (919) 233-8031
NC License# F-1222
www.mckimcreed.com


UNC GREENSBORO
Find your way here

UNC GREENSBORO - COLEMAN BUILDING
FIRE ALARM UPGRADES

SCO ID NO: 17-18200-01A CODE: 41725 ITEM: 323

FIRST FLOOR FIRE ALARM PLAN -
NEW WORK (3 OF 4)

| | |
|---|---|
| PROJ. START DATE: | 2023.04.28 |
| MCE PROJ. # | 07144-0003 |
| DRAWN | SZ |
| DESIGNED | ADS |
| CHECKED | ADS |
| PROJ. MGR. | ADS |

SCALE
HORIZONTAL: N/A
VERTICAL: N/A

FA113
DRAWING NUMBER
REVISION

STATUS: ISSUED FOR BID

S:\07144 UNC GREENSBORO\0003\80-DRAWINGS\86-DESIGN\86E-ELECTRICAL DESIGN\CONSTRUCTION DOCUMENTS\FA112 FIRST FLOOR FIRE ALARM PLAN – NEW WORK (2 OF 4).DWG 04/25/2023 13:04:10 SOPHIE ZHOU

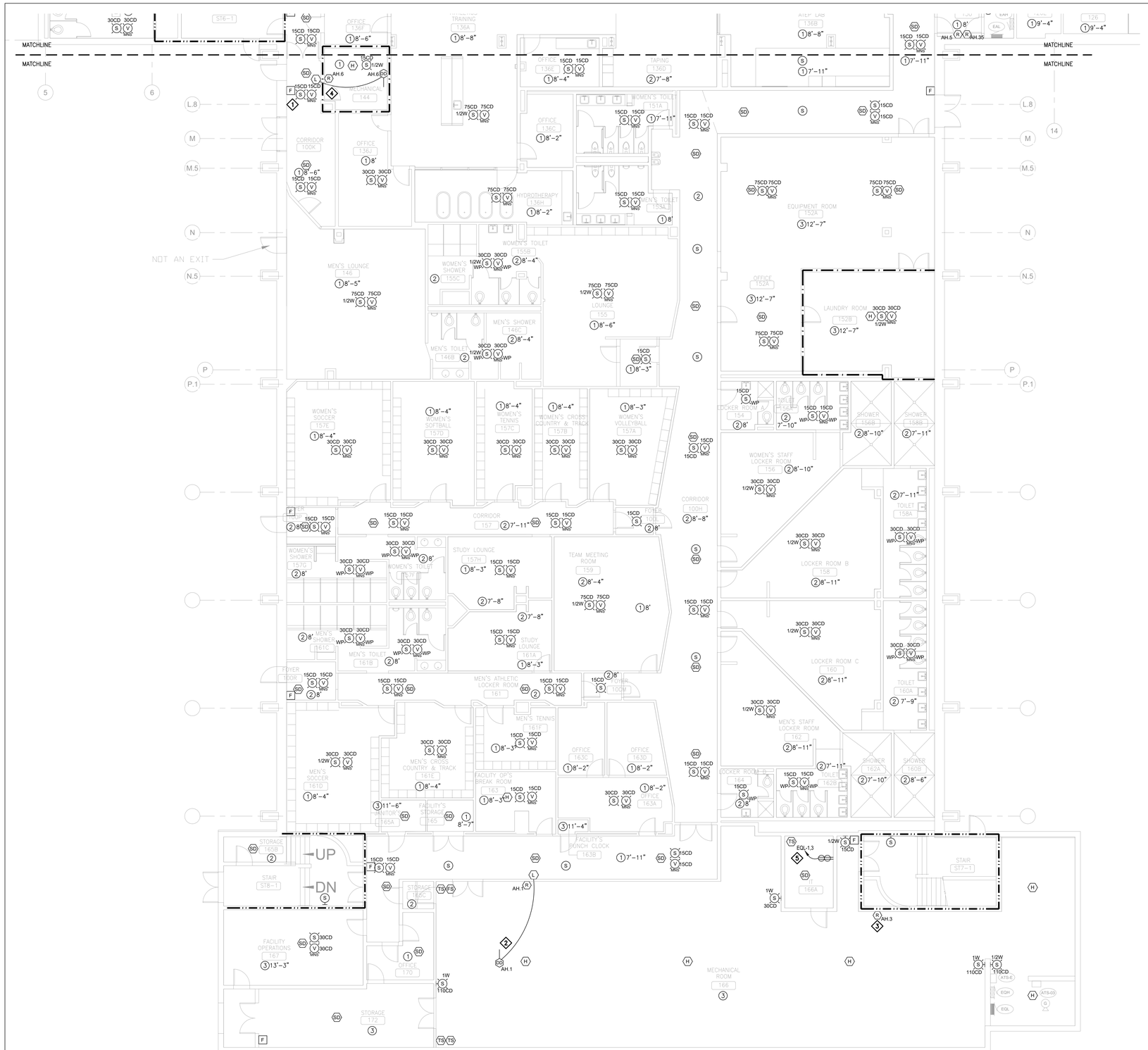


## GENERAL NOTES:

1. TEMPORARILY REMOVE AND SALVAGE EXISTING CEILING GRID AND TILES TO ACCOMODATE ELECTRICAL WORK. INSTALL NEW ELECTRICAL WORK. PROTECT EXISTING FIXTURES, FINISHES, EQUIPMENT, FURNISHING DURING REMOVAL. RE-INSTALL EXISTING CEILING GRID AND TILES. PATCH, CLEAN AND REPAIR ANY DAMAGE TO THE EXISTING SPACE.
2. ALL PENETRATIONS OF EXISTING FLOORS AND FIRE RATED WALL OR SMOKE PARTITIONS SHALL BE PATCHED & REPAIRED AS REQUIRED TO MAINTAIN THE EXISTING FIRE RATING OR SMOKE INFILTRATION INTEGRITY OF THE WALL. ALL SLEEVES, WIREWAYS, CABLE TRAYS, PIPES, DUCTWORK, ETC. SHALL BE FIRE SEALED TIGHT TO THE WALL OR FLOOR PENETRATIONS TO MAINTAIN THE REQUIRED CODE COMPLIANT FIRE RATING.
3. IN AREAS OF REMOVAL OF WALL AND CEILING MOUNTED DEVICES, CONTRACTOR SHALL REPAIR, PATCH AND CLEAN WALLS, WALL BASES, AND CEILING AS REQUIRED TO MATCH EXISTING FINISHES.
4. ALL CONDUITS, RACEWAYS, AND BOXES (UNLESS SPECIFICALLY NOTED OTHERWISE) SHALL BE PRE-PAINTED AND SUBSEQUENTLY TOUCHED-UP AS NECESSARY TO MATCH THE COLOR OF THE SURFACE IT IS ATTACHED. THIS INCLUDES INTERIOR AND EXTERIOR LOCATIONS. PAINT SHALL BE IDENTIFIED FOR INTENDED USE (INTERIOR/EXTERIOR). CONTRACTOR SHALL CONFIRM COLORS WITH OWNER PRIOR TO INSTALLATION. EXPOSED CONDUITS IN MECHANICAL AND ATTIC SPACES WILL NOT REQUIRE ADDITIONAL PAINTING OTHER THAN AS ADDRESSED IN THE SPECIFICATION REQUIREMENTS. (TYPICAL)
5. SMOKE DETECTORS SHALL BE PROVIDED TO COMPLY WITH THE LATEST NFPA 72 – 2013 REQUIREMENTS INCLUDING: MINIMUM OF 3'-0" BETWEEN DEVICE AND HVAC DIFFUSERS/REGISTER; MINIMUM OF 6'-0" TO FIXED COOKING APPLIANCES; MINIMUM OF 3'-0" TO TIP OF FAN BLADE.
6. SPEAKER WATTAGES ARE ¼ WATT UNLESS NOTED OTHERWISE.
7. DRAWINGS INCLUDE CEILING TYPES AND HEIGHTS FOR THE MAJORITY OF THE SPACES. NOTIFICATION DEVICES SHALL BE INSTALLED TO MEET NFPA 72 REQUIREMENTS FOR COVERAGE.
8. UNLESS SPECIFICALLY NOTED OTHERWISE, THE INTENT IS FOR ALL CONDUIT TO BE CONCEALED IN FINISHED SPACES. CONTRACTOR SHALL PROVIDE ACCESS PANELS AS NECESSARY TO FACILITATE INSTALLATION IN HARD CEILINGS. CONTRACTOR SHALL REPAIR ALL AREAS TO MATCH EXISTING FINISHES.
9. WHILE THE INTENT IS FOR FIRE ALARM RACEWAY TO BE CONCEALED, IN APPROVED LOCATIONS WHERE SURFACE MOUNTING IS REQUIRED, BOXES SHALL BE FINISHED OR DEVICES SHALL INCLUDE FACTORY SKIRTS FOR CLEAN FINISHED INSTALLATION.
10. JANITOR'S ROOMS SHALL HAVE HEAT DETECTORS LOCATED AS FAR FROM SINK AS POSSIBLE WHILE COMPLYING WITH NFPA 72 INSTALLATION REQUIREMENTS.
11. CONTRACTOR SHALL PROVIDE ELECTRICAL CIRCUIT(S) FROM EXISTING EMERGENCY PANELS ("EQL" IN MECHANICAL 166, "EAL" IN MECHANICAL ROOM 150A, AND "ERL" IN MECHANICAL ROOM 105A). FOR FA/MNS PANEL(S), SNAC PANELS, DISTRIBUTION AMPLIFIERS, PRINTER (INCLUDING RECEPTACLE) AS REQUIRED INCLUDING, BUT NOT LIMITED TO, CIRCUIT BREAKER(S) (20A, 1-POLE), CONDUIT, WIRING, ETC. PROVIDE BREAKER LOCK(S) FOR CIRCUIT(S) FEEDING FIRE ALARM EQUIPMENT. PROVIDE BREAKER LOCK (SPACE AGE ELECTRONICS ELOCK-FA KIT OR ENGINEER APPROVED EQUIVALENT). NOTE: ALL FIRE ALARM EQUIPMENT LOCATIONS ARE NOT SHOWN ON THE DRAWINGS. CONTRACTOR SHALL INCLUDE ALL NECESSARY EMERGENCY CIRCUITING AS PART OF THE BASE BID.

## NEW WORK NOTES:

1. PULL STATION SHALL BE WITHIN 5 FT OT BOTH EXIT DOORS.
2. AH.1 – PROVIDE DUCT DETECTOR IN RETURN AIR DUCT UPSTREAM OF FILTERS, OUTDOOR AIR, AND EXHAUST AIR CONNECTIONS SIMILAR TO LOCATION OF EXISTING DUCT DETECTOR. PROVIDE 12"X12" ACCESS PANEL. SEE SPECIFICATIONS FOR ADDITIONAL DETAILS.
3. AH.3 – IS LESS THAN 2000 CFM; THEREFORE, NO SMOKE DETECTION IS REQUIRED. PROVIDE AHU SHUTDOWN RELAY WITHIN THREE (3) FEET OF CONTROLLER (MCC-1B).
4. AH.6 – PROVIDE DUCT DETECTOR IN RETURN AIR DUCT UPSTREAM OF FILTERS, OUTDOOR AIR, AND EXHAUST AIR CONNECTIONS SIMILAR TO LOCATION OF EXISTING DUCT DETECTOR. PROVIDE 12"X12" ACCESS PANEL. SEE SPECIFICATIONS FOR ADDITIONAL DETAILS.
5. PROVIDE EMERGENCY CIRCUITS FROM PANELBOARD 'EQL' LOCATED IN MECHANICAL ROOM 166 TO NEW QUAD RECEPTACLE TO SUPPORT DATA EQUIPMENT USED TO TRANSMIT FIRE ALARM COMMUNICATIONS TO POLICE DEPARTMENT. PROVIDE TWO (2) 20A 1-POLE BREAKERS, CONDUIT (3/4" MINIMUM), WIRING, RECEPTACLE (20A RED), ETC. AS REQUIRED FOR COMPLETE INSTALLATION. PROVIDE BREAKER LOCK (SPACE AGE ELECTRONICS ELOCK-FA KIT OR ENGINEER APPROVED EQUIVALENT). UPON ENERGIZATION COORDINATE FOR OWNER TO TRANSFER EQUIPMENT FROM EXISTING NORMAL RECEPTACLE TO NEW EMERGENCY RECEPTACLE.

## FIRE RATED LEGEND

- 1-HR FIRE BARRIER
- 1-HR FIRE PARTITION
- 2-HR FIRE BARRIER
- 3-HR FIRE BARRIER
- 4-HR FIRE BARRIER

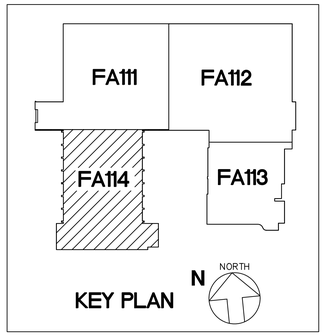


CEILING LEGEND

1. ACT
2. GYPBOARD
3. OPEN CEILING
4. HARD DECORATIVE
5. INTERLOCKING TILES

N NORTH

1 / FA114 **FIRST FLOOR FIRE ALARM PLAN - NEW WORK (4 OF 4)**

SCALE : 1/8" = 1'-0"

| REV.NO | DESCRIPTION | DATE |
|---|---|---|
| 0 | ISSUED FOR BID | 2023-04-28 |

REVISIONS

NORTH CAROLINA PROFESSIONAL ENGINEER SEAL 027328 2023.04.28 ANDREW D. SIMON

McKIM&CREED
Venture IV Building, Suite 500
1730 Varsity Drive
Raleigh, North Carolina 27606
Phone: (919) 233-8091, Fax: (919) 233-8031
NC License# F-1222
www.mckimcreed.com

UNC GREENSBORO
Find your way here

UNC GREENSBORO - COLEMAN BUILDING
FIRE ALARM UPGRADES

SCO ID NO: 17-18200-01A CODE: 41725 ITEM: 323

FIRST FLOOR FIRE ALARM PLAN -
NEW WORK (4 OF 4)

| | |
|---|---|
| PROJ. START DATE: | 2023.04.28 |
| MCE PROJ. # | 07144-0003 |
| DRAWN | SZ |
| DESIGNED | ADS |
| CHECKED | ADS |
| PROJ. MGR. | ADS |

SCALE
HORIZONTAL: N/A
VERTICAL: N/A

FA114
DRAWING NUMBER

REVISION

STATUS: ISSUED FOR BID

S:\07144 UNC GREENSBORO\0003\80-DRAWINGS\86-DESIGN\86E-ELECTRICAL DESIGN\CONSTRUCTION DOCUMENTS\FA112 FIRST FLOOR FIRE ALARM PLAN – NEW WORK (2 OF 4).DWG 04/25/2023 13:04:16 SOPHIE ZHOU

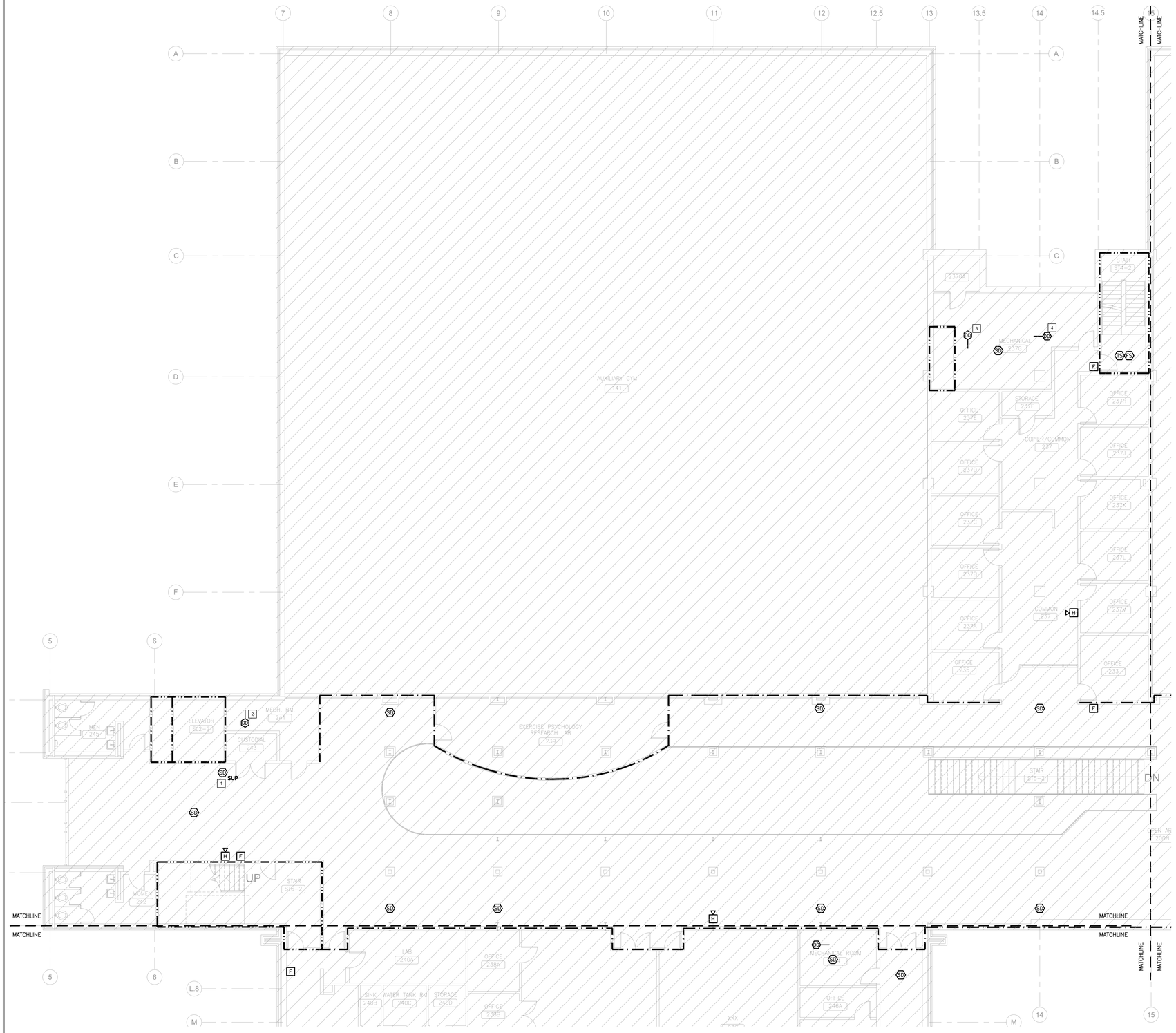


N NORTH

1 FA201 SCALE : 1/8" = 1'-0"

## SECOND FLOOR FIRE ALARM PLAN - DEMOLITION (1 OF 4)

## GENERAL NOTES:

1. TEMPORARILY REMOVE AND SALVAGE EXISTING CEILING GRID AND TILES TO ACCOMODATE ELECTRICAL WORK. INSTALL NEW ELECTRICAL WORK. PROTECT EXISTING FIXTURES, FINISHES, EQUIPMENT, FURNISHING DURING REMOVAL. RE-INSTALL EXISTING CEILING GRID AND TILES. PATCH, CLEAN AND REPAIR ANY DAMAGE TO THE EXISTING SPACE.
2. ALL PENETRATIONS OF EXISTING FLOORS AND FIRE RATED WALL OR SMOKE PARTITIONS SHALL BE PATCHED & REPAIRED AS REQUIRED TO MAINTAIN THE EXISTING FIRE RATING OR SMOKE INFILTRATION INTEGRITY OF THE WALL. ALL SLEEVES, WIREWAYS, CABLE TRAYS, PIPES, DUCTWORK, ETC. SHALL BE FIRE SEALED TIGHT TO THE WALL OR FLOOR PENETRATIONS TO MAINTAIN THE REQUIRED CODE COMPLIANT FIRE RATING.
3. IN AREAS OF REMOVAL OF WALL AND CEILING MOUNTED DEVICES, CONTRACTOR SHALL REPAIR, PATCH AND CLEAN WALLS, WALL BASES, AND CEILING AS REQUIRED TO MATCH EXISTING FINISHES.

## # DEMOLITION KEYED NOTES:

1. DEMOLISH EXISTING DETECTOR FOR ELEVATOR SUPPRESSION SYSTEM NO LONGER REQUIRED FOR OPERATION OF SUPPRESSION SYSTEM UPON COMPLETION AND OPERATION OF NEW FIRE ALARM CONTROL PANEL AND ASSOCIATED DEVICES. SUPPRESSION SYSTEM TANKS, ACUTATORS, PIPING, MANUAL RELEASE AND SIMILAR COMPONENTS SHALL REMAIN.
2. AH.11 – DEMOLISH DUCT DETECTOR FROM RETURN AIR DUCT AND ASSOCIATED COMPONENTS (RELAYS, RAILS, CONDUIT, CABLING, ETC.).
3. AH.12 – DEMOLISH DUCT DETECTOR FROM RETURN AIR DUCT AND ASSOCIATED COMPONENTS (RELAYS, RAILS, CONDUIT, CABLING, ETC.).
4. AH.13 – DEMOLISH DUCT DETECTOR AT AHU RETURN AIR FILTER AND ASSOCIATED COMPONENTS (RELAYS, RAILS, CONDUIT, CABLING, ETC.).

| FIRE RATED LEGEND | |
|---|---|
| | 1-HR FIRE BARRIER |
| | 1-HR FIRE PARTITION |
| | 2-HR FIRE BARRIER |
| | 3-HR FIRE BARRIER |
| | 4-HR FIRE BARRIER |

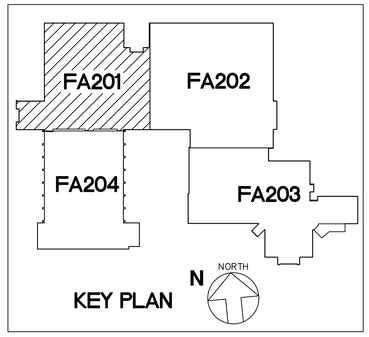


| REV.NO. | DESCRIPTION | DATE |
|---|---|---|
| 0 | ISSUED FOR BID | 2023-04-28 |

REVISIONS

NORTH CAROLINA PROFESSIONAL ENGINEER SEAL 027328 7-25-23 ANDREW D. SIGMON

McKIM&CREED
Venture IV Building, Suite 500
1730 Varsity Drive
Raleigh, North Carolina 27606
Phone: (919) 233-8091, Fax: (919) 233-8031
NC License# F-1222
www.mckimcreed.com

UNC GREENSBORO
Find your way here

UNC GREENSBORO - COLEMAN BUILDING
FIRE ALARM UPGRADES
SCO ID NO: 17-18200-01A CODE: 41725 ITEM: 323

SECOND FLOOR FIRE ALARM PLAN - DEMOLITION (1 OF 4)

| | |
|---|---|
| PROJ. START DATE: | 2023.04.28 |
| MCE PROJ. # | 07144-0003 |
| DRAWN | SZ |
| DESIGNED | ADS |
| CHECKED | ADS |
| PROJ. MGR. | ADS |

SCALE
HORIZONTAL: N/A
VERTICAL: N/A

FA201
DRAWING NUMBER
REVISION

STATUS: ISSUED FOR BID

S:\07144 UNC GREENSBORO\0003\80-DRAWINGS\86-DESIGN\86E-ELECTRICAL DESIGN\CONSTRUCTION DOCUMENTS\FA204 SECOND FLOOR FIRE ALARM PLAN – DEMOLITION (4 OF 4).DWG 04/25/2023 13:04:24 SOPHIE ZHOU




## GENERAL NOTES:

1. TEMPORARILY REMOVE AND SALVAGE EXISTING CEILING GRID AND TILES TO ACCOMODATE ELECTRICAL WORK. INSTALL NEW ELECTRICAL WORK. PROTECT EXISTING FIXTURES, FINISHES, EQUIPMENT, FURNISHING DURING REMOVAL. RE-INSTALL EXISTING CEILING GRID AND TILES. PATCH, CLEAN AND REPAIR ANY DAMAGE TO THE EXISTING SPACE.
2. ALL PENETRATIONS OF EXISTING FLOORS AND FIRE RATED WALL OR SMOKE PARTITIONS SHALL BE PATCHED & REPAIRED AS REQUIRED TO MAINTAIN THE EXISTING FIRE RATING OR SMOKE INFILTRATION INTEGRITY OF THE WALL. ALL SLEEVES, WIREWAYS, CABLE TRAYS, PIPES, DUCTWORK, ETC. SHALL BE FIRE SEALED TIGHT TO THE WALL OR FLOOR PENETRATIONS TO MAINTAIN THE REQUIRED CODE COMPLIANT FIRE RATING.
3. IN AREAS OF REMOVAL OF WALL AND CEILING MOUNTED DEVICES, CONTRACTOR SHALL REPAIR, PATCH AND CLEAN WALLS, WALL BASES, AND CEILING AS REQUIRED TO MATCH EXISTING FINISHES.

## # DEMOLITION KEYED NOTES:

1. AH.14 – DEMOLISH DUCT DETECTOR AT AHU RETURN AIR FILTER AND ASSOCIATED COMPONENTS (RELAYS, RAILS, CONDUIT, CABLING, ETC.).
2. AH.15 – DEMOLISH DUCT DETECTOR AT AHU RETURN AIR FILTER AND ASSOCIATED COMPONENTS (RELAYS, RAILS, CONDUIT, CABLING, ETC.).
3. AH.16 – DEMOLISH DUCT DETECTOR FROM RETURN AIR DUCT AND ASSOCIATED COMPONENTS (RELAYS, RAILS, CONDUIT, CABLING, ETC.).
4. DEVICES LOCATED IN TICKET OFFICE UNDER BRIDGE TO THIRD FLOOR.

## FIRE RATED LEGEND

- 1-HR FIRE BARRIER
- 1-HR FIRE PARTITION
- 2-HR FIRE BARRIER
- 3-HR FIRE BARRIER
- 4-HR FIRE BARRIER

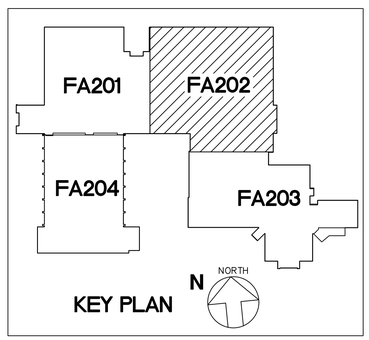


KEY PLAN

N NORTH

1 FA202 SCALE : 1/8" = 1'-0"

# SECOND FLOOR FIRE ALARM PLAN - DEMOLITION (2 OF 4)

| REV.NO. | DESCRIPTION | DATE |
|---|---|---|
| 0 | ISSUED FOR BID | 2023-04-28 |

REVISIONS

NORTH CAROLINA PROFESSIONAL SEAL 027326 ENGINEER ANDREW D. SIGMON 4.25.23

McKIM&CREED
Venture IV Building, Suite 500
1730 Varsity Drive
Raleigh, North Carolina 27606
Phone: (919) 233-8091, Fax: (919) 233-8031
NC License# F-1222
www.mckimcreed.com

UNC GREENSBORO
Find your way here

UNC GREENSBORO - COLEMAN BUILDING
FIRE ALARM UPGRADES

SCO ID NO: 17-18200-01A CODE: 41725 ITEM: 323

SECOND FLOOR FIRE ALARM PLAN - DEMOLITION (2 OF 4)

| | |
|---|---|
| PROJ. START DATE: | 2023.04.28 |
| MCE PROJ. # | 07144-0003 |
| DRAWN | SZ |
| DESIGNED | ADS |
| CHECKED | ADS |
| PROJ. MGR. | ADS |

SCALE
HORIZONTAL: N/A
VERTICAL: N/A

FA202
DRAWING NUMBER
REVISION

STATUS: ISSUED FOR BID

S:\07144 UNC GREENSBORO\0003\80-DRAWINGS\86-DESIGN\86E-ELECTRICAL DESIGN\CONSTRUCTION DOCUMENTS\FA204 SECOND FLOOR FIRE ALARM PLAN – DEMOLITION (4 OF 4).DWG 04/25/2023 13:04:31 SOPHIE ZHOU

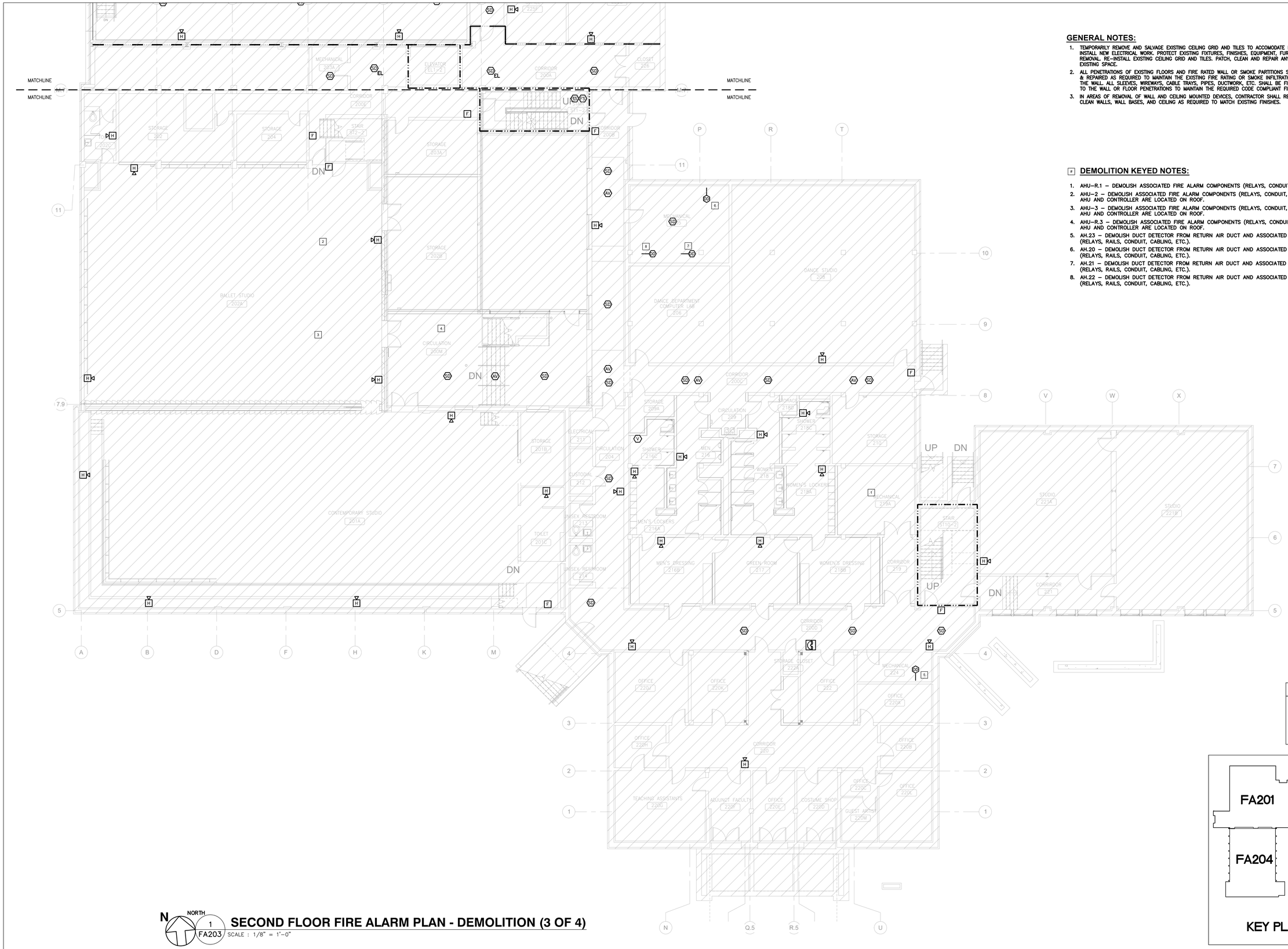


## GENERAL NOTES:

1. TEMPORARILY REMOVE AND SALVAGE EXISTING CEILING GRID AND TILES TO ACCOMODATE ELECTRICAL WORK. INSTALL NEW ELECTRICAL WORK. PROTECT EXISTING FIXTURES, FINISHES, EQUIPMENT, FURNISHING DURING REMOVAL. RE-INSTALL EXISTING CEILING GRID AND TILES. PATCH, CLEAN AND REPAIR ANY DAMAGE TO THE EXISTING SPACE.
2. ALL PENETRATIONS OF EXISTING FLOORS AND FIRE RATED WALL OR SMOKE PARTITIONS SHALL BE PATCHED & REPAIRED AS REQUIRED TO MAINTAIN THE EXISTING FIRE RATING OR SMOKE INFILTRATION INTEGRITY OF THE WALL. ALL SLEEVES, WIREWAYS, CABLE TRAYS, PIPES, DUCTWORK, ETC. SHALL BE FIRE SEALED TIGHT TO THE WALL OR FLOOR PENETRATIONS TO MAINTAIN THE REQUIRED CODE COMPLIANT FIRE RATING.
3. IN AREAS OF REMOVAL OF WALL AND CEILING MOUNTED DEVICES, CONTRACTOR SHALL REPAIR, PATCH AND CLEAN WALLS, WALL BASES, AND CEILING AS REQUIRED TO MATCH EXISTING FINISHES.

## # DEMOLITION KEYED NOTES:

1. AHU-R.1 – DEMOLISH ASSOCIATED FIRE ALARM COMPONENTS (RELAYS, CONDUIT, CABLING, ETC.).
2. AHU-2 – DEMOLISH ASSOCIATED FIRE ALARM COMPONENTS (RELAYS, CONDUIT, CABLING, ETC.). AHU AND CONTROLLER ARE LOCATED ON ROOF.
3. AHU-3 – DEMOLISH ASSOCIATED FIRE ALARM COMPONENTS (RELAYS, CONDUIT, CABLING, ETC.). AHU AND CONTROLLER ARE LOCATED ON ROOF.
4. AHU-R.3 – DEMOLISH ASSOCIATED FIRE ALARM COMPONENTS (RELAYS, CONDUIT, CABLING, ETC.). AHU AND CONTROLLER ARE LOCATED ON ROOF.
5. AH.23 – DEMOLISH DUCT DETECTOR FROM RETURN AIR DUCT AND ASSOCIATED COMPONENTS (RELAYS, RAILS, CONDUIT, CABLING, ETC.).
6. AH.20 – DEMOLISH DUCT DETECTOR FROM RETURN AIR DUCT AND ASSOCIATED COMPONENTS (RELAYS, RAILS, CONDUIT, CABLING, ETC.).
7. AH.21 – DEMOLISH DUCT DETECTOR FROM RETURN AIR DUCT AND ASSOCIATED COMPONENTS (RELAYS, RAILS, CONDUIT, CABLING, ETC.).
8. AH.22 – DEMOLISH DUCT DETECTOR FROM RETURN AIR DUCT AND ASSOCIATED COMPONENTS (RELAYS, RAILS, CONDUIT, CABLING, ETC.).

## FIRE RATED LEGEND

- 1-HR FIRE BARRIER
- 1-HR FIRE PARTITION
- 2-HR FIRE BARRIER
- 3-HR FIRE BARRIER
- 4-HR FIRE BARRIER

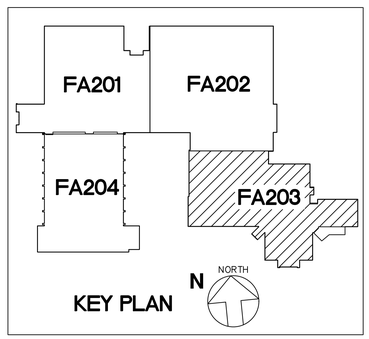


N NORTH 1 FA203

## SECOND FLOOR FIRE ALARM PLAN - DEMOLITION (3 OF 4)

SCALE : 1/8" = 1'-0"

| REV.NO. | DESCRIPTION | DATE |
|---|---|---|
| 0 | ISSUED FOR BID | 2023-04-28 |

REVISIONS

NORTH CAROLINA PROFESSIONAL ENGINEER SEAL 027328 4-25-23 ANDREW D. SIGMON

McKIM&CREED
Venture IV Building, Suite 500
1730 Varsity Drive
Raleigh, North Carolina 27606
Phone: (919) 233-8091, Fax: (919) 233-8031
NC License# F-1222
www.mckimcreed.com

UNC GREENSBORO
Find your way here

UNC GREENSBORO - COLEMAN BUILDING
FIRE ALARM UPGRADES

SCO ID NO: 17-18200-01A CODE: 41725 ITEM: 323

SECOND FLOOR FIRE ALARM PLAN - DEMOLITION (3 OF 4)

| | |
|---|---|
| PROJ. START DATE: | 2023.04.28 |
| MCE PROJ. # | 07144-0003 |
| DRAWN | SZ |
| DESIGNED | ADS |
| CHECKED | ADS |
| PROJ. MGR. | ADS |

SCALE
HORIZONTAL: N/A
VERTICAL: N/A

FA203
DRAWING NUMBER
REVISION

STATUS: ISSUED FOR BID

S:\07144 UNC GREENSBORO\0003\80-DRAWINGS\86-DESIGN\86E-ELECTRICAL DESIGN\CONSTRUCTION DOCUMENTS\FA204 SECOND FLOOR FIRE ALARM PLAN – DEMOLITION (4 OF 4).DWG 04/25/2023 13:04:35 SOPHIE ZHOU

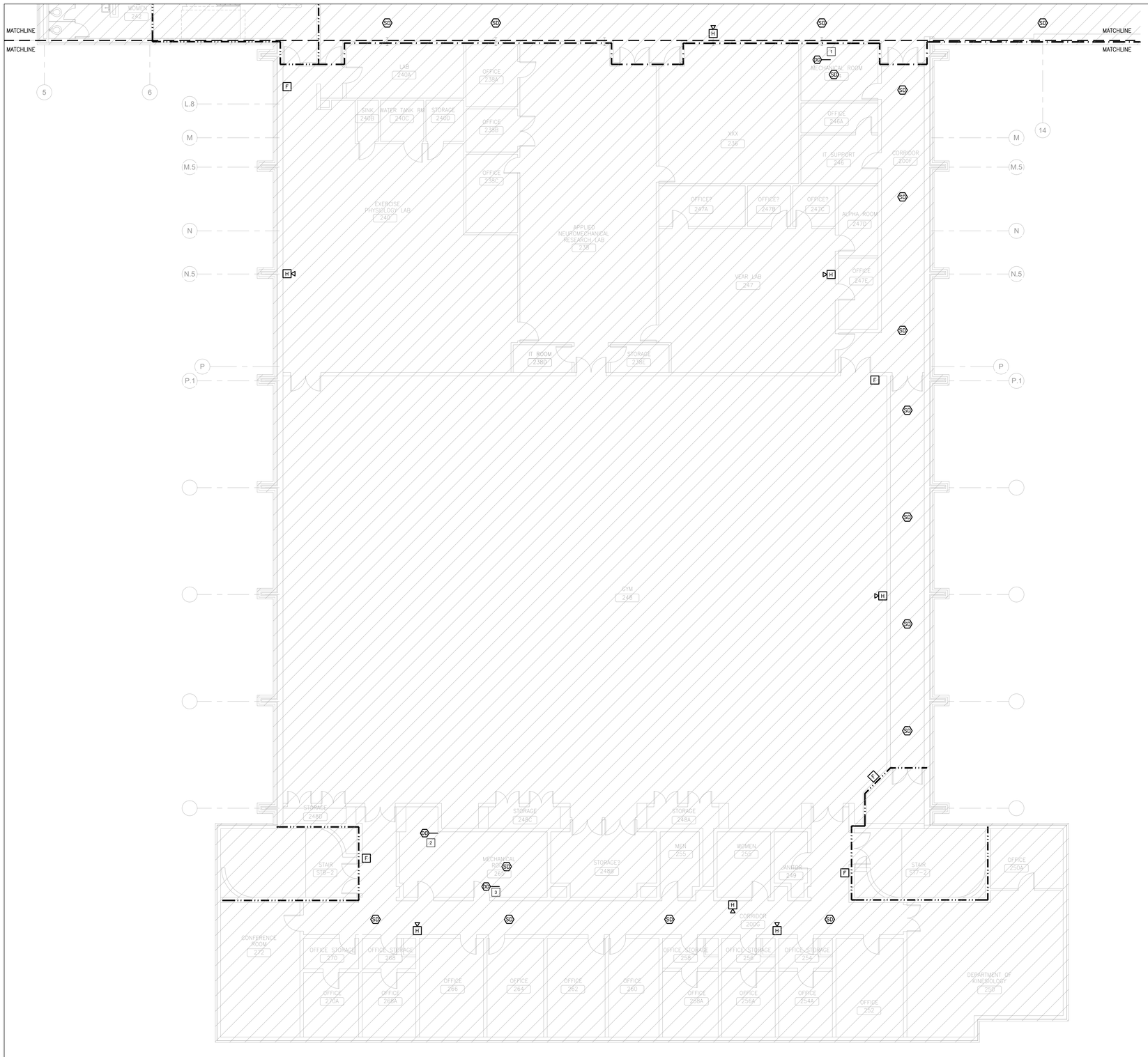


## GENERAL NOTES:

1. TEMPORARILY REMOVE AND SALVAGE EXISTING CEILING GRID AND TILES TO ACCOMODATE ELECTRICAL WORK. INSTALL NEW ELECTRICAL WORK. PROTECT EXISTING FIXTURES, FINISHES, EQUIPMENT, FURNISHING DURING REMOVAL. RE-INSTALL EXISTING CEILING GRID AND TILES. PATCH, CLEAN AND REPAIR ANY DAMAGE TO THE EXISTING SPACE.
2. ALL PENETRATIONS OF EXISTING FLOORS AND FIRE RATED WALL OR SMOKE PARTITIONS SHALL BE PATCHED & REPAIRED AS REQUIRED TO MAINTAIN THE EXISTING FIRE RATING OR SMOKE INFILTRATION INTEGRITY OF THE WALL. ALL SLEEVES, WIREWAYS, CABLE TRAYS, PIPES, DUCTWORK, ETC. SHALL BE FIRE SEALED TIGHT TO THE WALL OR FLOOR PENETRATIONS TO MAINTAIN THE REQUIRED CODE COMPLIANT FIRE RATING.
3. IN AREAS OF REMOVAL OF WALL AND CEILING MOUNTED DEVICES, CONTRACTOR SHALL REPAIR, PATCH AND CLEAN WALLS, WALL BASES, AND CEILING AS REQUIRED TO MATCH EXISTING FINISHES.

## # DEMOLITION KEYED NOTES:

1. AH.17 – DEMOLISH DUCT DETECTOR FROM RETURN AIR DUCT AND ASSOCIATED COMPONENTS (RELAYS, RAILS, CONDUIT, CABLING, ETC.).
2. AH.18 – DEMOLISH DUCT DETECTOR FROM RETURN AIR DUCT AND ASSOCIATED COMPONENTS (RELAYS, RAILS, CONDUIT, CABLING, ETC.).
3. AH.19 – DEMOLISH DUCT DETECTOR FROM RETURN AIR DUCT AND ASSOCIATED COMPONENTS (RELAYS, RAILS, CONDUIT, CABLING, ETC.).

## FIRE RATED LEGEND

- 1-HR FIRE BARRIER
- 1-HR FIRE PARTITION
- 2-HR FIRE BARRIER
- 3-HR FIRE BARRIER
- 4-HR FIRE BARRIER

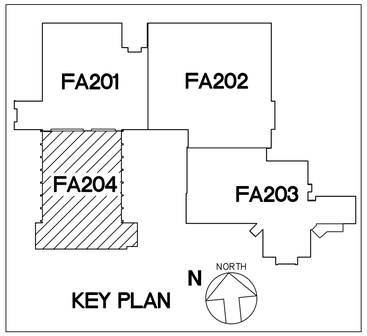


N NORTH 1 FA204 SCALE : 1/8" = 1'-0"

# SECOND FLOOR FIRE ALARM PLAN - DEMOLITION (4 OF 4)

| REV.NO. | DESCRIPTION | DATE |
|---|---|---|
| 0 | ISSUED FOR BID | 2023-04-28 |

REVISIONS

NORTH CAROLINA PROFESSIONAL SEAL 027328 ENGINEER ANDREW D. SIMON


McKIM&CREED
Venture IV Building, Suite 500
1730 Varsity Drive
Raleigh, North Carolina 27606
Phone: (919) 233-8091, Fax: (919) 233-8031
NC License# F-1222
www.mckimcreed.com


UNC GREENSBORO
Find your way here

UNC GREENSBORO - COLEMAN BUILDING
FIRE ALARM UPGRADES
SCO ID NO: 17-18200-01A CODE: 41725 ITEM: 323

SECOND FLOOR FIRE ALARM PLAN - DEMOLITION (4 OF 4)

| | |
|---|---|
| PROJ. START DATE: | 2023.04.28 |
| MCE PROJ. # | 07144-0003 |
| DRAWN | SZ |
| DESIGNED | ADS |
| CHECKED | ADS |
| PROJ. MGR. | ADS |

SCALE
HORIZONTAL: N/A
VERTICAL: N/A

FA204
DRAWING NUMBER
REVISION

STATUS: ISSUED FOR BID

S:\07144 UNC GREENSBORO\0003\80-DRAWINGS\86-DESIGN\86E-ELECTRICAL DESIGN\CONSTRUCTION DOCUMENTS\FA204 SECOND FLOOR FIRE ALARM PLAN – DEMOLITION (4 OF 4).DWG 04/25/2023 13:04:40 SOPHIE ZHOU

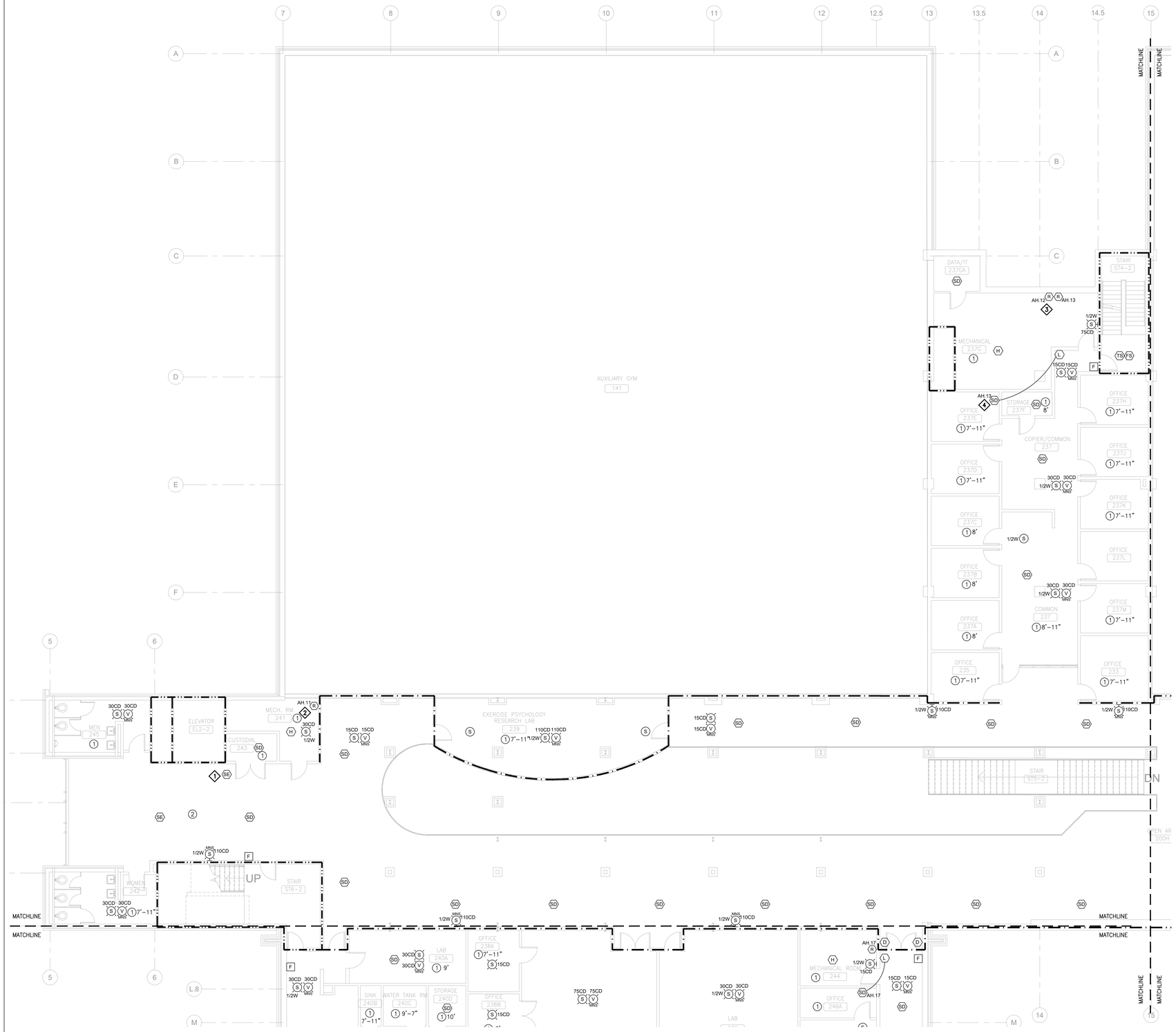


## GENERAL NOTES:

1. TEMPORARILY REMOVE AND SALVAGE EXISTING CEILING GRID AND TILES TO ACCOMODATE ELECTRICAL WORK. INSTALL NEW ELECTRICAL WORK. PROTECT EXISTING FIXTURES, FINISHES, EQUIPMENT, FURNISHING DURING REMOVAL. RE-INSTALL EXISTING CEILING GRID AND TILES. PATCH, CLEAN AND REPAIR ANY DAMAGE TO THE EXISTING SPACE.
2. ALL PENETRATIONS OF EXISTING FLOORS AND FIRE RATED WALL OR SMOKE PARTITIONS SHALL BE PATCHED & REPAIRED AS REQUIRED TO MAINTAIN THE EXISTING FIRE RATING OR SMOKE INFILTRATION INTEGRITY OF THE WALL. ALL SLEEVES, WIREWAYS, CABLE TRAYS, PIPES, DUCTWORK, ETC. SHALL BE FIRE SEALED TIGHT TO THE WALL OR FLOOR PENETRATIONS TO MAINTAIN THE REQUIRED CODE COMPLIANT FIRE RATING.
3. IN AREAS OF REMOVAL OF WALL AND CEILING MOUNTED DEVICES, CONTRACTOR SHALL REPAIR, PATCH AND CLEAN WALLS, WALL BASES, AND CEILING AS REQUIRED TO MATCH EXISTING FINISHES.
4. ALL CONDUITS, RACEWAYS, AND BOXES (UNLESS SPECIFICALLY NOTED OTHERWISE) SHALL BE PRE-PAINTED AND SUBSEQUENTLY TOUCHED-UP AS NECESSARY TO MATCH THE COLOR OF THE SURFACE IT IS ATTACHED. THIS INCLUDES INTERIOR AND EXTERIOR LOCATIONS. PAINT SHALL BE IDENTIFIED FOR INTENDED USE (INTERIOR/EXTERIOR). CONTRACTOR SHALL CONFIRM COLORS WITH OWNER PRIOR TO INSTALLATION. EXPOSED CONDUITS IN MECHANICAL AND ATTIC SPACES WILL NOT REQUIRE ADDITIONAL PAINTING OTHER THAN AS ADDRESSED IN THE SPECIFICATION REQUIREMENTS. (TYPICAL)
5. SMOKE DETECTORS SHALL BE PROVIDED TO COMPLY WITH THE LATEST NFPA 72 – 2013 REQUIREMENTS INCLUDING: MINIMUM OF 3'-0" BETWEEN DEVICE AND HVAC DIFFUSERS/REGISTER; MINIMUM OF 6'-0" TO FIXED COOKING APPLIANCES; MINIMUM OF 3'-0" TO TIP OF FAN BLADE.
6. SPEAKER WATTAGES ARE ¼ WATT UNLESS NOTED OTHERWISE.
7. DRAWINGS INCLUDE CEILING TYPES AND HEIGHTS FOR THE MAJORITY OF THE SPACES. NOTIFICATION DEVICES SHALL BE INSTALLED TO MEET NFPA 72 REQUIREMENTS FOR COVERAGE.
8. UNLESS SPECIFICALLY NOTED OTHERWISE, THE INTENT IS FOR ALL CONDUIT TO BE CONCEALED IN FINISHED SPACES. CONTRACTOR SHALL PROVIDE ACCESS PANELS AS NECESSARY TO FACILITATE INSTALLATION IN HARD CEILINGS. CONTRACTOR SHALL REPAIR ALL AREAS TO MATCH EXISTING FINISHES.
9. WHILE THE INTENT IS FOR FIRE ALARM RACEWAY TO BE CONCEALED, IN APPROVED LOCATIONS WHERE SURFACE MOUNTING IS REQUIRED, BOXES SHALL BE FINISHED OR DEVICES SHALL INCLUDE FACTORY SKIRTS FOR CLEAN FINISHED INSTALLATION.
10. JANITOR'S ROOMS SHALL HAVE HEAT DETECTORS LOCATED AS FAR FROM SINK AS POSSIBLE WHILE COMPLYING WITH NFPA 72 INSTALLATION REQUIREMENTS.
11. CONTRACTOR SHALL PROVIDE ELECTRICAL CIRCUIT(S) FROM EXISTING EMERGENCY PANELS ('EQL' IN MECHANICAL 166, 'EAL' IN MECHANICAL ROOM 150A, AND 'ERL' IN MECHANICAL ROOM 105A). FOR FA/MNS PANEL(S), SMAC PANELS, DISTRIBUTION AMPLIFIERS, PRINTER (INCLUDING RECEPTACLE) AS REQUIRED INCLUDING, BUT NOT LIMITED TO, CIRCUIT BREAKER(S) (20A, 1-POLE), CONDUIT, WIRING, ETC. PROVIDE BREAKER LOCK(S) FOR CIRCUIT(S) FEEDING FIRE ALARM EQUIPMENT. PROVIDE BREAKER LOCK (SPACE AGE ELECTRONICS ELOCK-FA KIT OR ENGINEER APPROVED EQUIVALENT). NOTE: ALL FIRE ALARM EQUIPMENT LOCATIONS ARE NOT SHOWN ON THE DRAWINGS. CONTRACTOR SHALL INCLUDE ALL NECESSARY EMERGENCY CIRCUITING AS PART OF THE BASE BID.

## NEW WORK NOTES:

1. EXISTING DRY CHEMICAL FIRE SUPPRESSION SYSTEM (TANK, ACTUATORS, ETC.) FOR THE ELEVATOR EQUIPMENT ROOM 147 SHALL BE CONTROLLED BY NEW FIRE ALARM PANEL THAT SHALL BE COMPATIBLE AND LISTED FOR RELEASING FUNCTIONANLITY WITH THE EXISTING SYSTEM (KIDDE MODEL IND-21). NEW DETECTION DEVICES SHALL INCLUDE DETECTOR IN ELEVATOR EQUIPMENT ROOM 147, DUCT DETECTOR IN CUSTODIAL 145, DETECTORS IN ASSOCIATED ELEVATOR LOBBIES ON FLOORS 1, 2, AND 3, AND ANY ADDITIONAL DEVICES REQUIRED FOR DETECTION FOR SUPPRESSION SYSTEM. SEE FA111 FOR ADDITIONAL DETAILS.
2. AH.11 IS LESS THAN 2000 CFM; THEREFORE, NO SMOKE DETECTION IS REQUIRED. PROVIDE AHU SHUTDOWN RELAY WITHIN THREE (3) FEET OF CONTROLLER.
3. AH.12 SERVES ROOM 141 ONLY; THEREFORE BASED ON NCSBC 606.2 EXCEPTION (FULLY DUCTED), NO SMOKE DETECTION IS REQUIRED. PROVIDE AHU SHUTDOWN RELAY WITHIN THREE (3) FEET OF CONTROLLER.
4. AH.13 SERVES FOUR (4) FLOORS – PROVIDE PHOTOELECTRIC SMOKE DETECTOR AT RETURN AIR SYSTEM OPENING ABOVE CEILING UPSTREAM OF FILTERS, OUTDOOR AIR, AND EXHAUST AIR CONNECTIONS FOR SECOND FLOOR RETURN. DETECTOR SHALL BE INSTALLED 12' OR LESS FROM THE OPENING AND CENTERED IN OPENING. PROVIDE REMOTE LED (REMOTE TEST SWITCH NOT REQUIRED) IN LOCATION SHOWN. ROOM/SPACE IS UTILIZED AS PLENUM FOR AH.13. AH.13 IS LOCATED IN MECHANICAL ROOM 237G.

| FIRE RATED LEGEND | |
|---|---|
| | 1-HR FIRE BARRIER |
| | 1-HR FIRE PARTITION |
| | 2-HR FIRE BARRIER |
| | 3-HR FIRE BARRIER |
| | 4-HR FIRE BARRIER |

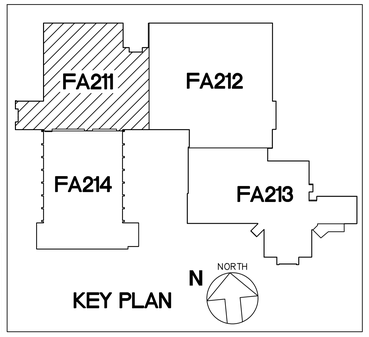


CEILING LEGEND
1. ACT
2. GYPBOARD
3. OPEN CEILING
4. HARD DECORATIVE
5. INTERLOCKING TILES

N NORTH 1 FA211 SCALE : 1/8" = 1'-0"

# SECOND FLOOR FIRE ALARM PLAN - NEW WORK (1 OF 4)

| REV.NO. | DESCRIPTION | DATE |
|---|---|---|
| 0 | ISSUED FOR BID | 2023-04-28 |

REVISIONS

NORTH CAROLINA PROFESSIONAL ENGINEER SEAL 027328 2-15-23 ANDREW D. SIGMON

McKIM&CREED
Venture IV Building, Suite 500
1730 Varsity Drive
Raleigh, North Carolina 27606
Phone: (919) 233-8091, Fax: (919) 233-8031
NC License# F-1222
www.mckimcreed.com

UNC GREENSBORO
Find your way here

UNC GREENSBORO - COLEMAN BUILDING
FIRE ALARM UPGRADES
SCO ID NO: 17-18200-01A CODE: 41725 ITEM: 323

SECOND FLOOR FIRE ALARM PLAN -
NEW WORK (1 OF 4)

| | |
|---|---|
| PROJ. START DATE: | 2023.04.28 |
| MCE PROJ. # | 07144-0003 |
| DRAWN | SZ |
| DESIGNED | ADS |
| CHECKED | ADS |
| PROJ. MGR. | ADS |

SCALE
HORIZONTAL: N/A
VERTICAL: N/A

FA211
DRAWING NUMBER
REVISION

STATUS: ISSUED FOR BID

S:\07144 UNC GREENSBORO\0003\80-DRAWINGS\86-DESIGN\86E-ELECTRICAL DESIGN\CONSTRUCTION DOCUMENTS\FA214 SECOND FLOOR FIRE ALARM PLAN – NEW WORK (4 OF 4).DWG 04/25/2023 13:04:50 SOPHIE ZHOU




## GENERAL NOTES:

1. TEMPORARILY REMOVE AND SALVAGE EXISTING CEILING GRID AND TILES TO ACCOMODATE ELECTRICAL WORK. INSTALL NEW ELECTRICAL WORK. PROTECT EXISTING FIXTURES, FINISHES, EQUIPMENT, FURNISHING DURING REMOVAL. RE-INSTALL EXISTING CEILING GRID AND TILES. PATCH, CLEAN AND REPAIR ANY DAMAGE TO THE EXISTING SPACE.
2. ALL PENETRATIONS OF EXISTING FLOORS AND FIRE RATED WALL OR SMOKE PARTITIONS SHALL BE PATCHED & REPAIRED AS REQUIRED TO MAINTAIN THE EXISTING FIRE RATING OR SMOKE INFILTRATION INTEGRITY OF THE WALL. ALL SLEEVES, WIREWAYS, CABLE TRAYS, PIPES, DUCTWORK, ETC. SHALL BE FIRE SEALED TIGHT TO THE WALL OR FLOOR PENETRATIONS TO MAINTAIN THE REQUIRED CODE COMPLIANT FIRE RATING.
3. IN AREAS OF REMOVAL OF WALL AND CEILING MOUNTED DEVICES, CONTRACTOR SHALL REPAIR, PATCH AND CLEAN WALLS, WALL BASES, AND CEILING AS REQUIRED TO MATCH EXISTING FINISHES.
4. ALL CONDUITS, RACEWAYS, AND BOXES (UNLESS SPECIFICALLY NOTED OTHERWISE) SHALL BE PRE-PAINTED AND SUBSEQUENTLY TOUCHED-UP AS NECESSARY TO MATCH THE COLOR OF THE SURFACE IT IS ATTACHED. THIS INCLUDES INTERIOR AND EXTERIOR LOCATIONS. PAINT SHALL BE IDENTIFIED FOR INTENDED USE (INTERIOR/EXTERIOR). CONTRACTOR SHALL CONFIRM COLORS WITH OWNER PRIOR TO INSTALLATION. EXPOSED CONDUITS IN MECHANICAL AND ATTIC SPACES WILL NOT REQUIRE ADDITIONAL PAINTING OTHER THAN AS ADDRESSED IN THE SPECIFICATION REQUIREMENTS. (TYPICAL)
5. SMOKE DETECTORS SHALL BE PROVIDED TO COMPLY WITH THE LATEST NFPA 72 – 2013 REQUIREMENTS INCLUDING: MINIMUM OF 3'-0" BETWEEN DEVICE AND HVAC DIFFUSERS/REGISTER; MINIMUM OF 6'-0" TO FIXED COOKING APPLIANCES; MINIMUM OF 3'-0" TO TIP OF FAN BLADE.
6. SPEAKER WATTAGES ARE ¼ WATT UNLESS NOTED OTHERWISE.
7. DRAWINGS INCLUDE CEILING TYPES AND HEIGHTS FOR THE MAJORITY OF THE SPACES. NOTIFICATION DEVICES SHALL BE INSTALLED TO MEET NFPA 72 REQUIREMENTS FOR COVERAGE.
8. UNLESS SPECIFICALLY NOTED OTHERWISE, THE INTENT IS FOR ALL CONDUIT TO BE CONCEALED IN FINISHED SPACES. CONTRACTOR SHALL PROVIDE ACCESS PANELS AS NECESSARY TO FACILITATE INSTALLATION IN HARD CEILINGS. CONTRACTOR SHALL REPAIR ALL AREAS TO MATCH EXISTING FINISHES.
9. WHILE THE INTENT IS FOR FIRE ALARM RACEWAY TO BE CONCEALED, IN APPROVED LOCATIONS WHERE SURFACE MOUNTING IS REQUIRED, BOXES SHALL BE FINISHED OR DEVICES SHALL INCLUDE FACTORY SKIRTS FOR CLEAN FINISHED INSTALLATION.
10. JANITOR'S ROOMS SHALL HAVE HEAT DETECTORS LOCATED AS FAR FROM SINK AS POSSIBLE WHILE COMPLYING WITH NFPA 72 INSTALLATION REQUIREMENTS.
11. CONTRACTOR SHALL PROVIDE ELECTRICAL CIRCUIT(S) FROM EXISTING EMERGENCY PANELS ("EQL" IN MECHANICAL 166, "EAL" IN MECHANICAL ROOM 150A, AND "ERL" IN MECHANICAL ROOM 105A). FOR FA/MNS PANEL(S), SNAC PANELS, DISTRIBUTION AMPLIFIERS, PRINTER (INCLUDING RECEPTACLE) AS REQUIRED INCLUDING, BUT NOT LIMITED TO, CIRCUIT BREAKER(S) (20A, 1-POLE), CONDUIT, WIRING, ETC. PROVIDE BREAKER LOCK(S) FOR CIRCUIT(S) FEEDING FIRE ALARM EQUIPMENT. PROVIDE BREAKER LOCK (SPACE AGE ELECTRONICS ELOCK-FA KIT OR ENGINEER APPROVED EQUIVALENT). NOTE: ALL FIRE ALARM EQUIPMENT LOCATIONS ARE NOT SHOWN ON THE DRAWINGS. CONTRACTOR SHALL INCLUDE ALL NECESSARY EMERGENCY CIRCUITING AS PART OF THE BASE BID.

## NEW WORK NOTES:

1. DEVICES SHALL BE LOCATED IN TICKET OFFICE LOCATED UNDER BRIDGE TO THIRD FLOOR.
2. NOTIFICATION DEVICES SHALL BE PENDANT MOUNTED AT THE SAME LEVEL AS THE OPEN AREA LIGHTING.
3. NOT USED.
4. AH.14 – PROVIDE DUCT DETECTORS IN TWO (2) RETURN AIR DUCTS UPSTREAM OF FILTERS, OUTDOOR AIR, AND EXHAUST AIR CONNECTIONS SIMILAR TO LOCATION OF EXISTING DUCT DETECTOR. PROVIDE 12"X12" ACCESS PANEL. SEE SPECIFICATIONS FOR ADDITIONAL DETAILS. ROOM/SPACE IS UTILIZED AS PLENUM FOR AH.14.
5. AH.15 – PROVIDE DUCT DETECTORS IN TWO (2) RETURN AIR DUCTS UPSTREAM OF FILTERS, OUTDOOR AIR, AND EXHAUST AIR CONNECTIONS SIMILAR TO LOCATION OF EXISTING DUCT DETECTOR. PROVIDE 12"X12" ACCESS PANEL. SEE SPECIFICATIONS FOR ADDITIONAL DETAILS. ROOM/SPACE IS UTILIZED AS PLENUM FOR AH.15.
6. AH.16 IS LESS THAN 2000 CFM; THEREFORE, NO SMOKE DETECTION IS REQUIRED. PROVIDE AHU SHUTDOWN RELAY WITHIN THREE (3) FEET OF CONTROLLER.
7. NEW FACP LOCATION. COORDINATE WITH OWNER.

## FIRE RATED LEGEND

- 1-HR FIRE BARRIER
- 1-HR FIRE PARTITION
- 2-HR FIRE BARRIER
- 3-HR FIRE BARRIER
- 4-HR FIRE BARRIER

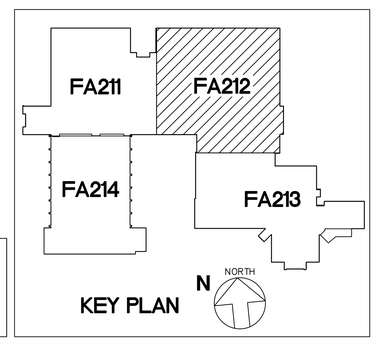


## CEILING LEGEND

1. ACT
2. GYPBOARD
3. OPEN CEILING
4. HARD DECORATIVE
5. INTERLOCKING TILES

N NORTH

1 FA212 **SECOND FLOOR FIRE ALARM PLAN - NEW WORK (2 OF 4)**

SCALE : 1/8" = 1'-0"

| REV.NO. | DESCRIPTION | DATE |
|---|---|---|
| 0 | ISSUED FOR BID | 2023-04-28 |

REVISIONS

NORTH CAROLINA PROFESSIONAL SEAL 027326 ENGINEER ANDREW D. SIGMON 4-25-23

McKIM&CREED
Venture IV Building, Suite 500
1730 Varsity Drive
Raleigh, North Carolina 27606
Phone: (919) 233-8091, Fax: (919) 233-8031
NC License# F-1222
www.mckimcreed.com

UNC GREENSBORO
Find your way here

UNC GREENSBORO - COLEMAN BUILDING
FIRE ALARM UPGRADES

SCO ID NO: 17-18200-01A CODE: 41725 ITEM: 323

SECOND FLOOR FIRE ALARM PLAN - NEW WORK (2 OF 4)

| | |
|---|---|
| PROJ. START DATE: | 2023.04.28 |
| MCE PROJ. # | 07144-0003 |
| DRAWN | SZ |
| DESIGNED | ADS |
| CHECKED | ADS |
| PROJ. MGR. | ADS |

SCALE
HORIZONTAL: N/A
VERTICAL: N/A

FA212
DRAWING NUMBER
REVISION

STATUS: ISSUED FOR BID

S:\07144 UNC GREENSBORO\0003\80-DRAWINGS\86-DESIGN\86E-ELECTRICAL DESIGN\CONSTRUCTION DOCUMENTS\FA214 SECOND FLOOR FIRE ALARM PLAN – NEW WORK (4 OF 4).DWG 04/25/2023 13:04:55 SOPHIE ZHOU

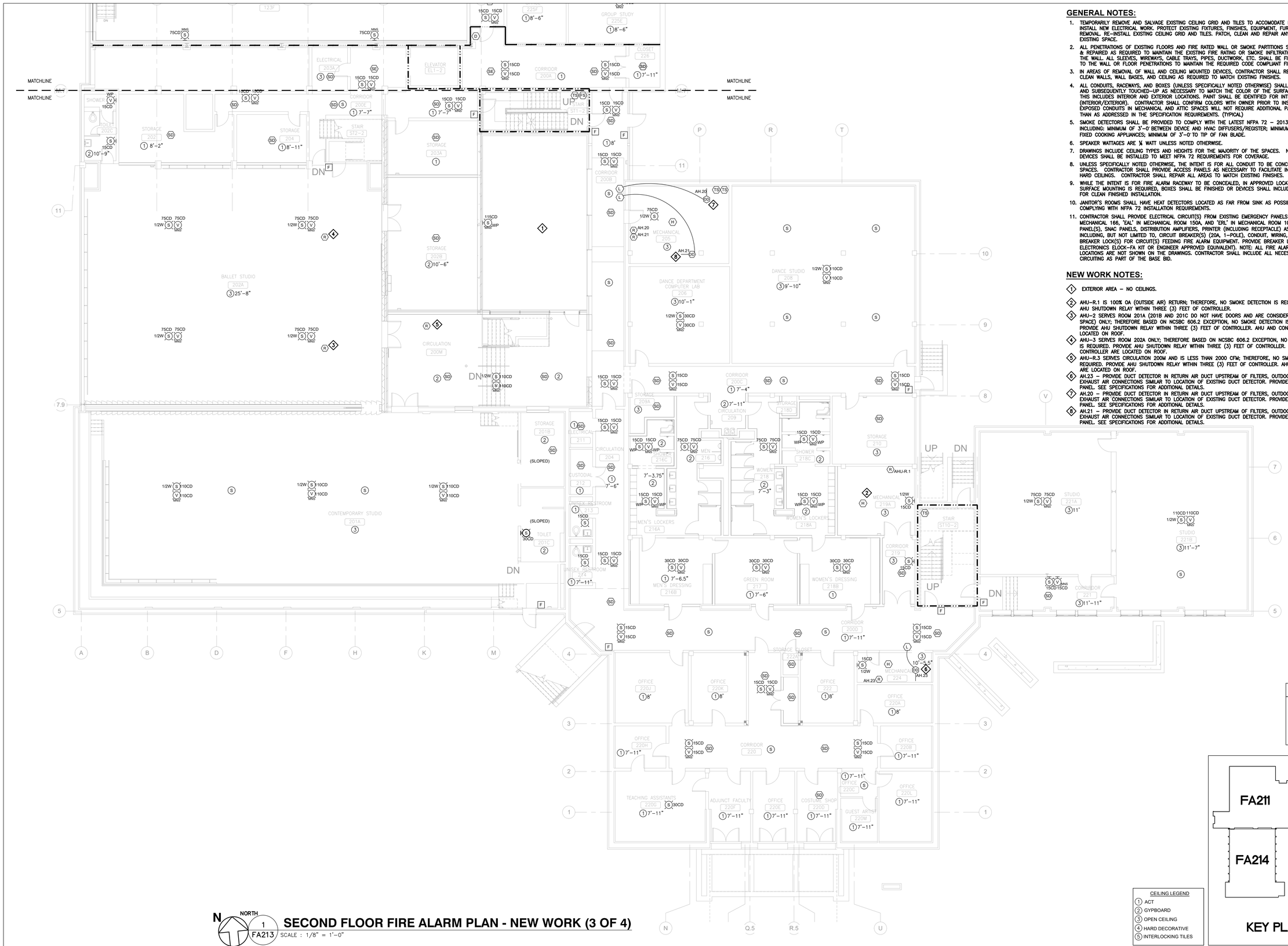


## GENERAL NOTES:

1. TEMPORARILY REMOVE AND SALVAGE EXISTING CEILING GRID AND TILES TO ACCOMODATE ELECTRICAL WORK. INSTALL NEW ELECTRICAL WORK. PROTECT EXISTING FIXTURES, FINISHES, EQUIPMENT, FURNISHING DURING REMOVAL. RE-INSTALL EXISTING CEILING GRID AND TILES. PATCH, CLEAN AND REPAIR ANY DAMAGE TO THE EXISTING SPACE.
2. ALL PENETRATIONS OF EXISTING FLOORS AND FIRE RATED WALL OR SMOKE PARTITIONS SHALL BE PATCHED & REPAIRED AS REQUIRED TO MAINTAIN THE EXISTING FIRE RATING OR SMOKE INFILTRATION INTEGRITY OF THE WALL. ALL SLEEVES, WIREWAYS, CABLE TRAYS, PIPES, DUCTWORK, ETC. SHALL BE FIRE SEALED TIGHT TO THE WALL OR FLOOR PENETRATIONS TO MAINTAIN THE REQUIRED CODE COMPLIANT FIRE RATING.
3. IN AREAS OF REMOVAL OF WALL AND CEILING MOUNTED DEVICES, CONTRACTOR SHALL REPAIR, PATCH AND CLEAN WALLS, WALL BASES, AND CEILING AS REQUIRED TO MATCH EXISTING FINISHES.
4. ALL CONDUITS, RACEWAYS, AND BOXES (UNLESS SPECIFICALLY NOTED OTHERWISE) SHALL BE PRE-PAINTED AND SUBSEQUENTLY TOUCHED-UP AS NECESSARY TO MATCH THE COLOR OF THE SURFACE IT IS ATTACHED. THIS INCLUDES INTERIOR AND EXTERIOR LOCATIONS. PAINT SHALL BE IDENTIFIED FOR INTENDED USE (INTERIOR/EXTERIOR). CONTRACTOR SHALL CONFIRM COLORS WITH OWNER PRIOR TO INSTALLATION. EXPOSED CONDUITS IN MECHANICAL AND ATTIC SPACES WILL NOT REQUIRE ADDITIONAL PAINTING OTHER THAN AS ADDRESSED IN THE SPECIFICATION REQUIREMENTS. (TYPICAL)
5. SMOKE DETECTORS SHALL BE PROVIDED TO COMPLY WITH THE LATEST NFPA 72 – 2013 REQUIREMENTS INCLUDING: MINIMUM OF 3'-0" BETWEEN DEVICE AND HVAC DIFFUSERS/REGISTER; MINIMUM OF 6'-0" TO FIXED COOKING APPLIANCES; MINIMUM OF 3'-0" TO TIP OF FAN BLADE.
6. SPEAKER WATTAGES ARE ¼ WATT UNLESS NOTED OTHERWISE.
7. DRAWINGS INCLUDE CEILING TYPES AND HEIGHTS FOR THE MAJORITY OF THE SPACES. NOTIFICATION DEVICES SHALL BE INSTALLED TO MEET NFPA 72 REQUIREMENTS FOR COVERAGE.
8. UNLESS SPECIFICALLY NOTED OTHERWISE, THE INTENT IS FOR ALL CONDUIT TO BE CONCEALED IN FINISHED SPACES. CONTRACTOR SHALL PROVIDE ACCESS PANELS AS NECESSARY TO FACILITATE INSTALLATION IN HARD CEILINGS. CONTRACTOR SHALL REPAIR ALL AREAS TO MATCH EXISTING FINISHES.
9. WHILE THE INTENT IS FOR FIRE ALARM RACEWAY TO BE CONCEALED, IN APPROVED LOCATIONS WHERE SURFACE MOUNTING IS REQUIRED, BOXES SHALL BE FINISHED OR DEVICES SHALL INCLUDE FACTORY SKIRTS FOR CLEAN FINISHED INSTALLATION.
10. JANITOR'S ROOMS SHALL HAVE HEAT DETECTORS LOCATED AS FAR FROM SINK AS POSSIBLE WHILE COMPLYING WITH NFPA 72 INSTALLATION REQUIREMENTS.
11. CONTRACTOR SHALL PROVIDE ELECTRICAL CIRCUIT(S) FROM EXISTING EMERGENCY PANELS ("EQL" IN MECHANICAL 166, "EAL" IN MECHANICAL ROOM 150A, AND "ERL" IN MECHANICAL ROOM 105A). FOR FA/MNS PANEL(S), SNAC PANELS, DISTRIBUTION AMPLIFIERS, PRINTER (INCLUDING RECEPTACLE) AS REQUIRED INCLUDING, BUT NOT LIMITED TO, CIRCUIT BREAKER(S) (20A, 1-POLE), CONDUIT, WIRING, ETC. PROVIDE BREAKER LOCK(S) FOR CIRCUIT(S) FEEDING FIRE ALARM EQUIPMENT. PROVIDE BREAKER LOCK (SPACE AGE ELECTRONICS ELOCK-FA KIT OR ENGINEER APPROVED EQUIVALENT). NOTE: ALL FIRE ALARM EQUIPMENT LOCATIONS ARE NOT SHOWN ON THE DRAWINGS. CONTRACTOR SHALL INCLUDE ALL NECESSARY EMERGENCY CIRCUITING AS PART OF THE BASE BID.

## NEW WORK NOTES:

1. EXTERIOR AREA – NO CEILINGS.
2. AHU-R.1 IS 100% OA (OUTSIDE AIR) RETURN; THEREFORE, NO SMOKE DETECTION IS REQUIRED. PROVIDE AHU SHUTDOWN RELAY WITHIN THREE (3) FEET OF CONTROLLER.
3. AHU-2 SERVES ROOM 201A (201B AND 201C DO NOT HAVE DOORS AND ARE CONSIDERED PART OF SPACE) ONLY; THEREFORE BASED ON NCSBC 606.2 EXCEPTION, NO SMOKE DETECTION IS REQUIRED. PROVIDE AHU SHUTDOWN RELAY WITHIN THREE (3) FEET OF CONTROLLER. AHU AND CONTROLLER ARE LOCATED ON ROOF.
4. AHU-3 SERVES ROOM 202A ONLY; THEREFORE BASED ON NCSBC 606.2 EXCEPTION, NO SMOKE DETECTION IS REQUIRED. PROVIDE AHU SHUTDOWN RELAY WITHIN THREE (3) FEET OF CONTROLLER. AHU AND CONTROLLER ARE LOCATED ON ROOF.
5. AHU-R.3 SERVES CIRCULATION 200M AND IS LESS THAN 2000 CFM; THEREFORE, NO SMOKE DETECTION IS REQUIRED. PROVIDE AHU SHUTDOWN RELAY WITHIN THREE (3) FEET OF CONTROLLER. AHU AND CONTROLLER ARE LOCATED ON ROOF.
6. AH.23 – PROVIDE DUCT DETECTOR IN RETURN AIR DUCT UPSTREAM OF FILTERS, OUTDOOR AIR, AND EXHAUST AIR CONNECTIONS SIMILAR TO LOCATION OF EXISTING DUCT DETECTOR. PROVIDE 12"X12" ACCESS PANEL. SEE SPECIFICATIONS FOR ADDITIONAL DETAILS.
7. AH.20 – PROVIDE DUCT DETECTOR IN RETURN AIR DUCT UPSTREAM OF FILTERS, OUTDOOR AIR, AND EXHAUST AIR CONNECTIONS SIMILAR TO LOCATION OF EXISTING DUCT DETECTOR. PROVIDE 12"X12" ACCESS PANEL. SEE SPECIFICATIONS FOR ADDITIONAL DETAILS.
8. AH.21 – PROVIDE DUCT DETECTOR IN RETURN AIR DUCT UPSTREAM OF FILTERS, OUTDOOR AIR, AND EXHAUST AIR CONNECTIONS SIMILAR TO LOCATION OF EXISTING DUCT DETECTOR. PROVIDE 12"X12" ACCESS PANEL. SEE SPECIFICATIONS FOR ADDITIONAL DETAILS.

## FIRE RATED LEGEND

- 1-HR FIRE BARRIER
- 1-HR FIRE PARTITION
- 2-HR FIRE BARRIER
- 3-HR FIRE BARRIER
- 4-HR FIRE BARRIER

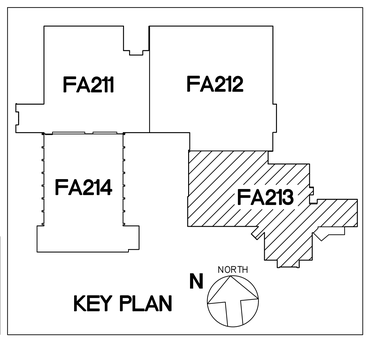


KEY PLAN

CEILING LEGEND
1. ACT
2. GYPBOARD
3. OPEN CEILING
4. HARD DECORATIVE
5. INTERLOCKING TILES

N NORTH 1 FA213 SCALE : 1/8" = 1'-0"

# SECOND FLOOR FIRE ALARM PLAN - NEW WORK (3 OF 4)

| REV.NO. | DESCRIPTION | DATE |
|---|---|---|
| 0 | ISSUED FOR BID | 2023-04-28 |

REVISIONS

NORTH CAROLINA PROFESSIONAL ENGINEER SEAL 027328 4-25-23 ANDREW D. SIMMON

McKIM&CREED
Venture IV Building, Suite 500
1730 Varsity Drive
Raleigh, North Carolina 27606
Phone: (919) 233-8091, Fax: (919) 233-8031
NC License# F-1222
www.mckimcreed.com

UNC GREENSBORO
Find your way here

UNC GREENSBORO - COLEMAN BUILDING
FIRE ALARM UPGRADES
SCO ID NO: 17-18200-01A CODE: 41725 ITEM: 323

SECOND FLOOR FIRE ALARM PLAN - NEW WORK (3 OF 4)

| | |
|---|---|
| PROJ. START DATE: | 2023.04.28 |
| MCE PROJ. # | 07144-0003 |
| DRAWN | SZ |
| DESIGNED | ADS |
| CHECKED | ADS |
| PROJ. MGR. | ADS |

SCALE
HORIZONTAL: N/A
VERTICAL: N/A

FA213
DRAWING NUMBER
REVISION

STATUS: ISSUED FOR BID

S:\07144 UNC GREENSBORO\0003\80-DRAWINGS\86-DESIGN\86E-ELECTRICAL DESIGN\CONSTRUCTION DOCUMENTS\FA214 SECOND FLOOR FIRE ALARM PLAN – NEW WORK (4 OF 4).DWG 04/25/2023 13:05:01 SOPHIE ZHOU

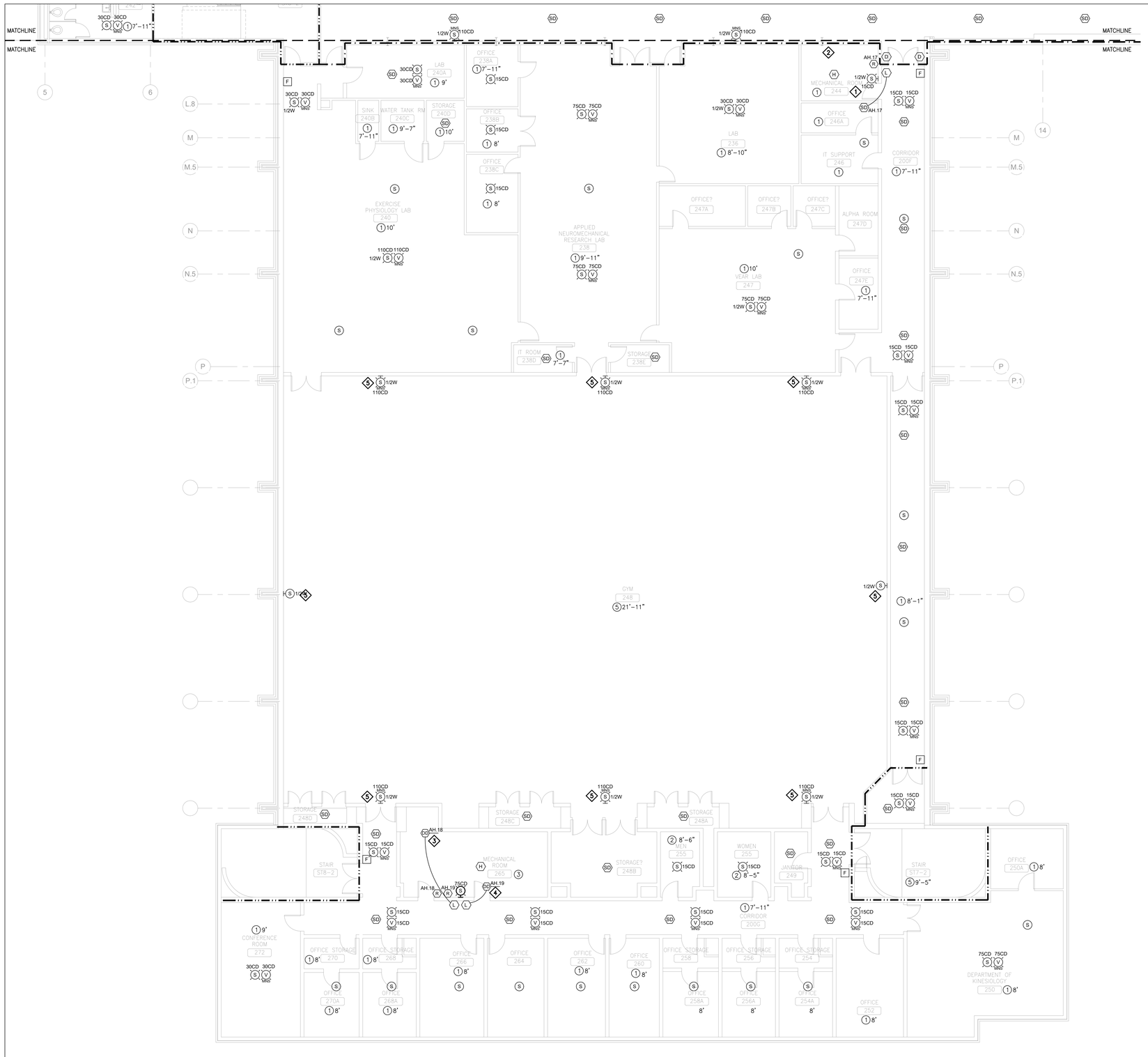


## GENERAL NOTES:

1. TEMPORARILY REMOVE AND SALVAGE EXISTING CEILING GRID AND TILES TO ACCOMODATE ELECTRICAL WORK. INSTALL NEW ELECTRICAL WORK. PROTECT EXISTING FIXTURES, FINISHES, EQUIPMENT, FURNISHING DURING REMOVAL. RE-INSTALL EXISTING CEILING GRID AND TILES. PATCH, CLEAN AND REPAIR ANY DAMAGE TO THE EXISTING SPACE.
2. ALL PENETRATIONS OF EXISTING FLOORS AND FIRE RATED WALL OR SMOKE PARTITIONS SHALL BE PATCHED & REPAIRED AS REQUIRED TO MAINTAIN THE EXISTING FIRE RATING OR SMOKE INFILTRATION INTEGRITY OF THE WALL. ALL SLEEVES, WIREWAYS, CABLE TRAYS, PIPES, DUCTWORK, ETC. SHALL BE FIRE SEALED TIGHT TO THE WALL OR FLOOR PENETRATIONS TO MAINTAIN THE REQUIRED CODE COMPLIANT FIRE RATING.
3. IN AREAS OF REMOVAL OF WALL AND CEILING MOUNTED DEVICES, CONTRACTOR SHALL REPAIR, PATCH AND CLEAN WALLS, WALL BASES, AND CEILING AS REQUIRED TO MATCH EXISTING FINISHES.
4. ALL CONDUITS, RACEWAYS, AND BOXES (UNLESS SPECIFICALLY NOTED OTHERWISE) SHALL BE PRE-PAINTED AND SUBSEQUENTLY TOUCHED-UP AS NECESSARY TO MATCH THE COLOR OF THE SURFACE IT IS ATTACHED. THIS INCLUDES INTERIOR AND EXTERIOR LOCATIONS. PAINT SHALL BE IDENTIFIED FOR INTENDED USE (INTERIOR/EXTERIOR). CONTRACTOR SHALL CONFIRM COLORS WITH OWNER PRIOR TO INSTALLATION. EXPOSED CONDUITS IN MECHANICAL AND ATTIC SPACES WILL NOT REQUIRE ADDITIONAL PAINTING OTHER THAN AS ADDRESSED IN THE SPECIFICATION REQUIREMENTS. (TYPICAL)
5. SMOKE DETECTORS SHALL BE PROVIDED TO COMPLY WITH THE LATEST NFPA 72 – 2013 REQUIREMENTS INCLUDING: MINIMUM OF 3'-0" BETWEEN DEVICE AND HVAC DIFFUSERS/REGISTER; MINIMUM OF 6'-0" TO FIXED COOKING APPLIANCES; MINIMUM OF 3'-0" TO TIP OF FAN BLADE.
6. SPEAKER WATTAGES ARE ¼ WATT UNLESS NOTED OTHERWISE.
7. DRAWINGS INCLUDE CEILING TYPES AND HEIGHTS FOR THE MAJORITY OF THE SPACES. NOTIFICATION DEVICES SHALL BE INSTALLED TO MEET NFPA 72 REQUIREMENTS FOR COVERAGE.
8. UNLESS SPECIFICALLY NOTED OTHERWISE, THE INTENT IS FOR ALL CONDUIT TO BE CONCEALED IN FINISHED SPACES. CONTRACTOR SHALL PROVIDE ACCESS PANELS AS NECESSARY TO FACILITATE INSTALLATION IN HARD CEILINGS. CONTRACTOR SHALL REPAIR ALL AREAS TO MATCH EXISTING FINISHES.
9. WHILE THE INTENT IS FOR FIRE ALARM RACEWAY TO BE CONCEALED, IN APPROVED LOCATIONS WHERE SURFACE MOUNTING IS REQUIRED, BOXES SHALL BE FINISHED OR DEVICES SHALL INCLUDE FACTORY SKIRTS FOR CLEAN FINISHED INSTALLATION.
10. JANITOR'S ROOMS SHALL HAVE HEAT DETECTORS LOCATED AS FAR FROM SINK AS POSSIBLE WHILE COMPLYING WITH NFPA 72 INSTALLATION REQUIREMENTS.
11. CONTRACTOR SHALL PROVIDE ELECTRICAL CIRCUIT(S) FROM EXISTING EMERGENCY PANELS ("EQL" IN MECHANICAL 166, "EAL" IN MECHANICAL ROOM 150A, AND "ERL" IN MECHANICAL ROOM 105A). FOR FA/MNS PANEL(S), SNAC PANELS, DISTRIBUTION AMPLIFIERS, PRINTER (INCLUDING RECEPTACLE) AS REQUIRED INCLUDING, BUT NOT LIMITED TO, CIRCUIT BREAKER(S) (20A, 1-POLE), CONDUIT, WIRING, ETC. PROVIDE BREAKER LOCK(S) FOR CIRCUIT(S) FEEDING FIRE ALARM EQUIPMENT. PROVIDE BREAKER LOCK (SPACE AGE ELECTRONICS ELOCK-FA KIT OR ENGINEER APPROVED EQUIVALENT). NOTE: ALL FIRE ALARM EQUIPMENT LOCATIONS ARE NOT SHOWN ON THE DRAWINGS. CONTRACTOR SHALL INCLUDE ALL NECESSARY EMERGENCY CIRCUITING AS PART OF THE BASE BID.

## NEW WORK NOTES:

1. MECHANICAL ROOM INCLUDES IT EQUIPMENT.
2. AH.17 – PROVIDE PHOTOELECTRIC SMOKE DETECTOR AT RETURN AIR SYSTEM OPENING ABOVE CEILING UPSTREAM OF FILTERS, OUTDOOR AIR, AND EXHAUST AIR CONNECTIONS FOR SECOND FLOOR RETURN. DETECTOR SHALL BE INSTALLED 12' OR LESS FROM THE OPENING AND CENTERED IN OPENING WHILE STILL PROVIDING ACCESS TO FIRE DAMPER. PROVIDE REMOTE LED (REMOTE TEST SWITCH NOT REQUIRED) IN LOCATION SHOWN. ROOM/SPACE IS UTILIZED AS PLENUM FOR AH.17. AH.17 IS LOCATED IN MECHANICAL ROOM 244.
3. AH.18 – PROVIDE DUCT DETECTOR IN RETURN AIR DUCT UPSTREAM OF FILTERS, OUTDOOR AIR, AND EXHAUST AIR CONNECTIONS SIMILAR TO LOCATION OF EXISTING DUCT DETECTOR. PROVIDE 12"X12" ACCESS PANEL. SEE SPECIFICATIONS FOR ADDITIONAL DETAILS.
4. AH.19 – PROVIDE DUCT DETECTOR IN RETURN AIR DUCT UPSTREAM OF FILTERS, OUTDOOR AIR, AND EXHAUST AIR CONNECTIONS SIMILAR TO LOCATION OF EXISTING DUCT DETECTOR. PROVIDE 12"X12" ACCESS PANEL. SEE SPECIFICATIONS FOR ADDITIONAL DETAILS.
5. PROVIDE WIRE GUARDS FOR ALL FIRE ALARM DEVICES IN GYM AREA. SIZE AND COLOR SHALL MATCH DEVICE.




## FIRE RATED LEGEND

- 1-HR FIRE BARRIER
- 1-HR FIRE PARTITION
- 2-HR FIRE BARRIER
- 3-HR FIRE BARRIER
- 4-HR FIRE BARRIER

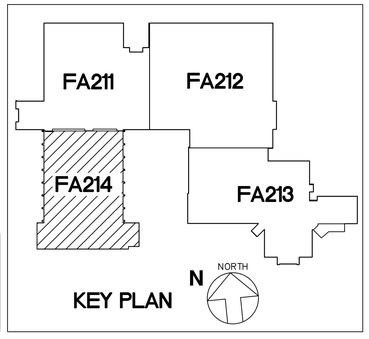


## CEILING LEGEND

1. ACT
2. GYPBOARD
3. OPEN CEILING
4. HARD DECORATIVE
5. INTERLOCKING TILES

N NORTH

1 FA214

## SECOND FLOOR FIRE ALARM PLAN - NEW WORK (4 OF 4)

SCALE : 1/8" = 1'-0"

| REV.NO. | DESCRIPTION | DATE |
|---|---|---|
| 0 | ISSUED FOR BID | 2023-04-28 |

REVISIONS

NORTH CAROLINA PROFESSIONAL ENGINEER SEAL 027328 4-25-23 ANDREW D. SLOMKIN

McKIM&CREED
Venture IV Building, Suite 500
1730 Varsity Drive
Raleigh, North Carolina 27606
Phone: (919) 233-8091, Fax: (919) 233-8031
NC License# F-1222
www.mckimcreed.com

UNC GREENSBORO
Find your way here

UNC GREENSBORO - COLEMAN BUILDING
FIRE ALARM UPGRADES

SCO ID NO: 17-18200-01A CODE: 41725 ITEM: 323

SECOND FLOOR FIRE ALARM PLAN -
NEW WORK (4 OF 4)

| | |
|---|---|
| PROJ. START DATE: | 2023.04.28 |
| MCE PROJ. # | 07144-0003 |
| DRAWN | SZ |
| DESIGNED | ADS |
| CHECKED | ADS |
| PROJ. MGR. | ADS |

SCALE
HORIZONTAL: N/A
VERTICAL: N/A

FA214
DRAWING NUMBER

REVISION

STATUS: ISSUED FOR BID

S:\07144 UNC GREENSBORO\0003\80-DRAWINGS\86-DESIGN\86E-ELECTRICAL DESIGN\CONSTRUCTION DOCUMENTS\FA214 SECOND FLOOR FIRE ALARM PLAN – NEW WORK (4 OF 4).DWG 04/25/2023 13:05:05 SOPHIE ZHOU

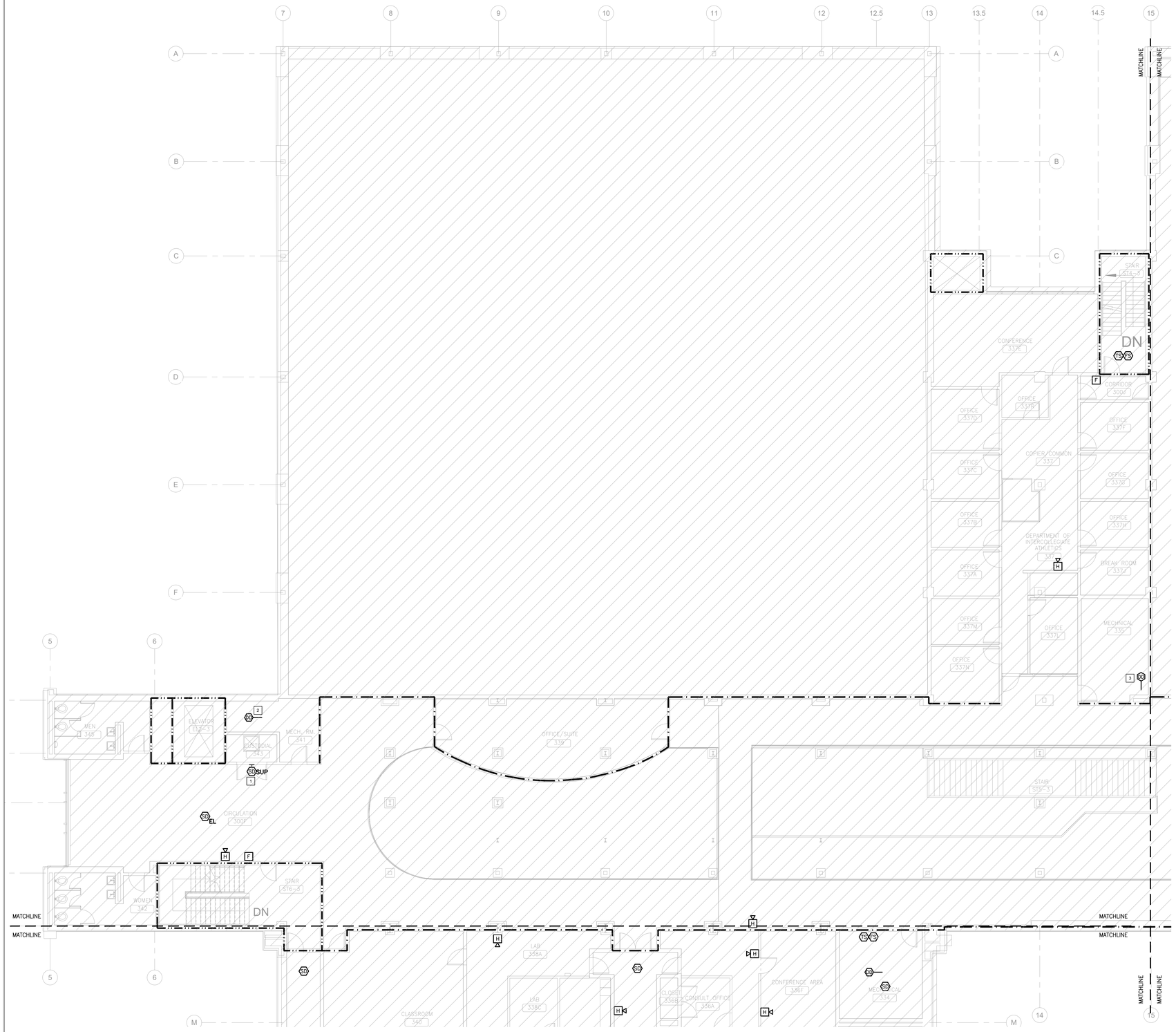


## GENERAL NOTES:

1. TEMPORARILY REMOVE AND SALVAGE EXISTING CEILING GRID AND TILES TO ACCOMODATE ELECTRICAL WORK. INSTALL NEW ELECTRICAL WORK. PROTECT EXISTING FIXTURES, FINISHES, EQUIPMENT, FURNISHING DURING REMOVAL. RE-INSTALL EXISTING CEILING GRID AND TILES. PATCH, CLEAN AND REPAIR ANY DAMAGE TO THE EXISTING SPACE.
2. ALL PENETRATIONS OF EXISTING FLOORS AND FIRE RATED WALL OR SMOKE PARTITIONS SHALL BE PATCHED & REPAIRED AS REQUIRED TO MAINTAIN THE EXISTING FIRE RATING OR SMOKE INFILTRATION INTEGRITY OF THE WALL. ALL SLEEVES, WIREWAYS, CABLE TRAYS, PIPES, DUCTWORK, ETC. SHALL BE FIRE SEALED TIGHT TO THE WALL OR FLOOR PENETRATIONS TO MAINTAIN THE REQUIRED CODE COMPLIANT FIRE RATING.
3. IN AREAS OF REMOVAL OF WALL AND CEILING MOUNTED DEVICES, CONTRACTOR SHALL REPAIR, PATCH AND CLEAN WALLS, WALL BASES, AND CEILING AS REQUIRED TO MATCH EXISTING FINISHES.

## # DEMOLITION KEYED NOTES:

1. DEMOLISH EXISTING DETECTOR FOR ELEVATOR SUPPRESSION SYSTEM NO LONGER REQUIRED FOR OPERATION OF SUPPRESSION SYSTEM UPON COMPLETION AND OPERATION OF NEW FIRE ALARM CONTROL PANEL AND ASSOCIATED DEVICES. SUPPRESSION SYSTEM TANKS, ACUTATORS, PIPING, MANUAL RELEASE AND SIMILAR COMPONENTS SHALL REMAIN.
2. AH.24 – DEMOLISH DUCT DETECTOR FROM RETURN AIR DUCT AND ASSOCIATED COMPONENTS (RELAYS, RAILS, CONDUIT, CABLING, ETC.).
3. AH.25 – DEMOLISH DUCT DETECTOR FROM RETURN AIR DUCT AND ASSOCIATED COMPONENTS (RELAYS, RAILS, CONDUIT, CABLING, ETC.).

| FIRE RATED LEGEND | |
|---|---|
| | 1-HR FIRE BARRIER |
| | 1-HR FIRE PARTITION |
| | 2-HR FIRE BARRIER |
| | 3-HR FIRE BARRIER |
| | 4-HR FIRE BARRIER |

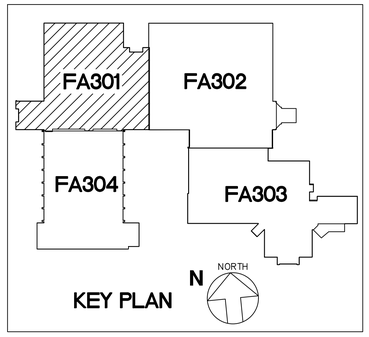


N NORTH 1 FA301 SCALE : 1/8" = 1'-0"

# THIRD FLOOR FIRE ALARM PLAN - DEMOLITION (1 OF 4)

| REV.NO. | DESCRIPTION | DATE |
|---|---|---|
| 0 | ISSUED FOR BID | 2023-04-28 |

REVISIONS

NORTH CAROLINA PROFESSIONAL ENGINEER SEAL 027528 4-25-23 ANDREW D. SIGMON

McKIM&CREED
Venture IV Building, Suite 500
1730 Varsity Drive
Raleigh, North Carolina 27606
Phone: (919) 233-8091, Fax: (919) 233-8031
NC License# F-1222
www.mckimcreed.com

UNC GREENSBORO
Find your way here

UNC GREENSBORO - COLEMAN BUILDING
FIRE ALARM UPGRADES
SCO ID NO: 17-18200-01A CODE: 41725 ITEM: 323

THIRD FLOOR FIRE ALARM PLAN - DEMOLITION (1 OF 4)

| | |
|---|---|
| PROJ. START DATE: | 2023.04.28 |
| MCE PROJ. # | 07144-0003 |
| DRAWN | SZ |
| DESIGNED | ADS |
| CHECKED | ADS |
| PROJ. MGR. | ADS |

SCALE
HORIZONTAL: N/A
VERTICAL: N/A

FA301
DRAWING NUMBER
REVISION

STATUS: ISSUED FOR BID

S:\07144 UNC GREENSBORO\0003\80-DRAWINGS\86-DESIGN\86E-ELECTRICAL DESIGN\CONSTRUCTION DOCUMENTS\FA304 THIRD FLOOR FIRE ALARM PLAN – DEMOLITION (4 OF 4).DWG 04/25/2023 13:05:15 SOPHIE ZHOU

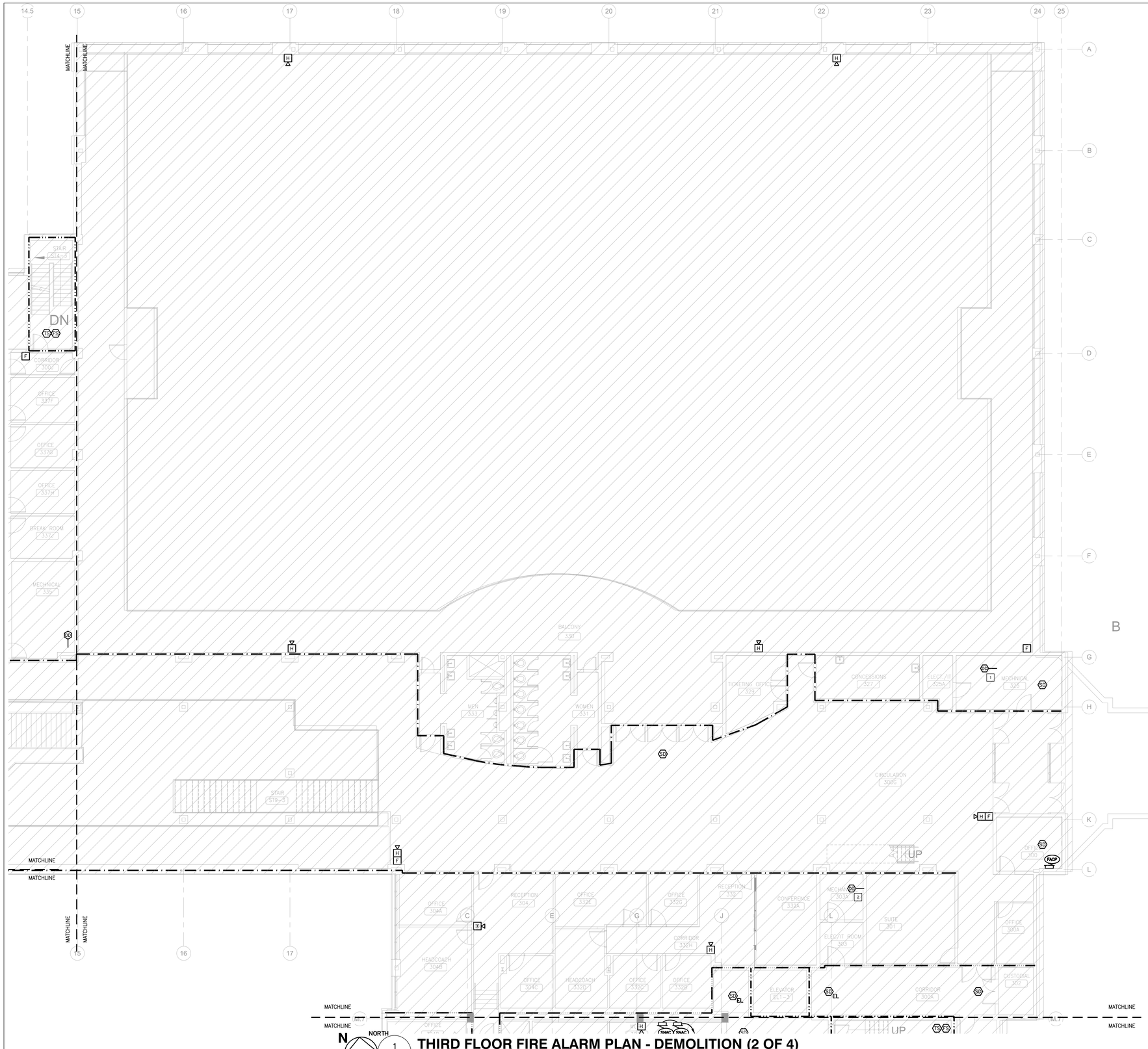


## GENERAL NOTES:

1. TEMPORARILY REMOVE AND SALVAGE EXISTING CEILING GRID AND TILES TO ACCOMODATE ELECTRICAL WORK. INSTALL NEW ELECTRICAL WORK. PROTECT EXISTING FIXTURES, FINISHES, EQUIPMENT, FURNISHING DURING REMOVAL. RE-INSTALL EXISTING CEILING GRID AND TILES. PATCH, CLEAN AND REPAIR ANY DAMAGE TO THE EXISTING SPACE.
2. ALL PENETRATIONS OF EXISTING FLOORS AND FIRE RATED WALL OR SMOKE PARTITIONS SHALL BE PATCHED & REPAIRED AS REQUIRED TO MAINTAIN THE EXISTING FIRE RATING OR SMOKE INFILTRATION INTEGRITY OF THE WALL. ALL SLEEVES, WIREWAYS, CABLE TRAYS, PIPES, DUCTWORK, ETC. SHALL BE FIRE SEALED TIGHT TO THE WALL OR FLOOR PENETRATIONS TO MAINTAIN THE REQUIRED CODE COMPLIANT FIRE RATING.
3. IN AREAS OF REMOVAL OF WALL AND CEILING MOUNTED DEVICES, CONTRACTOR SHALL REPAIR, PATCH AND CLEAN WALLS, WALL BASES, AND CEILING AS REQUIRED TO MATCH EXISTING FINISHES.

## # DEMOLITION KEYED NOTES:

1. AH.25A – DEMOLISH DUCT DETECTOR FROM RETURN AIR DUCT AND ASSOCIATED COMPONENTS (RELAYS, RAILS, CONDUIT, CABLING, ETC.).
2. AH.28 – DEMOLISH DUCT DETECTOR AT AHU RETURN AIR FILTER AND ASSOCIATED COMPONENTS (RELAYS, RAILS, CONDUIT, CABLING, ETC.).

**FIRE RATED LEGEND**

- 1-HR FIRE BARRIER
- 1-HR FIRE PARTITION
- 2-HR FIRE BARRIER
- 3-HR FIRE BARRIER
- 4-HR FIRE BARRIER

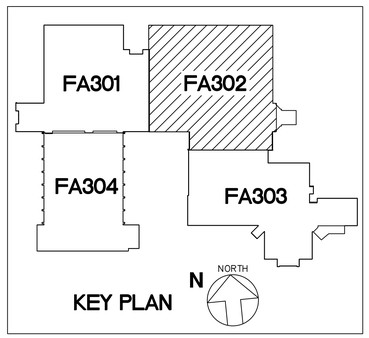


# THIRD FLOOR FIRE ALARM PLAN - DEMOLITION (2 OF 4)

1 FA302 SCALE : 1/8" = 1'-0"

| REV.NO | DESCRIPTION | DATE |
|---|---|---|
| 0 | ISSUED FOR BID | 2023-04-28 |

REVISIONS

NORTH CAROLINA PROFESSIONAL ENGINEER SEAL 027328 ANDREW D. SIMON

McKIM&CREED
Venture IV Building, Suite 500
1730 Varsity Drive
Raleigh, North Carolina 27606
Phone: (919) 233-8091, Fax: (919) 233-8031
NC License# F-1222
www.mckimcreed.com

UNC GREENSBORO
Find your way here

UNC GREENSBORO - COLEMAN BUILDING
FIRE ALARM UPGRADES
SCO ID NO: 17-18200-01A CODE: 41725 ITEM: 323

THIRD FLOOR FIRE ALARM PLAN - DEMOLITION (2 OF 4)

| | |
|---|---|
| PROJ. START DATE: | 2023.04.28 |
| MCE PROJ. # | 07144-0003 |
| DRAWN | SZ |
| DESIGNED | ADS |
| CHECKED | ADS |
| PROJ. MGR. | ADS |

SCALE
HORIZONTAL: N/A
VERTICAL: N/A

FA302
DRAWING NUMBER
REVISION

STATUS: ISSUED FOR BID

S:\07144 UNC GREENSBORO\0003\80-DRAWINGS\86-DESIGN\86E-ELECTRICAL DESIGN\CONSTRUCTION DOCUMENTS\FA304 THIRD FLOOR FIRE ALARM PLAN – DEMOLITION (4 OF 4).DWG 04/25/2023 13:05:20 SOPHIE ZHOU

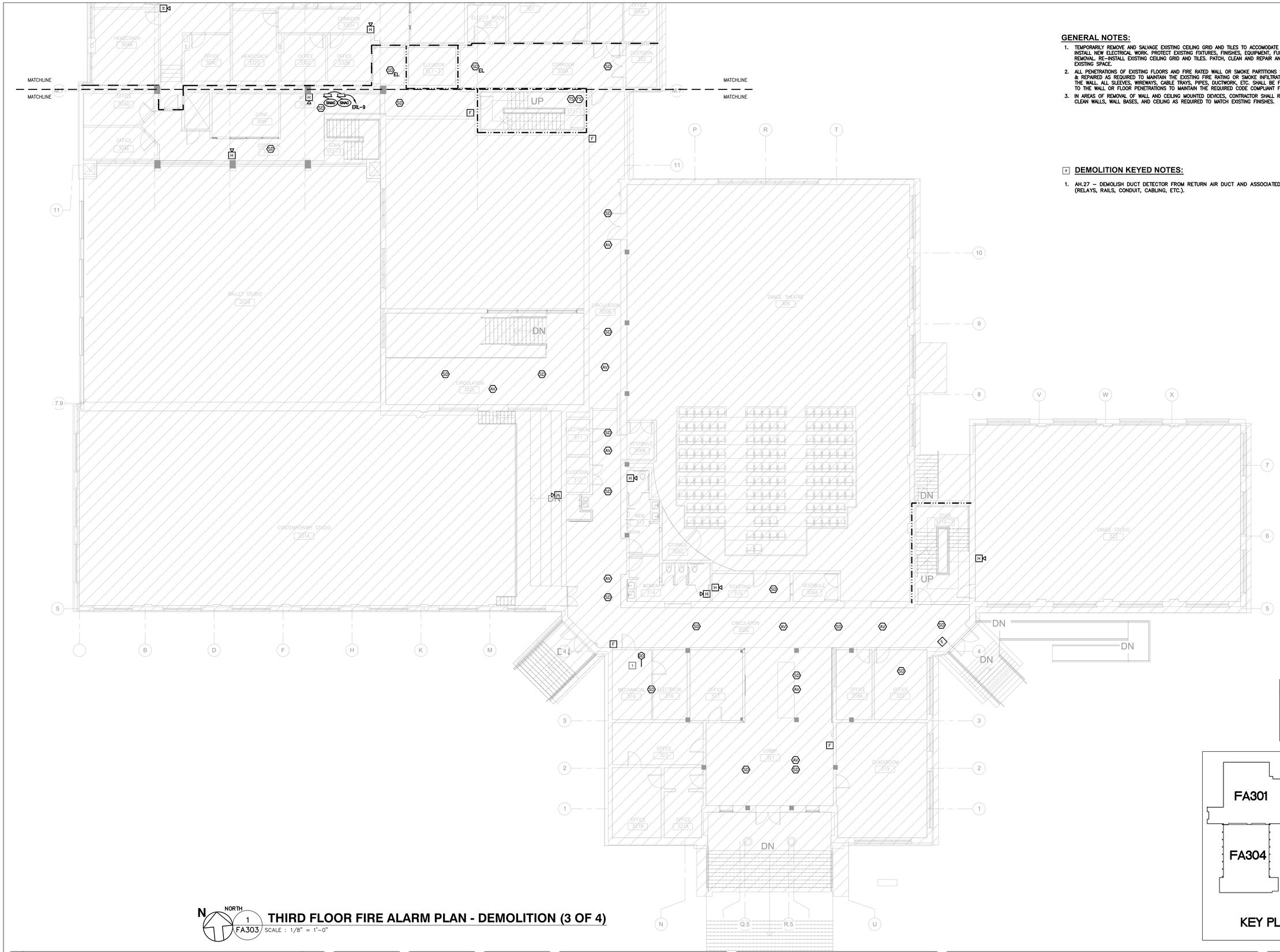


## GENERAL NOTES:

1. TEMPORARILY REMOVE AND SALVAGE EXISTING CEILING GRID AND TILES TO ACCOMODATE ELECTRICAL WORK. INSTALL NEW ELECTRICAL WORK. PROTECT EXISTING FIXTURES, FINISHES, EQUIPMENT, FURNISHING DURING REMOVAL. RE-INSTALL EXISTING CEILING GRID AND TILES. PATCH, CLEAN AND REPAIR ANY DAMAGE TO THE EXISTING SPACE.
2. ALL PENETRATIONS OF EXISTING FLOORS AND FIRE RATED WALL OR SMOKE PARTITIONS SHALL BE PATCHED & REPAIRED AS REQUIRED TO MAINTAIN THE EXISTING FIRE RATING OR SMOKE INFILTRATION INTEGRITY OF THE WALL. ALL SLEEVES, WIREWAYS, CABLE TRAYS, PIPES, DUCTWORK, ETC. SHALL BE FIRE SEALED TIGHT TO THE WALL OR FLOOR PENETRATIONS TO MAINTAIN THE REQUIRED CODE COMPLIANT FIRE RATING.
3. IN AREAS OF REMOVAL OF WALL AND CEILING MOUNTED DEVICES, CONTRACTOR SHALL REPAIR, PATCH AND CLEAN WALLS, WALL BASES, AND CEILING AS REQUIRED TO MATCH EXISTING FINISHES.

## # DEMOLITION KEYED NOTES:

1. AH.27 – DEMOLISH DUCT DETECTOR FROM RETURN AIR DUCT AND ASSOCIATED COMPONENTS (RELAYS, RAILS, CONDUIT, CABLING, ETC.).

## FIRE RATED LEGEND

- 1-HR FIRE BARRIER
- 1-HR FIRE PARTITION
- 2-HR FIRE BARRIER
- 3-HR FIRE BARRIER
- 4-HR FIRE BARRIER

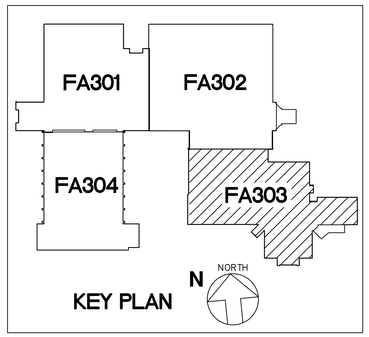


N NORTH 1 FA303 SCALE : 1/8" = 1'-0"

# THIRD FLOOR FIRE ALARM PLAN - DEMOLITION (3 OF 4)

| REV.NO. | DESCRIPTION | DATE |
|---|---|---|
| 0 | ISSUED FOR BID | 2023-04-28 |

REVISIONS

NORTH CAROLINA PROFESSIONAL ENGINEER SEAL 027328 4-25-23 ANDREW D. SIGMON

McKIM&CREED
Venture IV Building, Suite 500
1730 Varsity Drive
Raleigh, North Carolina 27606
Phone: (919) 233-8091, Fax: (919) 233-8031
NC License# F-1222
www.mckimcreed.com

UNC GREENSBORO
Find your way here

UNC GREENSBORO - COLEMAN BUILDING
FIRE ALARM UPGRADES
SCO ID NO: 17-18200-01A CODE: 41725 ITEM: 323

THIRD FLOOR FIRE ALARM PLAN - DEMOLITION (3 OF 4)

| | |
|---|---|
| PROJ. START DATE: | 2023.04.28 |
| MCE PROJ. # | 07144-0003 |
| DRAWN | SZ |
| DESIGNED | ADS |
| CHECKED | ADS |
| PROJ. MGR. | ADS |

SCALE
HORIZONTAL: N/A
VERTICAL: N/A

FA303
DRAWING NUMBER

REVISION

STATUS: ISSUED FOR BID

S:\07144 UNC GREENSBORO\0003\80-DRAWINGS\86-DESIGN\86E-ELECTRICAL DESIGN\CONSTRUCTION DOCUMENTS\FA304 THIRD FLOOR FIRE ALARM PLAN – DEMOLITION (4 OF 4).DWG 04/25/2023 13:05:25 SOPHIE ZHOU

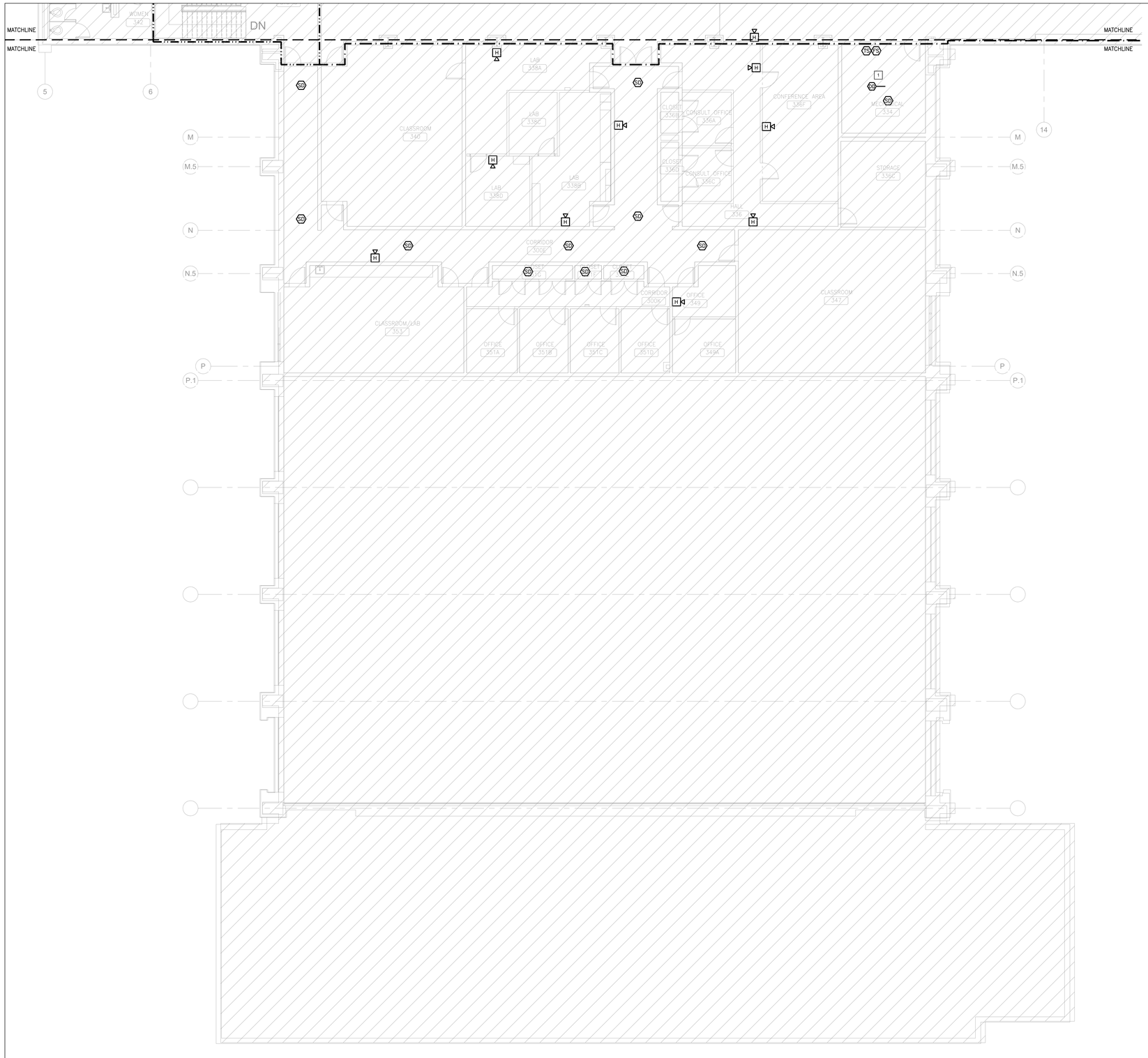


## GENERAL NOTES:

1. TEMPORARILY REMOVE AND SALVAGE EXISTING CEILING GRID AND TILES TO ACCOMODATE ELECTRICAL WORK. INSTALL NEW ELECTRICAL WORK. PROTECT EXISTING FIXTURES, FINISHES, EQUIPMENT, FURNISHING DURING REMOVAL. RE-INSTALL EXISTING CEILING GRID AND TILES. PATCH, CLEAN AND REPAIR ANY DAMAGE TO THE EXISTING SPACE.
2. ALL PENETRATIONS OF EXISTING FLOORS AND FIRE RATED WALL OR SMOKE PARTITIONS SHALL BE PATCHED & REPAIRED AS REQUIRED TO MAINTAIN THE EXISTING FIRE RATING OR SMOKE INFILTRATION INTEGRITY OF THE WALL. ALL SLEEVES, WIREWAYS, CABLE TRAYS, PIPES, DUCTWORK, ETC. SHALL BE FIRE SEALED TIGHT TO THE WALL OR FLOOR PENETRATIONS TO MAINTAIN THE REQUIRED CODE COMPLIANT FIRE RATING.
3. IN AREAS OF REMOVAL OF WALL AND CEILING MOUNTED DEVICES, CONTRACTOR SHALL REPAIR, PATCH AND CLEAN WALLS, WALL BASES, AND CEILING AS REQUIRED TO MATCH EXISTING FINISHES.

## # DEMOLITION KEYED NOTES:

1. AH.26 – DEMOLISH DUCT DETECTOR FROM RETURN AIR DUCT AND ASSOCIATED COMPONENTS (RELAYS, RAILS, CONDUIT, CABLING, ETC.).

### FIRE RATED LEGEND

- 1-HR FIRE BARRIER
- 1-HR FIRE PARTITION
- 2-HR FIRE BARRIER
- 3-HR FIRE BARRIER
- 4-HR FIRE BARRIER

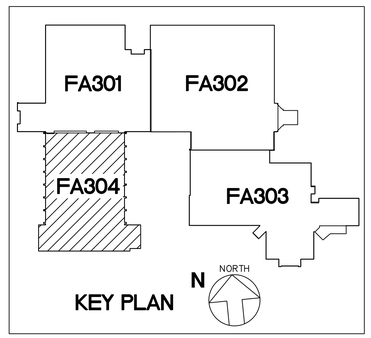


N NORTH 1 FA304 SCALE : 1/8" = 1'-0"

## THIRD FLOOR FIRE ALARM PLAN - DEMOLITION (4 OF 4)

| REV.NO | DESCRIPTION | DATE |
|---|---|---|
| 0 | ISSUED FOR BID | 2023-04-28 |

REVISIONS

NORTH CAROLINA PROFESSIONAL ENGINEER SEAL 027328 ANDREW D. SIMON 4-25-23

McKIM&CREED
Venture IV Building, Suite 500
1730 Varsity Drive
Raleigh, North Carolina 27606
Phone: (919) 233-8091, Fax: (919) 233-8031
NC License# F-1222
www.mckimcreed.com

UNC GREENSBORO
Find your way here

UNC GREENSBORO - COLEMAN BUILDING
FIRE ALARM UPGRADES
SCO ID NO: 17-18200-01A CODE: 41725 ITEM: 323

THIRD FLOOR FIRE ALARM PLAN - DEMOLITION (4 OF 4)

| | |
|---|---|
| PROJ. START DATE: | 2023.04.28 |
| MCE PROJ. # | 07144-0003 |
| DRAWN | SZ |
| DESIGNED | ADS |
| CHECKED | ADS |
| PROJ. MGR. | ADS |

SCALE
HORIZONTAL: N/A
VERTICAL: N/A

FA304
DRAWING NUMBER
REVISION

STATUS: ISSUED FOR BID

S:\07144 UNC GREENSBORO\0003\80-DRAWINGS\86-DESIGN\86E-ELECTRICAL DESIGN\CONSTRUCTION DOCUMENTS\FA304 THIRD FLOOR FIRE ALARM PLAN – DEMOLITION (4 OF 4).DWG 04/25/2023 13:05:30 SOPHIE ZHOU

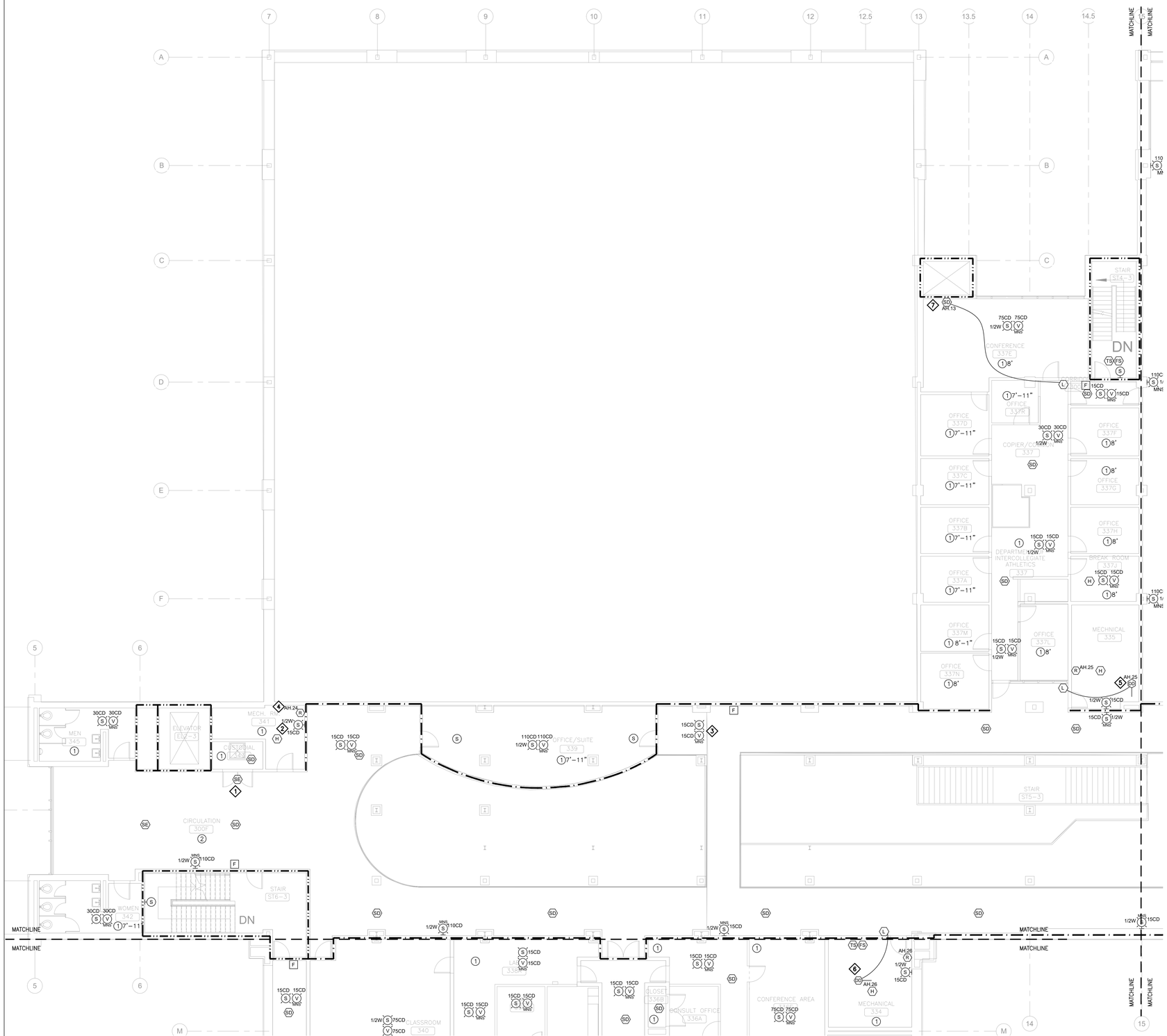


## GENERAL NOTES:

1. TEMPORARILY REMOVE AND SALVAGE EXISTING CEILING GRID AND TILES TO ACCOMODATE ELECTRICAL WORK. INSTALL NEW ELECTRICAL WORK. PROTECT EXISTING FIXTURES, FINISHES, EQUIPMENT, FURNISHING DURING REMOVAL. RE-INSTALL EXISTING CEILING GRID AND TILES. PATCH, CLEAN AND REPAIR ANY DAMAGE TO THE EXISTING SPACE.
2. ALL PENETRATIONS OF EXISTING FLOORS AND FIRE RATED WALL OR SMOKE PARTITIONS SHALL BE PATCHED & REPAIRED AS REQUIRED TO MAINTAIN THE EXISTING FIRE RATING OR SMOKE INFILTRATION INTEGRITY OF THE WALL. ALL SLEEVES, WIREWAYS, CABLE TRAYS, PIPES, DUCTWORK, ETC. SHALL BE FIRE SEALED TIGHT TO THE WALL OR FLOOR PENETRATIONS TO MAINTAIN THE REQUIRED CODE COMPLIANT FIRE RATING.
3. IN AREAS OF REMOVAL OF WALL AND CEILING MOUNTED DEVICES, CONTRACTOR SHALL REPAIR, PATCH AND CLEAN WALLS, WALL BASES, AND CEILING AS REQUIRED TO MATCH EXISTING FINISHES.
4. ALL CONDUITS, RACEWAYS, AND BOXES (UNLESS SPECIFICALLY NOTED OTHERWISE) SHALL BE PRE-PAINTED AND SUBSEQUENTLY TOUCHED-UP AS NECESSARY TO MATCH THE COLOR OF THE SURFACE IT IS ATTACHED. THIS INCLUDES INTERIOR AND EXTERIOR LOCATIONS. PAINT SHALL BE IDENTIFIED FOR INTENDED USE (INTERIOR/EXTERIOR). CONTRACTOR SHALL CONFIRM COLORS WITH OWNER PRIOR TO INSTALLATION. EXPOSED CONDUITS IN MECHANICAL AND ATTIC SPACES WILL NOT REQUIRE ADDITIONAL PAINTING OTHER THAN AS ADDRESSED IN THE SPECIFICATION REQUIREMENTS. (TYPICAL)
5. SMOKE DETECTORS SHALL BE PROVIDED TO COMPLY WITH THE LATEST NFPA 72 – 2013 REQUIREMENTS INCLUDING: MINIMUM OF 3'-0" BETWEEN DEVICE AND HVAC DIFFUSERS/REGISTER; MINIMUM OF 6'-0" TO FIXED COOKING APPLIANCES; MINIMUM OF 3'-0" TO TIP OF FAN BLADE.
6. SPEAKER WATTAGES ARE ¼ WATT UNLESS NOTED OTHERWISE.
7. DRAWINGS INCLUDE CEILING TYPES AND HEIGHTS FOR THE MAJORITY OF THE SPACES. NOTIFICATION DEVICES SHALL BE INSTALLED TO MEET NFPA 72 REQUIREMENTS FOR COVERAGE.
8. UNLESS SPECIFICALLY NOTED OTHERWISE, THE INTENT IS FOR ALL CONDUIT TO BE CONCEALED IN FINISHED SPACES. CONTRACTOR SHALL PROVIDE ACCESS PANELS AS NECESSARY TO FACILITATE INSTALLATION IN HARD CEILINGS. CONTRACTOR SHALL REPAIR ALL AREAS TO MATCH EXISTING FINISHES.
9. WHILE THE INTENT IS FOR FIRE ALARM RACEWAY TO BE CONCEALED, IN APPROVED LOCATIONS WHERE SURFACE MOUNTING IS REQUIRED, BOXES SHALL BE FINISHED OR DEVICES SHALL INCLUDE FACTORY SKIRTS FOR CLEAN FINISHED INSTALLATION.
10. JANITOR'S ROOMS SHALL HAVE HEAT DETECTORS LOCATED AS FAR FROM SINK AS POSSIBLE WHILE COMPLYING WITH NFPA 72 INSTALLATION REQUIREMENTS.
11. CONTRACTOR SHALL PROVIDE ELECTRICAL CIRCUIT(S) FROM EXISTING EMERGENCY PANELS ('EQL' IN MECHANICAL 166, 'EAL' IN MECHANICAL ROOM 150A, AND 'ERL' IN MECHANICAL ROOM 105A). FOR FA/MNS PANEL(S), SNAC PANELS, DISTRIBUTION AMPLIFIERS, PRINTER (INCLUDING RECEPTACLE) AS REQUIRED INCLUDING, BUT NOT LIMITED TO, CIRCUIT BREAKER(S) (20A, 1-POLE), CONDUIT, WIRING, ETC. PROVIDE BREAKER LOCK(S) FOR CIRCUIT(S) FEEDING FIRE ALARM EQUIPMENT. PROVIDE BREAKER LOCK (SPACE AGE ELECTRONICS ELOCK-FA KIT OR ENGINEER APPROVED EQUIVALENT). NOTE: ALL FIRE ALARM EQUIPMENT LOCATIONS ARE NOT SHOWN ON THE DRAWINGS. CONTRACTOR SHALL INCLUDE ALL NECESSARY EMERGENCY CIRCUITING AS PART OF THE BASE BID.

## NEW WORK NOTES:

1. EXISTING DRY CHEMICAL FIRE SUPPRESSION SYSTEM (TANK, ACTUATORS, ETC.) FOR THE ELEVATOR EQUIPMENT ROOM 147 SHALL BE CONTROLLED BY NEW FIRE ALARM PANEL THAT SHALL BE COMPATIBLE AND LISTED FOR RELEASING FUNCTIONANALITY WITH THE EXISTING SYSTEM (KIDDE MODEL IND-21). NEW DETECTION DEVICES SHALL INCLUDE DETECTOR IN ELEVATOR EQUIPMENT ROOM 147, DUCT DETECTOR IN CUSTODIAL 145, DETECTORS IN ASSOCIATED ELEVATOR LOBBIES ON FLOORS 1, 2, AND 3, AND ANY ADDITIONAL DEVICES REQUIRED FOR DETECTION FOR SUPPRESSION SYSTEM. SEE FA111 FOR ADDITIONAL DETAILS.
2. ACCESS TO MECHANICAL MEZZANINE ABOVE. WATCH YOUR HEAD.
3. MOUNT DEVICE(S) ON THE STRUCTURAL BEAM.
4. AH.24 IS LESS THAN 2000 CFM; THEREFORE, NO SMOKE DETECTION IS REQUIRED. PROVIDE AHU SHUTDOWN RELAY WITHIN THREE (3) FEET OF CONTROLLER.
5. AH.25 – PROVIDE DUCT DETECTOR IN RETURN AIR DUCT UPSTREAM OF FILTERS, OUTDOOR AIR, AND EXHAUST AIR CONNECTIONS SIMILAR TO LOCATION OF EXISTING DUCT DETECTOR. PROVIDE 12"X12" ACCESS PANEL. SEE SPECIFICATIONS FOR ADDITIONAL DETAILS. ROOM/SPACE IS UTILIZED AS PLENUM FOR AH.25.
6. AH.26 – PROVIDE DUCT DETECTOR IN RETURN AIR DUCT UPSTREAM OF FILTERS, OUTDOOR AIR, AND EXHAUST AIR CONNECTIONS SIMILAR TO LOCATION OF EXISTING DUCT DETECTOR. PROVIDE 12"X12" ACCESS PANEL. SEE SPECIFICATIONS FOR ADDITIONAL DETAILS.
7. AH.13 SERVES FOUR (4) FLOORS – PROVIDE PHOTOELECTRIC SMOKE DETECTOR AT RETURN AIR SYSTEM OPENING ABOVE CEILING UPSTREAM OF FILTERS, OUTDOOR AIR, AND EXHAUST AIR CONNECTIONS FOR THIRD FLOOR RETURN. DETECTOR SHALL BE INSTALLED 12" OR LESS FROM THE OPENING AND CENTERED IN OPENING WHILE STILL PROVIDING ACCESS TO FIRE DAMPER. PROVIDE REMOTE LED (REMOTE TEST SWITCH NOT REQUIRED) IN LOCATION SHOWN. ROOM/SPACE IS UTILIZED AS PLENUM FOR AH.13. AH.13 IS LOCATED IN MECHANICAL ROOM 237G.

## FIRE RATED LEGEND

- 1-HR FIRE BARRIER
- 1-HR FIRE PARTITION
- 2-HR FIRE BARRIER
- 3-HR FIRE BARRIER
- 4-HR FIRE BARRIER

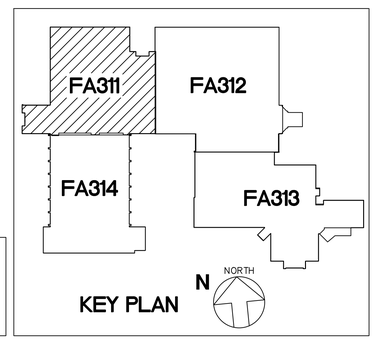


CEILING LEGEND

1. ACT
2. GYPBOARD
3. OPEN CEILING
4. HARD DECORATIVE
5. INTERLOCKING TILES

N NORTH

1 FA311 **THIRD FLOOR FIRE ALARM PLAN - NEW WORK (1 OF 4)**

SCALE : 1/8" = 1'-0"

| REV.NO. | DESCRIPTION | DATE |
|---|---|---|
| 0 | ISSUED FOR BID | 2023-04-28 |

REVISIONS

NORTH CAROLINA PROFESSIONAL ENGINEER SEAL 027328 4-21-23 ANDREW D. SIGMON

McKIM&CREED
Venture IV Building, Suite 500
1730 Varsity Drive
Raleigh, North Carolina 27606
Phone: (919) 233-8091, Fax: (919) 233-8031
NC License# F-1222
www.mckimcreed.com

UNC GREENSBORO
Find your way here

UNC GREENSBORO - COLEMAN BUILDING
FIRE ALARM UPGRADES

SCO ID NO: 17-18200-01A CODE: 41725 ITEM: 323

THIRD FLOOR FIRE ALARM PLAN -
NEW WORK (1 OF 4)

| | |
|---|---|
| PROJ. START DATE: | 2023.04.28 |
| MCE PROJ. # | 07144-0003 |
| DRAWN | SZ |
| DESIGNED | ADS |
| CHECKED | ADS |
| PROJ. MGR. | ADS |

SCALE
HORIZONTAL: N/A
VERTICAL: N/A

FA311
DRAWING NUMBER

REVISION

STATUS: ISSUED FOR BID

S:\07144 UNC GREENSBORO\0003\80-DRAWINGS\86-DESIGN\86E-ELECTRICAL DESIGN\CONSTRUCTION DOCUMENTS\FA314 THIRD FLOOR FIRE ALARM PLAN – NEW WORK (4 OF 4).DWG 04/25/2023 13:05:41 SOPHIE ZHOU

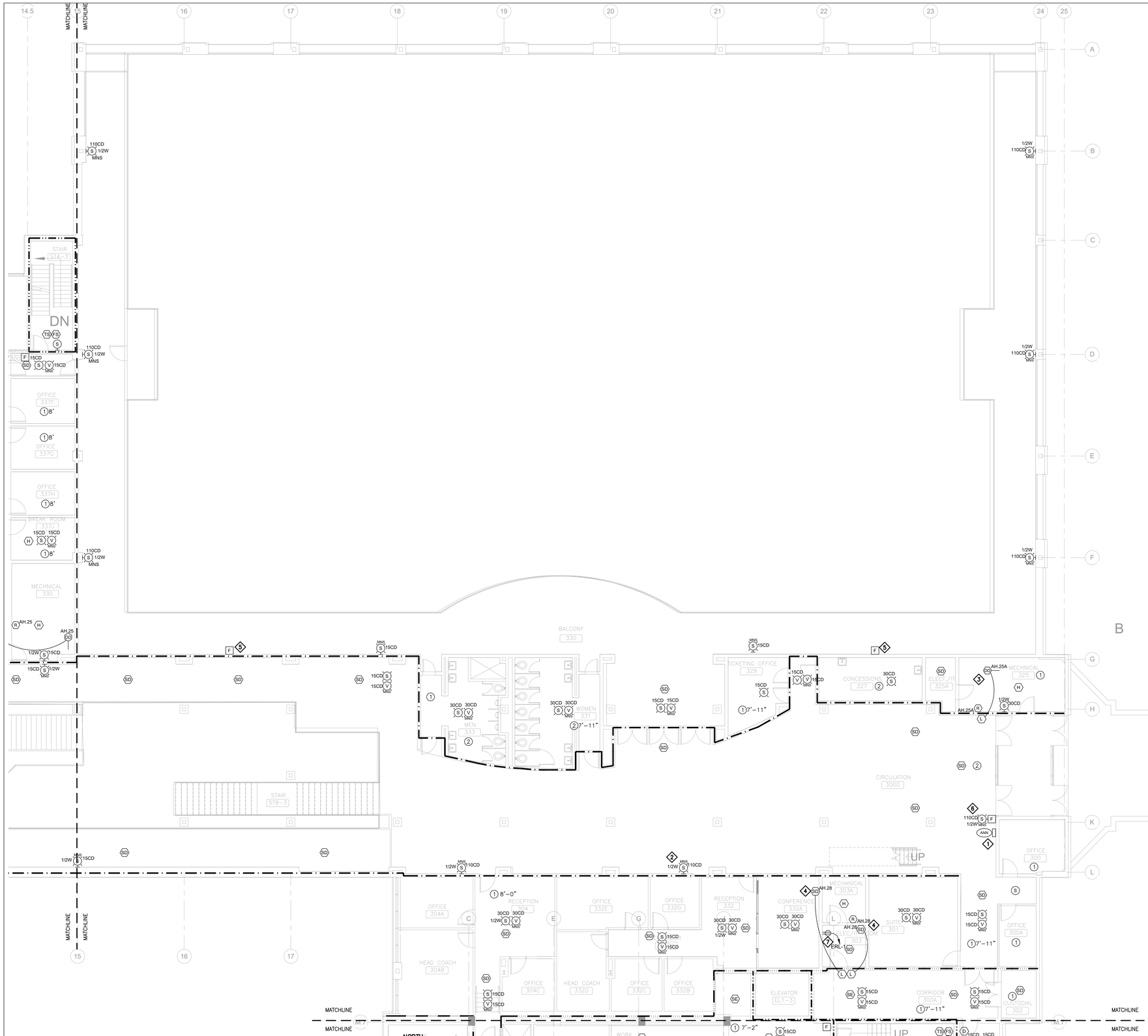


## GENERAL NOTES:

1. TEMPORARILY REMOVE AND SALVAGE EXISTING CEILING GRID AND TILES TO ACCOMODATE ELECTRICAL WORK. INSTALL NEW ELECTRICAL WORK. PROTECT EXISTING FIXTURES, FINISHES, EQUIPMENT, FURNISHING DURING REMOVAL. RE-INSTALL EXISTING CEILING GRID AND TILES. PATCH, CLEAN AND REPAIR ANY DAMAGE TO THE EXISTING SPACE.
2. ALL PENETRATIONS OF EXISTING FLOORS AND FIRE RATED WALL OR SMOKE PARTITIONS SHALL BE PATCHED & REPAIRED AS REQUIRED TO MAINTAIN THE EXISTING FIRE RATING OR SMOKE INFILTRATION INTEGRITY OF THE WALL. ALL SLEEVES, WIREWAYS, CABLE TRAYS, PIPES, DUCTWORK, ETC. SHALL BE FIRE SEALED TIGHT TO THE WALL OR FLOOR PENETRATIONS TO MAINTAIN THE REQUIRED CODE COMPLIANT FIRE RATING.
3. IN AREAS OF REMOVAL OF WALL AND CEILING MOUNTED DEVICES, CONTRACTOR SHALL REPAIR, PATCH AND CLEAN WALLS, WALL BASES, AND CEILING AS REQUIRED TO MATCH EXISTING FINISHES.
4. ALL CONDUITS, RACEWAYS, AND BOXES (UNLESS SPECIFICALLY NOTED OTHERWISE) SHALL BE PRE-PAINTED AND SUBSEQUENTLY TOUCHED-UP AS NECESSARY TO MATCH THE COLOR OF THE SURFACE IT IS ATTACHED. THIS INCLUDES INTERIOR AND EXTERIOR LOCATIONS. PAINT SHALL BE IDENTIFIED FOR INTENDED USE (INTERIOR/EXTERIOR). CONTRACTOR SHALL CONFIRM COLORS WITH OWNER PRIOR TO INSTALLATION. EXPOSED CONDUITS IN MECHANICAL AND ATTIC SPACES WILL NOT REQUIRE ADDITIONAL PAINTING OTHER THAN AS ADDRESSED IN THE SPECIFICATION REQUIREMENTS. (TYPICAL)
5. SMOKE DETECTORS SHALL BE PROVIDED TO COMPLY WITH THE LATEST NFPA 72 – 2013 REQUIREMENTS INCLUDING: MINIMUM OF 3'-0" BETWEEN DEVICE AND HVAC DIFFUSERS/REGISTER; MINIMUM OF 6'-0" TO FIXED COOKING APPLIANCES; MINIMUM OF 3'-0" TO TIP OF FAN BLADE.
6. SPEAKER WATTAGES ARE ¼ WATT UNLESS NOTED OTHERWISE.
7. DRAWINGS INCLUDE CEILING TYPES AND HEIGHTS FOR THE MAJORITY OF THE SPACES. NOTIFICATION DEVICES SHALL BE INSTALLED TO MEET NFPA 72 REQUIREMENTS FOR COVERAGE.
8. UNLESS SPECIFICALLY NOTED OTHERWISE, THE INTENT IS FOR ALL CONDUIT TO BE CONCEALED IN FINISHED SPACES. CONTRACTOR SHALL PROVIDE ACCESS PANELS AS NECESSARY TO FACILITATE INSTALLATION IN HARD CEILINGS. CONTRACTOR SHALL REPAIR ALL AREAS TO MATCH EXISTING FINISHES.
9. WHILE THE INTENT IS FOR FIRE ALARM RACEWAY TO BE CONCEALED, IN APPROVED LOCATIONS WHERE SURFACE MOUNTING IS REQUIRED, BOXES SHALL BE FINISHED OR DEVICES SHALL INCLUDE FACTORY SKIRTS FOR CLEAN FINISHED INSTALLATION.
10. JANITOR'S ROOMS SHALL HAVE HEAT DETECTORS LOCATED AS FAR FROM SINK AS POSSIBLE WHILE COMPLYING WITH NFPA 72 INSTALLATION REQUIREMENTS.
11. CONTRACTOR SHALL PROVIDE ELECTRICAL CIRCUIT(S) FROM EXISTING EMERGENCY PANELS ("EQL" IN MECHANICAL 166, "EAL" IN MECHANICAL ROOM 150A, AND "ERL" IN MECHANICAL ROOM 105A). FOR FA/MNS PANEL(S), SNAC PANELS, DISTRIBUTION AMPLIFIERS, PRINTER (INCLUDING RECEPTACLE) AS REQUIRED INCLUDING, BUT NOT LIMITED TO, CIRCUIT BREAKER(S) (20A, 1-POLE), CONDUIT, WIRING, ETC. PROVIDE BREAKER LOCK(S) FOR CIRCUIT(S) FEEDING FIRE ALARM EQUIPMENT. PROVIDE BREAKER LOCK (SPACE AGE ELECTRONICS ELOCK-FA KIT OR ENGINEER APPROVED EQUIVALENT). NOTE: ALL FIRE ALARM EQUIPMENT LOCATIONS ARE NOT SHOWN ON THE DRAWINGS. CONTRACTOR SHALL INCLUDE ALL NECESSARY EMERGENCY CIRCUITING AS PART OF THE BASE BID.

## NEW WORK NOTES:

1. PROVIDE FIRE ALARM ANNUNCIATOR NEAR ENTRANCE TO BUILDING. COORDINATE LOCATION WITH OWNER.
2. COORDINATE DEVICE LOCATION(S) WITH EXISTING "SPARTAN BASKETBALL" LOGO WHILE MAITAINING PROPER COVERAGE.
3. AH.25A – PROVIDE DUCT DETECTOR IN RETURN AIR DUCT UPSTREAM OF FILTERS, OUTDOOR AIR, AND EXHAUST AIR CONNECTIONS SIMILAR TO LOCATION OF EXISTING DUCT DETECTOR. PROVIDE 12"X12" ACCESS PANEL. SEE SPECIFICATIONS FOR ADDITIONAL DETAILS. ROOM/SPACE IS UTILIZED AS PLENUM FOR AH.25A.
4. AH.28 – PROVIDE PHOTOELECTRIC SMOKE DETECTOR AT RETURN AIR SYSTEM OPENING ABOVE CEILING UPSTREAM OF FILTERS, OUTDOOR AIR, AND EXHAUST AIR CONNECTIONS FOR THIRD FLOOR RETURN. DETECTOR SHALL BE INSTALLED 12' OR LESS FROM THE OPENING AND CENTERED IN OPENING WHILE STILL PROVIDING ACCESS TO FIRE DAMPER. PROVIDE REMOTE LED (REMOTE TEST SWITCH NOT REQUIRED) IN LOCATION SHOWN. ROOM/SPACE IS UTILIZED AS PLENUM FOR AH.28. AH.13 IS LOCATED IN MECHANICAL ROOM 303A.
5. PROVIDE STI STOPPER II (OR APPROVED EQUAL) PROTECTIVE COVER FOR PULL STATION.
6. MOUNT LENS COMPLETELY BETWEEN 80" AND 86" AFF TO PROVIDE COVERAGE TO CIRCULATION AREA BELOW BULKHEAD.
7. PROVIDE EMERGENCY CIRCUIT FROM PANELBOARD "ERL" LOCATED IN MECHANICAL ROOM 105 TO NEW RECEPTACLE TO SUPPORT DATA EQUIPMENT USED TO TRANSMIT FIRE ALARM COMMUNICATIONS TO POLICE DEPARTMENT. PROVIDE 20A 1-POLE BREAKER, CONDUIT (3/4" MINIMUM), WIRING, RECEPTACLE (20A RED), ETC. AS REQUIRED FOR COMPLETE INSTALLATION. PROVIDE BREAKER LOCK (SPACE AGE ELECTRONICS ELOCK-FA KIT OR ENGINEER APPROVED EQUIVALENT). UPON ENERGIZATION COORDINATE FOR OWNER TO TRANSFER EQUIPMENT FROM EXISTING NORMAL RECEPTACLE TO NEW EMERGENCY RECEPTACLE.

## FIRE RATED LEGEND

- 1-HR FIRE BARRIER
- 1-HR FIRE PARTITION
- 2-HR FIRE BARRIER
- 3-HR FIRE BARRIER
- 4-HR FIRE BARRIER

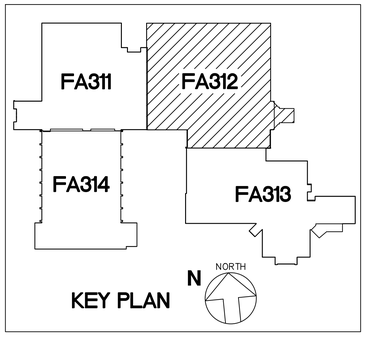


### CEILING LEGEND

1. ACT
2. GYPBOARD
3. OPEN CEILING
4. HARD DECORATIVE
5. INTERLOCKING TILES

N NORTH 1 FA312 **THIRD FLOOR FIRE ALARM PLAN - NEW WORK (2 OF 4)**
SCALE : 1/8" = 1'-0"

| REV.NO. | DESCRIPTION | DATE |
|---|---|---|
| 0 | ISSUED FOR BID | 2023-04-28 |

REVISIONS

NORTH CAROLINA PROFESSIONAL ENGINEER SEAL 027526 4-21-23 ANDREW D. SIGMON

McKIM&CREED
Venture IV Building, Suite 500
1730 Varsity Drive
Raleigh, North Carolina 27606
Phone: (919) 233-8091, Fax: (919) 233-8031
NC License# F-1222
www.mckimcreed.com

UNC GREENSBORO
Find your way here

UNC GREENSBORO - COLEMAN BUILDING
FIRE ALARM UPGRADES
SCO ID NO: 17-18200-01A CODE: 41725 ITEM: 323

THIRD FLOOR FIRE ALARM PLAN -
NEW WORK (2 OF 4)

| | |
|---|---|
| PROJ. START DATE: | 2023.04.28 |
| MCE PROJ. # | 07144-0003 |
| DRAWN | SZ |
| DESIGNED | ADS |
| CHECKED | ADS |
| PROJ. MGR. | ADS |

SCALE
HORIZONTAL: N/A
VERTICAL: N/A

FA312
DRAWING NUMBER
REVISION

STATUS: ISSUED FOR BID

S:\07144 UNC GREENSBORO\0003\80-DRAWINGS\86-DESIGN\86E-ELECTRICAL DESIGN\CONSTRUCTION DOCUMENTS\FA314 THIRD FLOOR FIRE ALARM PLAN – NEW WORK (4 OF 4).DWG 04/25/2023 13:05:46 SOPHIE ZHOU

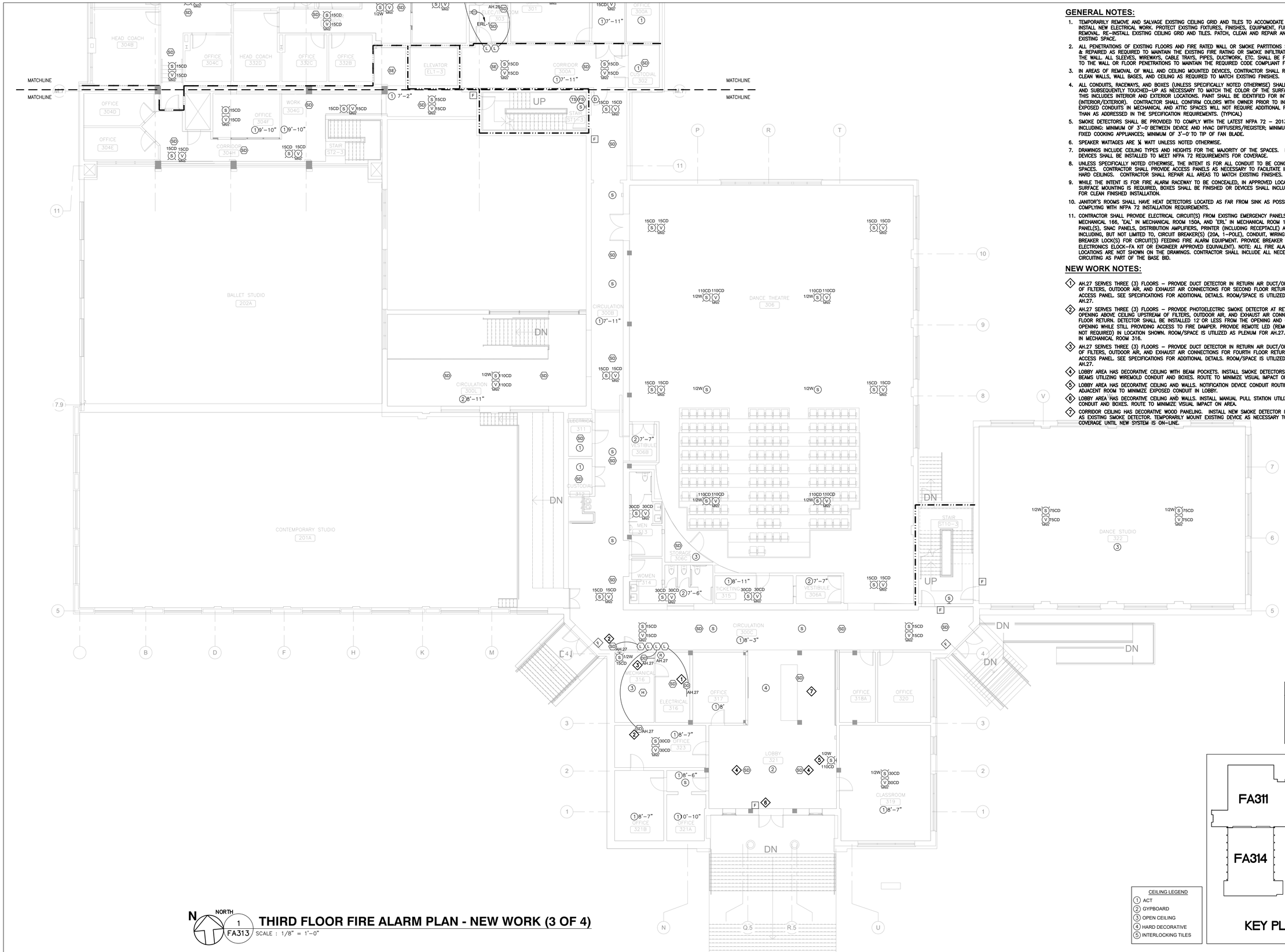


## GENERAL NOTES:

1. TEMPORARILY REMOVE AND SALVAGE EXISTING CEILING GRID AND TILES TO ACCOMODATE ELECTRICAL WORK. INSTALL NEW ELECTRICAL WORK. PROTECT EXISTING FIXTURES, FINISHES, EQUIPMENT, FURNISHING DURING REMOVAL. RE-INSTALL EXISTING CEILING GRID AND TILES. PATCH, CLEAN AND REPAIR ANY DAMAGE TO THE EXISTING SPACE.
2. ALL PENETRATIONS OF EXISTING FLOORS AND FIRE RATED WALL OR SMOKE PARTITIONS SHALL BE PATCHED & REPAIRED AS REQUIRED TO MAINTAIN THE EXISTING FIRE RATING OR SMOKE INFILTRATION INTEGRITY OF THE WALL. ALL SLEEVES, WIREWAYS, CABLE TRAYS, PIPES, DUCTWORK, ETC. SHALL BE FIRE SEALED TIGHT TO THE WALL OR FLOOR PENETRATIONS TO MAINTAIN THE REQUIRED CODE COMPLIANT FIRE RATING.
3. IN AREAS OF REMOVAL OF WALL AND CEILING MOUNTED DEVICES, CONTRACTOR SHALL REPAIR, PATCH AND CLEAN WALLS, WALL BASES, AND CEILING AS REQUIRED TO MATCH EXISTING FINISHES.
4. ALL CONDUITS, RACEWAYS, AND BOXES (UNLESS SPECIFICALLY NOTED OTHERWISE) SHALL BE PRE-PAINTED AND SUBSEQUENTLY TOUCHED-UP AS NECESSARY TO MATCH THE COLOR OF THE SURFACE IT IS ATTACHED. THIS INCLUDES INTERIOR AND EXTERIOR LOCATIONS. PAINT SHALL BE IDENTIFIED FOR INTENDED USE (INTERIOR/EXTERIOR). CONTRACTOR SHALL CONFIRM COLORS WITH OWNER PRIOR TO INSTALLATION. EXPOSED CONDUITS IN MECHANICAL AND ATTIC SPACES WILL NOT REQUIRE ADDITIONAL PAINTING OTHER THAN AS ADDRESSED IN THE SPECIFICATION REQUIREMENTS. (TYPICAL)
5. SMOKE DETECTORS SHALL BE PROVIDED TO COMPLY WITH THE LATEST NFPA 72 – 2013 REQUIREMENTS INCLUDING: MINIMUM OF 3'-0" BETWEEN DEVICE AND HVAC DIFFUSERS/REGISTER; MINIMUM OF 6'-0" TO FIXED COOKING APPLIANCES; MINIMUM OF 3'-0" TO TIP OF FAN BLADE.
6. SPEAKER WATTAGES ARE ¼ WATT UNLESS NOTED OTHERWISE.
7. DRAWINGS INCLUDE CEILING TYPES AND HEIGHTS FOR THE MAJORITY OF THE SPACES. NOTIFICATION DEVICES SHALL BE INSTALLED TO MEET NFPA 72 REQUIREMENTS FOR COVERAGE.
8. UNLESS SPECIFICALLY NOTED OTHERWISE, THE INTENT IS FOR ALL CONDUIT TO BE CONCEALED IN FINISHED SPACES. CONTRACTOR SHALL PROVIDE ACCESS PANELS AS NECESSARY TO FACILITATE INSTALLATION IN HARD CEILINGS. CONTRACTOR SHALL REPAIR ALL AREAS TO MATCH EXISTING FINISHES.
9. WHILE THE INTENT IS FOR FIRE ALARM RACEWAY TO BE CONCEALED, IN APPROVED LOCATIONS WHERE SURFACE MOUNTING IS REQUIRED, BOXES SHALL BE FINISHED OR DEVICES SHALL INCLUDE FACTORY SKIRTS FOR CLEAN FINISHED INSTALLATION.
10. JANITOR'S ROOMS SHALL HAVE HEAT DETECTORS LOCATED AS FAR FROM SINK AS POSSIBLE WHILE COMPLYING WITH NFPA 72 INSTALLATION REQUIREMENTS.
11. CONTRACTOR SHALL PROVIDE ELECTRICAL CIRCUIT(S) FROM EXISTING EMERGENCY PANELS ("EQL" IN MECHANICAL 166, "EAL" IN MECHANICAL ROOM 150A, AND "ERL" IN MECHANICAL ROOM 105A). FOR FA/MNS PANEL(S), SNAC PANELS, DISTRIBUTION AMPLIFIERS, PRINTER (INCLUDING RECEPTACLE) AS REQUIRED INCLUDING, BUT NOT LIMITED TO, CIRCUIT BREAKER(S) (20A, 1-POLE), CONDUIT, WIRING, ETC. PROVIDE BREAKER LOCK(S) FOR CIRCUIT(S) FEEDING FIRE ALARM EQUIPMENT. PROVIDE BREAKER LOCK (SPACE AGE ELECTRONICS ELOCK-FA KIT OR ENGINEER APPROVED EQUIVALENT). NOTE: ALL FIRE ALARM EQUIPMENT LOCATIONS ARE NOT SHOWN ON THE DRAWINGS. CONTRACTOR SHALL INCLUDE ALL NECESSARY EMERGENCY CIRCUITING AS PART OF THE BASE BID.

## NEW WORK NOTES:

1. AH.27 SERVES THREE (3) FLOORS – PROVIDE DUCT DETECTOR IN RETURN AIR DUCT/OPENING UPSTREAM OF FILTERS, OUTDOOR AIR, AND EXHAUST AIR CONNECTIONS FOR SECOND FLOOR RETURN. PROVIDE 12"X12" ACCESS PANEL. SEE SPECIFICATIONS FOR ADDITIONAL DETAILS. ROOM/SPACE IS UTILIZED AS PLENUM FOR AH.27.
2. AH.27 SERVES THREE (3) FLOORS – PROVIDE PHOTOELECTRIC SMOKE DETECTOR AT RETURN AIR SYSTEM OPENING ABOVE CEILING UPSTREAM OF FILTERS, OUTDOOR AIR, AND EXHAUST AIR CONNECTIONS FOR THIRD FLOOR RETURN. DETECTOR SHALL BE INSTALLED 12" OR LESS FROM THE OPENING AND CENTERED IN OPENING WHILE STILL PROVIDING ACCESS TO FIRE DAMPER. PROVIDE REMOTE LED (REMOTE TEST SWITCH NOT REQUIRED) IN LOCATION SHOWN. ROOM/SPACE IS UTILIZED AS PLENUM FOR AH.27. AH.27 IS LOCATED IN MECHANICAL ROOM 316.
3. AH.27 SERVES THREE (3) FLOORS – PROVIDE DUCT DETECTOR IN RETURN AIR DUCT/OPENING UPSTREAM OF FILTERS, OUTDOOR AIR, AND EXHAUST AIR CONNECTIONS FOR FOURTH FLOOR RETURN. PROVIDE 12"X12" ACCESS PANEL. SEE SPECIFICATIONS FOR ADDITIONAL DETAILS. ROOM/SPACE IS UTILIZED AS PLENUM FOR AH.27.
4. LOBBY AREA HAS DECORATIVE CEILING WITH BEAM POCKETS. INSTALL SMOKE DETECTORS ON CENTER OF BEAMS UTILIZING WIREMOLD CONDUIT AND BOXES. ROUTE TO MINIMIZE VISUAL IMPACT ON AREA.
5. LOBBY AREA HAS DECORATIVE CEILING AND WALLS. NOTIFICATION DEVICE CONDUIT ROUTING SHALL BE FROM ADJACENT ROOM TO MINIMIZE EXPOSED CONDUIT IN LOBBY.
6. LOBBY AREA HAS DECORATIVE CEILING AND WALLS. INSTALL MANUAL PULL STATION UTILIZING WIREMOLD CONDUIT AND BOXES. ROUTE TO MINIMIZE VISUAL IMPACT ON AREA.
7. CORRIDOR CEILING HAS DECORATIVE WOOD PANELING. INSTALL NEW SMOKE DETECTOR IN SAME LOCATION AS EXISTING SMOKE DETECTOR. TEMPORARILY MOUNT EXISTING DEVICE AS NECESSARY TO MAINTAIN COVERAGE UNTIL NEW SYSTEM IS ON-LINE.

## FIRE RATED LEGEND

- 1-HR FIRE BARRIER
- 1-HR FIRE PARTITION
- 2-HR FIRE BARRIER
- 3-HR FIRE BARRIER
- 4-HR FIRE BARRIER

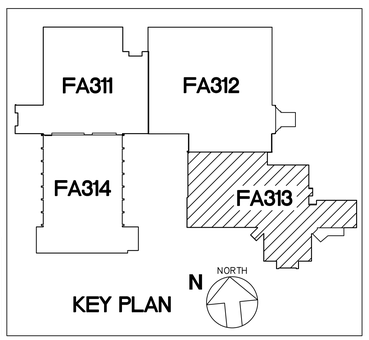


KEY PLAN

## CEILING LEGEND

1. ACT
2. GYPBOARD
3. OPEN CEILING
4. HARD DECORATIVE
5. INTERLOCKING TILES

N NORTH 1 FA313

# THIRD FLOOR FIRE ALARM PLAN - NEW WORK (3 OF 4)

SCALE : 1/8" = 1'-0"

| REV.NO. | DESCRIPTION | DATE |
|---|---|---|
| 0 | ISSUED FOR BID | 2023-04-28 |

REVISIONS

NORTH CAROLINA PROFESSIONAL ENGINEER SEAL 027328 4-25-23 ANDREW D. SIDMON

McKIM&CREED
Venture IV Building, Suite 500
1730 Varsity Drive
Raleigh, North Carolina 27606
Phone: (919) 233-8091, Fax: (919) 233-8031
NC License# F-1222
www.mckimcreed.com

UNC GREENSBORO
Find your way here

UNC GREENSBORO - COLEMAN BUILDING
FIRE ALARM UPGRADES

SCO ID NO: 17-18200-01A CODE: 41725 ITEM: 323

THIRD FLOOR FIRE ALARM PLAN - NEW WORK (3 OF 4)

| | |
|---|---|
| PROJ. START DATE: | 2023.04.28 |
| MCE PROJ. # | 07144-0003 |
| DRAWN | SZ |
| DESIGNED | ADS |
| CHECKED | ADS |
| PROJ. MGR. | ADS |

SCALE
HORIZONTAL: N/A
VERTICAL: N/A

FA313
DRAWING NUMBER

REVISION

STATUS: ISSUED FOR BID

S:\07144 UNC GREENSBORO\0003\80-DRAWINGS\86-DESIGN\86E-ELECTRICAL DESIGN\CONSTRUCTION DOCUMENTS\FA314 THIRD FLOOR FIRE ALARM PLAN – NEW WORK (4 OF 4).DWG 04/25/2023 13:05:51 SOPHIE ZHOU




## GENERAL NOTES:

1. TEMPORARILY REMOVE AND SALVAGE EXISTING CEILING GRID AND TILES TO ACCOMODATE ELECTRICAL WORK. INSTALL NEW ELECTRICAL WORK. PROTECT EXISTING FIXTURES, FINISHES, EQUIPMENT, FURNISHING DURING REMOVAL. RE-INSTALL EXISTING CEILING GRID AND TILES. PATCH, CLEAN AND REPAIR ANY DAMAGE TO THE EXISTING SPACE.
2. ALL PENETRATIONS OF EXISTING FLOORS AND FIRE RATED WALL OR SMOKE PARTITIONS SHALL BE PATCHED & REPAIRED AS REQUIRED TO MAINTAIN THE EXISTING FIRE RATING OR SMOKE INFILTRATION INTEGRITY OF THE WALL. ALL SLEEVES, WIREWAYS, CABLE TRAYS, PIPES, DUCTWORK, ETC. SHALL BE FIRE SEALED TIGHT TO THE WALL OR FLOOR PENETRATIONS TO MAINTAIN THE REQUIRED CODE COMPLIANT FIRE RATING.
3. IN AREAS OF REMOVAL OF WALL AND CEILING MOUNTED DEVICES, CONTRACTOR SHALL REPAIR, PATCH AND CLEAN WALLS, WALL BASES, AND CEILING AS REQUIRED TO MATCH EXISTING FINISHES.
4. ALL CONDUITS, RACEWAYS, AND BOXES (UNLESS SPECIFICALLY NOTED OTHERWISE) SHALL BE PRE-PAINTED AND SUBSEQUENTLY TOUCHED-UP AS NECESSARY TO MATCH THE COLOR OF THE SURFACE IT IS ATTACHED. THIS INCLUDES INTERIOR AND EXTERIOR LOCATIONS. PAINT SHALL BE IDENTIFIED FOR INTENDED USE (INTERIOR/EXTERIOR). CONTRACTOR SHALL CONFIRM COLORS WITH OWNER PRIOR TO INSTALLATION. EXPOSED CONDUITS IN MECHANICAL AND ATTIC SPACES WILL NOT REQUIRE ADDITIONAL PAINTING OTHER THAN AS ADDRESSED IN THE SPECIFICATION REQUIREMENTS. (TYPICAL)
5. SMOKE DETECTORS SHALL BE PROVIDED TO COMPLY WITH THE LATEST NFPA 72 – 2013 REQUIREMENTS INCLUDING: MINIMUM OF 3'-0" BETWEEN DEVICE AND HVAC DIFFUSERS/REGISTER; MINIMUM OF 6'-0" TO FIXED COOKING APPLIANCES; MINIMUM OF 3'-0" TO TIP OF FAN BLADE.
6. SPEAKER WATTAGES ARE ¼ WATT UNLESS NOTED OTHERWISE.
7. DRAWINGS INCLUDE CEILING TYPES AND HEIGHTS FOR THE MAJORITY OF THE SPACES. NOTIFICATION DEVICES SHALL BE INSTALLED TO MEET NFPA 72 REQUIREMENTS FOR COVERAGE.
8. UNLESS SPECIFICALLY NOTED OTHERWISE, THE INTENT IS FOR ALL CONDUIT TO BE CONCEALED IN FINISHED SPACES. CONTRACTOR SHALL PROVIDE ACCESS PANELS AS NECESSARY TO FACILITATE INSTALLATION IN HARD CEILINGS. CONTRACTOR SHALL REPAIR ALL AREAS TO MATCH EXISTING FINISHES.
9. WHILE THE INTENT IS FOR FIRE ALARM RACEWAY TO BE CONCEALED, IN APPROVED LOCATIONS WHERE SURFACE MOUNTING IS REQUIRED, BOXES SHALL BE FINISHED OR DEVICES SHALL INCLUDE FACTORY SKIRTS FOR CLEAN FINISHED INSTALLATION.
10. JANITOR'S ROOMS SHALL HAVE HEAT DETECTORS LOCATED AS FAR FROM SINK AS POSSIBLE WHILE COMPLYING WITH NFPA 72 INSTALLATION REQUIREMENTS.
11. CONTRACTOR SHALL PROVIDE ELECTRICAL CIRCUIT(S) FROM EXISTING EMERGENCY PANELS ("EQL" IN MECHANICAL 166, "EAL" IN MECHANICAL ROOM 150A, AND "ERL" IN MECHANICAL ROOM 105A). FOR FA/MNS PANEL(S), SNAC PANELS, DISTRIBUTION AMPLIFIERS, PRINTER (INCLUDING RECEPTACLE) AS REQUIRED INCLUDING, BUT NOT LIMITED TO, CIRCUIT BREAKER(S) (20A, 1-POLE), CONDUIT, WIRING, ETC. PROVIDE BREAKER LOCK(S) FOR CIRCUIT(S) FEEDING FIRE ALARM EQUIPMENT. PROVIDE BREAKER LOCK (SPACE AGE ELECTRONICS ELOCK-FA KIT OR ENGINEER APPROVED EQUIVALENT). NOTE: ALL FIRE ALARM EQUIPMENT LOCATIONS ARE NOT SHOWN ON THE DRAWINGS. CONTRACTOR SHALL INCLUDE ALL NECESSARY EMERGENCY CIRCUITING AS PART OF THE BASE BID.

### FIRE RATED LEGEND

- 1-HR FIRE BARRIER
- 1-HR FIRE PARTITION
- 2-HR FIRE BARRIER
- 3-HR FIRE BARRIER
- 4-HR FIRE BARRIER

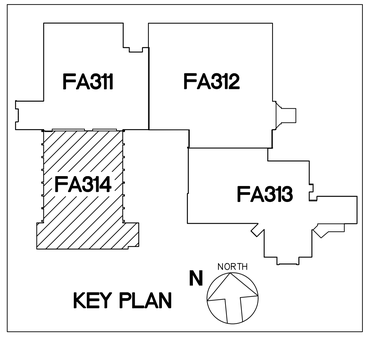


### CEILING LEGEND

1. ACT
2. GYPBOARD
3. OPEN CEILING
4. HARD DECORATIVE
5. INTERLOCKING TILES

N NORTH 1 FA314 **THIRD FLOOR FIRE ALARM PLAN - NEW WORK (4 OF 4)**
SCALE : 1/8" = 1'-0"

| REV.NO. | DESCRIPTION | DATE |
|---|---|---|
| 0 | ISSUED FOR BID | 2023-04-28 |

REVISIONS

NORTH CAROLINA PROFESSIONAL ENGINEER SEAL 027328 4-25-23 ANDREW D. SIGMON

McKIM&CREED
Venture IV Building, Suite 500
1730 Varsity Drive
Raleigh, North Carolina 27606
Phone: (919) 233-8091, Fax: (919) 233-8031
NC License# F-1222
www.mckimcreed.com

UNC GREENSBORO
Find your way here

UNC GREENSBORO - COLEMAN BUILDING
FIRE ALARM UPGRADES
SCO ID NO: 17-18200-01A CODE: 41725 ITEM: 323

THIRD FLOOR FIRE ALARM PLAN -
NEW WORK (4 OF 4)

| | |
|---|---|
| PROJ. START DATE: | 2023.04.28 |
| MCE PROJ. # | 07144-0003 |
| DRAWN | SZ |
| DESIGNED | ADS |
| CHECKED | ADS |
| PROJ. MGR. | ADS |

SCALE
HORIZONTAL: N/A
VERTICAL: N/A

FA314
DRAWING NUMBER
REVISION

STATUS: ISSUED FOR BID

S:\07144 UNC GREENSBORO\0003\80-DRAWINGS\86-DESIGN\86E-ELECTRICAL DESIGN\CONSTRUCTION DOCUMENTS\FA314 THIRD FLOOR FIRE ALARM PLAN - NEW WORK (4 OF 4).DWG 04/25/2023 13:05:56 SOPHIE ZHOU

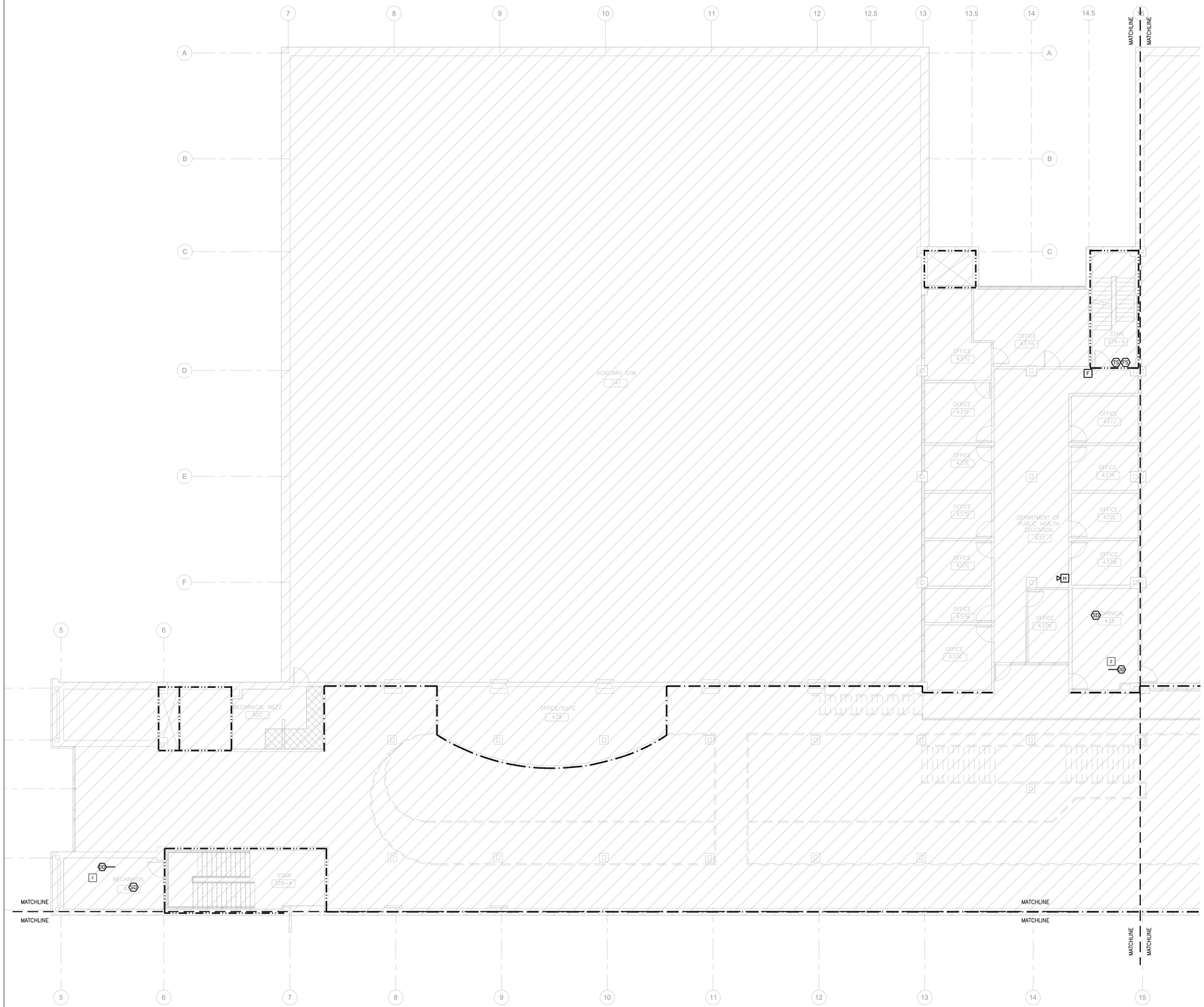


## GENERAL NOTES:

1. TEMPORARILY REMOVE AND SALVAGE EXISTING CEILING GRID AND TILES TO ACCOMODATE ELECTRICAL WORK. INSTALL NEW ELECTRICAL WORK. PROTECT EXISTING FIXTURES, FINISHES, EQUIPMENT, FURNISHING DURING REMOVAL. RE-INSTALL EXISTING CEILING GRID AND TILES. PATCH, CLEAN AND REPAIR ANY DAMAGE TO THE EXISTING SPACE.
2. ALL PENETRATIONS OF EXISTING FLOORS AND FIRE RATED WALL OR SMOKE PARTITIONS SHALL BE PATCHED & REPAIRED AS REQUIRED TO MAINTAIN THE EXISTING FIRE RATING OR SMOKE INFILTRATION INTEGRITY OF THE WALL. ALL SLEEVES, WIREWAYS, CABLE TRAYS, PIPES, DUCTWORK, ETC. SHALL BE FIRE SEALED TIGHT TO THE WALL OR FLOOR PENETRATIONS TO MAINTAIN THE REQUIRED CODE COMPLIANT FIRE RATING.
3. IN AREAS OF REMOVAL OF WALL AND CEILING MOUNTED DEVICES, CONTRACTOR SHALL REPAIR, PATCH AND CLEAN WALLS, WALL BASES, AND CEILING AS REQUIRED TO MATCH EXISTING FINISHES.

## # DEMOLITION KEYED NOTES:

1. AH.29 – DEMOLISH DUCT DETECTOR FROM RETURN AIR DUCT AND ASSOCIATED COMPONENTS (RELAYS, RAILS, CONDUIT, CABLING, ETC.).
2. AH.30 – DEMOLISH DUCT DETECTOR FROM RETURN AIR DUCT AND ASSOCIATED COMPONENTS (RELAYS, RAILS, CONDUIT, CABLING, ETC.).

### FIRE RATED LEGEND

- 1-HR FIRE BARRIER
- 1-HR FIRE PARTITION
- 2-HR FIRE BARRIER
- 3-HR FIRE BARRIER
- 4-HR FIRE BARRIER

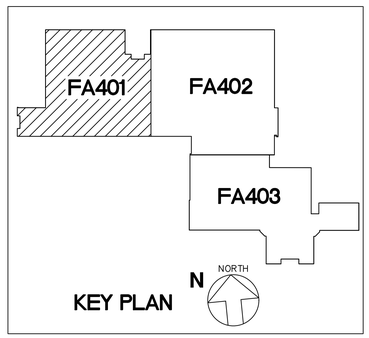


N NORTH 1 FA401 **FOURTH FLOOR FIRE ALARM PLAN - DEMOLITION (1 OF 3)**
SCALE : 1/8" = 1'-0"

| REV.NO. | DESCRIPTION | DATE |
|---|---|---|
| 0 | ISSUED FOR BID | 2023-04-28 |

REVISIONS

NORTH CAROLINA PROFESSIONAL ENGINEER SEAL 027326 4-21-23 ANDREW D. SIGMON

McKIM&CREED
Venture IV Building, Suite 500
1730 Varsity Drive
Raleigh, North Carolina 27606
Phone: (919) 233-8091, Fax: (919) 233-8031
NC License# F-1222
www.mckimcreed.com

UNC GREENSBORO
Find your way here

UNC GREENSBORO - COLEMAN BUILDING
FIRE ALARM UPGRADES
SCO ID NO: 17-18200-01A CODE: 41725 ITEM: 323

FOURTH FLOOR FIRE ALARM PLAN - DEMOLITION (1 OF 3)

| | |
|---|---|
| PROJ. START DATE: | 2023.04.28 |
| MCE PROJ. # | 07144-0003 |
| DRAWN | SZ |
| DESIGNED | ADS |
| CHECKED | ADS |
| PROJ. MGR. | ADS |

SCALE
HORIZONTAL: N/A
VERTICAL: N/A

FA401
DRAWING NUMBER
REVISION

STATUS: ISSUED FOR BID

S:\07144 UNC GREENSBORO\0003\80-DRAWINGS\86-DESIGN\86E-ELECTRICAL DESIGN\CONSTRUCTION DOCUMENTS\FA403 FOURTH FLOOR FIRE ALARM PLAN – DEMOLITION (3 OF 3).DWG 04/25/2023 13:06:05 SOPHIE ZHOU

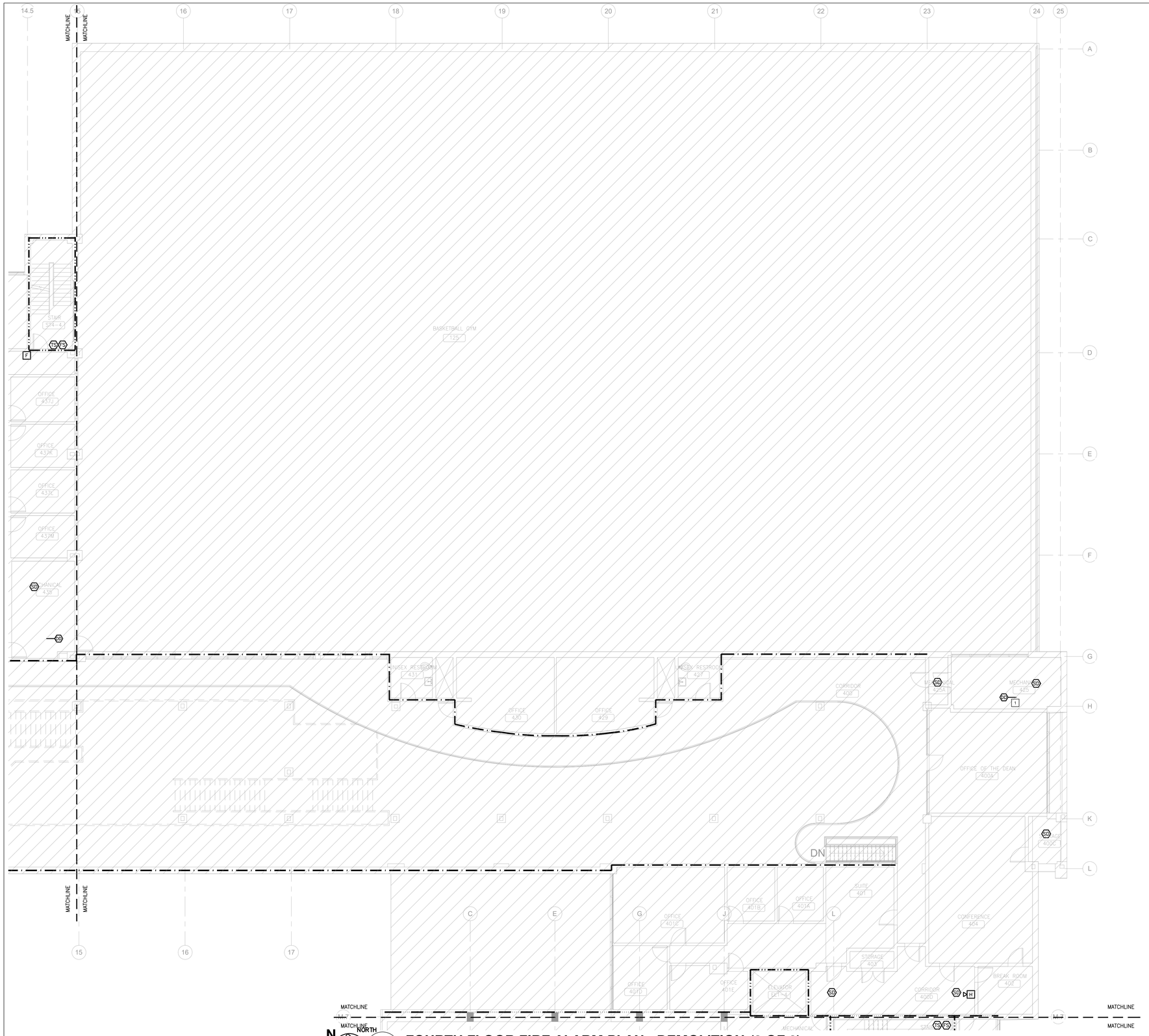


1 FA402 FOURTH FLOOR FIRE ALARM PLAN - DEMOLITION (2 OF 3)

SCALE : 1/8" = 1'-0"

## GENERAL NOTES:

1. TEMPORARILY REMOVE AND SALVAGE EXISTING CEILING GRID AND TILES TO ACCOMODATE ELECTRICAL WORK. INSTALL NEW ELECTRICAL WORK. PROTECT EXISTING FIXTURES, FINISHES, EQUIPMENT, FURNISHING DURING REMOVAL. RE-INSTALL EXISTING CEILING GRID AND TILES. PATCH, CLEAN AND REPAIR ANY DAMAGE TO THE EXISTING SPACE.
2. ALL PENETRATIONS OF EXISTING FLOORS AND FIRE RATED WALL OR SMOKE PARTITIONS SHALL BE PATCHED & REPAIRED AS REQUIRED TO MAINTAIN THE EXISTING FIRE RATING OR SMOKE INFILTRATION INTEGRITY OF THE WALL. ALL SLEEVES, WIREWAYS, CABLE TRAYS, PIPES, DUCTWORK, ETC. SHALL BE FIRE SEALED TIGHT TO THE WALL OR FLOOR PENETRATIONS TO MAINTAIN THE REQUIRED CODE COMPLIANT FIRE RATING.
3. IN AREAS OF REMOVAL OF WALL AND CEILING MOUNTED DEVICES, CONTRACTOR SHALL REPAIR, PATCH AND CLEAN WALLS, WALL BASES, AND CEILING AS REQUIRED TO MATCH EXISTING FINISHES.

## # DEMOLITION KEYED NOTES:

1. AH.31 – DEMOLISH DUCT DETECTOR FROM RETURN AIR DUCT AND ASSOCIATED COMPONENTS (RELAYS, RAILS, CONDUIT, CABLING, ETC.).

### FIRE RATED LEGEND

- 1-HR FIRE BARRIER
- 1-HR FIRE PARTITION
- 2-HR FIRE BARRIER
- 3-HR FIRE BARRIER
- 4-HR FIRE BARRIER

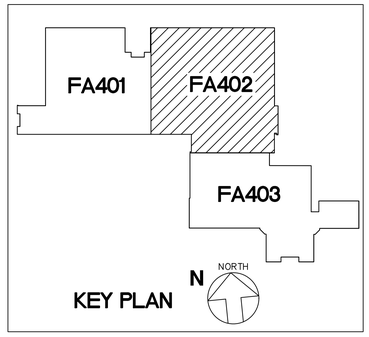


| REV.NO. | DESCRIPTION | DATE |
|---|---|---|
| 0 | ISSUED FOR BID | 2023-04-28 |

REVISIONS

NORTH CAROLINA PROFESSIONAL ENGINEER SEAL 027328 7-31-23 ANDREW D. SIGMON

McKIM&CREED
Venture IV Building, Suite 500
1730 Varsity Drive
Raleigh, North Carolina 27606
Phone: (919) 233-8091, Fax: (919) 233-8031
NC License# F-1222
www.mckimcreed.com

UNC GREENSBORO
Find your way here

UNC GREENSBORO - COLEMAN BUILDING
FIRE ALARM UPGRADES

SCO ID NO: 17-18200-01A CODE: 41725 ITEM: 323

FOURTH FLOOR FIRE ALARM PLAN - DEMOLITION (2 OF 3)

| | |
|---|---|
| PROJ. START DATE: | 2023.04.28 |
| MCE PROJ. # | 07144-0003 |
| DRAWN | SZ |
| DESIGNED | ADS |
| CHECKED | ADS |
| PROJ. MGR. | ADS |

SCALE
HORIZONTAL: N/A
VERTICAL: N/A

FA402
DRAWING NUMBER
REVISION

STATUS: ISSUED FOR BID

S:\07144 UNC GREENSBORO\0003\80-DRAWINGS\86-DESIGN\86E-ELECTRICAL DESIGN\CONSTRUCTION DOCUMENTS\FA403 FOURTH FLOOR FIRE ALARM PLAN – DEMOLITION (3 OF 3).DWG 04/25/2023 13:06:10 SOPHIE ZHOU

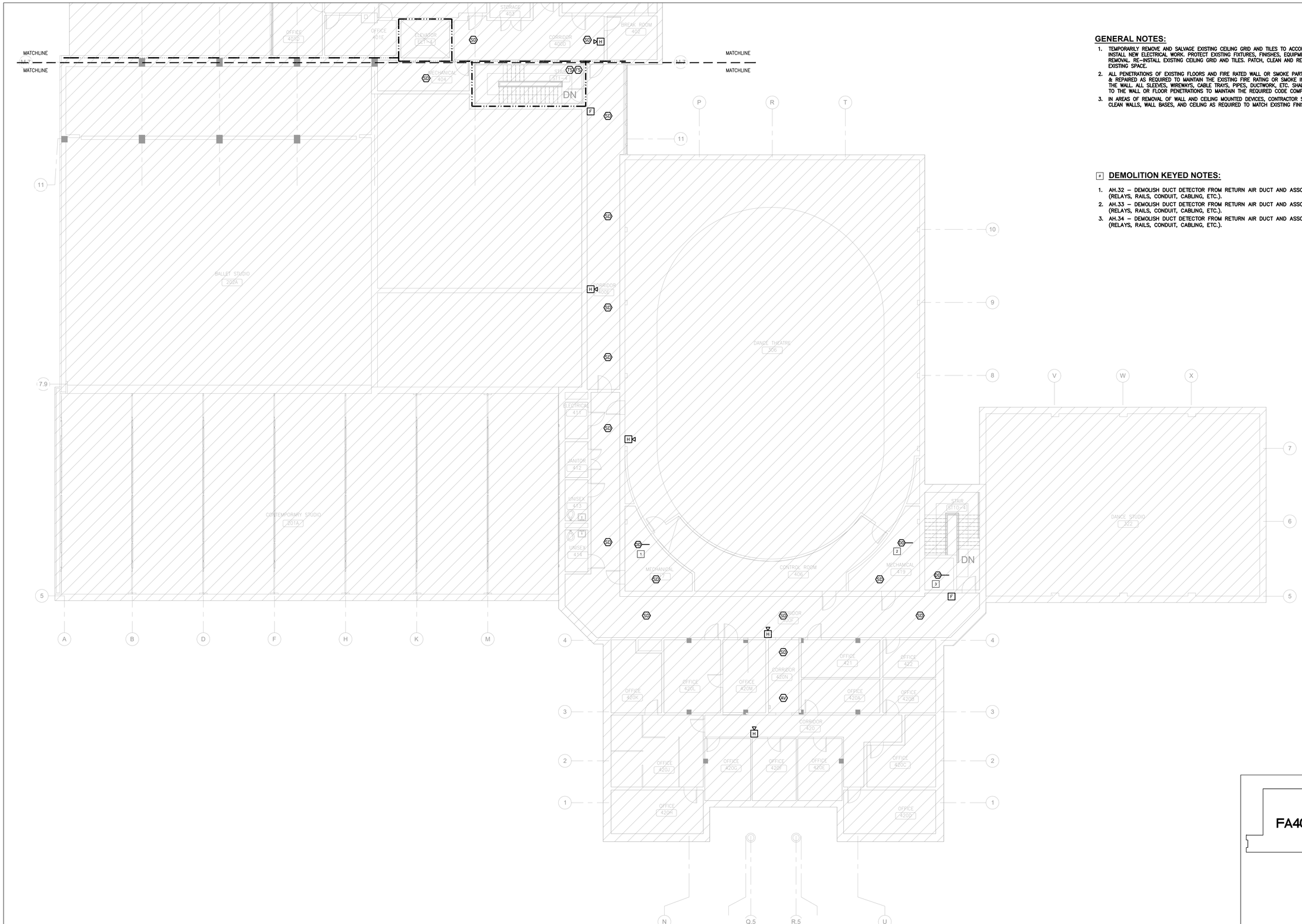


## GENERAL NOTES:

1. TEMPORARILY REMOVE AND SALVAGE EXISTING CEILING GRID AND TILES TO ACCOMODATE ELECTRICAL WORK. INSTALL NEW ELECTRICAL WORK. PROTECT EXISTING FIXTURES, FINISHES, EQUIPMENT, FURNISHING DURING REMOVAL. RE-INSTALL EXISTING CEILING GRID AND TILES. PATCH, CLEAN AND REPAIR ANY DAMAGE TO THE EXISTING SPACE.
2. ALL PENETRATIONS OF EXISTING FLOORS AND FIRE RATED WALL OR SMOKE PARTITIONS SHALL BE PATCHED & REPAIRED AS REQUIRED TO MAINTAIN THE EXISTING FIRE RATING OR SMOKE INFILTRATION INTEGRITY OF THE WALL. ALL SLEEVES, WIREWAYS, CABLE TRAYS, PIPES, DUCTWORK, ETC. SHALL BE FIRE SEALED TIGHT TO THE WALL OR FLOOR PENETRATIONS TO MAINTAIN THE REQUIRED CODE COMPLIANT FIRE RATING.
3. IN AREAS OF REMOVAL OF WALL AND CEILING MOUNTED DEVICES, CONTRACTOR SHALL REPAIR, PATCH AND CLEAN WALLS, WALL BASES, AND CEILING AS REQUIRED TO MATCH EXISTING FINISHES.

## # DEMOLITION KEYED NOTES:

1. AH.32 – DEMOLISH DUCT DETECTOR FROM RETURN AIR DUCT AND ASSOCIATED COMPONENTS (RELAYS, RAILS, CONDUIT, CABLING, ETC.).
2. AH.33 – DEMOLISH DUCT DETECTOR FROM RETURN AIR DUCT AND ASSOCIATED COMPONENTS (RELAYS, RAILS, CONDUIT, CABLING, ETC.).
3. AH.34 – DEMOLISH DUCT DETECTOR FROM RETURN AIR DUCT AND ASSOCIATED COMPONENTS (RELAYS, RAILS, CONDUIT, CABLING, ETC.).

## FIRE RATED LEGEND

- 1-HR FIRE BARRIER
- 1-HR FIRE PARTITION
- 2-HR FIRE BARRIER
- 3-HR FIRE BARRIER
- 4-HR FIRE BARRIER

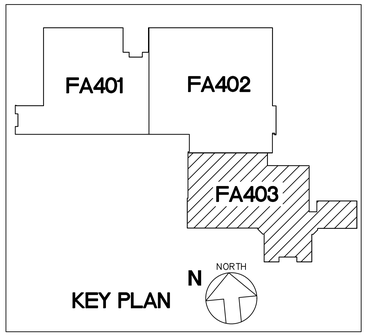


N NORTH 1 FA403 SCALE : 1/8" = 1'-0"

# FOURTH FLOOR FIRE ALARM PLAN - DEMOLITION (3 OF 3)

| REV.NO. | DESCRIPTION | DATE |
|---|---|---|
| 0 | ISSUED FOR BID | 2023-04-28 |

REVISIONS

NORTH CAROLINA PROFESSIONAL ENGINEER SEAL 027328 4-25-23 ANDREW D. SIMON

McKIM&CREED
Venture IV Building, Suite 500
1730 Varsity Drive
Raleigh, North Carolina 27606
Phone: (919) 233-8091, Fax: (919) 233-8031
NC License# F-1222
www.mckimcreed.com

UNC GREENSBORO
Find your way here

UNC GREENSBORO - COLEMAN BUILDING
FIRE ALARM UPGRADES
SCO ID NO: 17-18200-01A CODE: 41725 ITEM: 323

FOURTH FLOOR FIRE ALARM PLAN - DEMOLITION (3 OF 3)

| | |
|---|---|
| PROJ. START DATE: | 2023.04.28 |
| MCE PROJ. # | 07144-0003 |
| DRAWN | SZ |
| DESIGNED | ADS |
| CHECKED | ADS |
| PROJ. MGR. | ADS |

SCALE
HORIZONTAL: N/A
VERTICAL: N/A

FA403
DRAWING NUMBER
REVISION

STATUS: ISSUED FOR BID

S:\07144 UNC GREENSBORO\0003\80-DRAWINGS\86-DESIGN\86E-ELECTRICAL DESIGN\CONSTRUCTION DOCUMENTS\FA403 FOURTH FLOOR FIRE ALARM PLAN – DEMOLITION (3 OF 3).DWG 04/25/2023 13:06:16 SOPHIE ZHOU

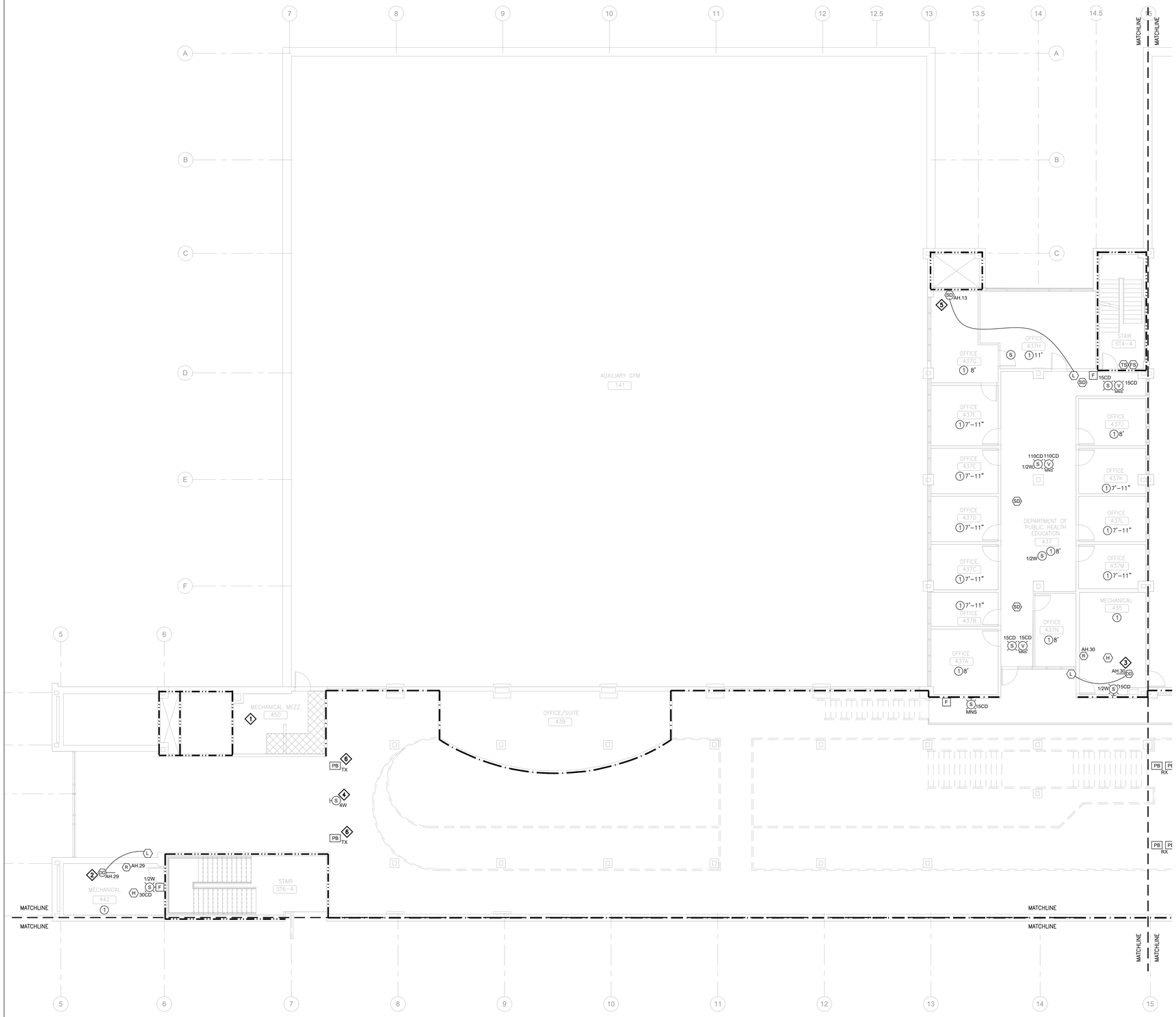


## GENERAL NOTES:

1. TEMPORARILY REMOVE AND SALVAGE EXISTING CEILING GRID AND TILES TO ACCOMODATE ELECTRICAL WORK. INSTALL NEW ELECTRICAL WORK. PROTECT EXISTING FIXTURES, FINISHES, EQUIPMENT, FURNISHING DURING REMOVAL. RE-INSTALL EXISTING CEILING GRID AND TILES. PATCH, CLEAN AND REPAIR ANY DAMAGE TO THE EXISTING SPACE.
2. ALL PENETRATIONS OF EXISTING FLOORS AND FIRE RATED WALL OR SMOKE PARTITIONS SHALL BE PATCHED & REPAIRED AS REQUIRED TO MAINTAIN THE EXISTING FIRE RATING OR SMOKE INFILTRATION INTEGRITY OF THE WALL. ALL SLEEVES, WIREWAYS, CABLE TRAYS, PIPES, DUCTWORK, ETC. SHALL BE FIRE SEALED TIGHT TO THE WALL OR FLOOR PENETRATIONS TO MAINTAIN THE REQUIRED CODE COMPLIANT FIRE RATING.
3. IN AREAS OF REMOVAL OF WALL AND CEILING MOUNTED DEVICES, CONTRACTOR SHALL REPAIR, PATCH AND CLEAN WALLS, WALL BASES, AND CEILING AS REQUIRED TO MATCH EXISTING FINISHES.
4. ALL CONDUITS, RACEWAYS, AND BOXES (UNLESS SPECIFICALLY NOTED OTHERWISE) SHALL BE PRE-PAINTED AND SUBSEQUENTLY TOUCHED-UP AS NECESSARY TO MATCH THE COLOR OF THE SURFACE IT IS ATTACHED. THIS INCLUDES INTERIOR AND EXTERIOR LOCATIONS. PAINT SHALL BE IDENTIFIED FOR INTENDED USE (INTERIOR/EXTERIOR). CONTRACTOR SHALL CONFIRM COLORS WITH OWNER PRIOR TO INSTALLATION. EXPOSED CONDUITS IN MECHANICAL AND ATTIC SPACES WILL NOT REQUIRE ADDITIONAL PAINTING OTHER THAN AS ADDRESSED IN THE SPECIFICATION REQUIREMENTS. (TYPICAL)
5. SMOKE DETECTORS SHALL BE PROVIDED TO COMPLY WITH THE LATEST NFPA 72 – 2013 REQUIREMENTS INCLUDING: MINIMUM OF 3'-0" BETWEEN DEVICE AND HVAC DIFFUSERS/REGISTER; MINIMUM OF 6'-0" TO FIXED COOKING APPLIANCES; MINIMUM OF 3'-0" TO TIP OF FAN BLADE.
6. SPEAKER WATTAGES ARE ¼ WATT UNLESS NOTED OTHERWISE.
7. DRAWINGS INCLUDE CEILING TYPES AND HEIGHTS FOR THE MAJORITY OF THE SPACES. NOTIFICATION DEVICES SHALL BE INSTALLED TO MEET NFPA 72 REQUIREMENTS FOR COVERAGE.
8. UNLESS SPECIFICALLY NOTED OTHERWISE, THE INTENT IS FOR ALL CONDUIT TO BE CONCEALED IN FINISHED SPACES. CONTRACTOR SHALL PROVIDE ACCESS PANELS AS NECESSARY TO FACILITATE INSTALLATION IN HARD CEILINGS. CONTRACTOR SHALL REPAIR ALL AREAS TO MATCH EXISTING FINISHES.
9. WHILE THE INTENT IS FOR FIRE ALARM RACEWAY TO BE CONCEALED, IN APPROVED LOCATIONS WHERE SURFACE MOUNTING IS REQUIRED, BOXES SHALL BE FINISHED OR DEVICES SHALL INCLUDE FACTORY SKIRTS FOR CLEAN FINISHED INSTALLATION.
10. JANITOR'S ROOMS SHALL HAVE HEAT DETECTORS LOCATED AS FAR FROM SINK AS POSSIBLE WHILE COMPLYING WITH NFPA 72 INSTALLATION REQUIREMENTS.
11. CONTRACTOR SHALL PROVIDE ELECTRICAL CIRCUIT(S) FROM EXISTING EMERGENCY PANELS ('EQL' IN MECHANICAL 166, 'EAL' IN MECHANICAL ROOM 150A, AND 'ERL' IN MECHANICAL ROOM 105A). FOR FA/MNS PANEL(S), SNAC PANELS, DISTRIBUTION AMPLIFIERS, PRINTER (INCLUDING RECEPTACLE) AS REQUIRED INCLUDING, BUT NOT LIMITED TO, CIRCUIT BREAKER(S) (20A, 1-POLE), CONDUIT, WIRING, ETC. PROVIDE BREAKER LOCK(S) FOR CIRCUIT(S) FEEDING FIRE ALARM EQUIPMENT. PROVIDE BREAKER LOCK (SPACE AGE ELECTRONICS ELOCK-FA KIT OR ENGINEER APPROVED EQUIVALENT). NOTE: ALL FIRE ALARM EQUIPMENT LOCATIONS ARE NOT SHOWN ON THE DRAWINGS. CONTRACTOR SHALL INCLUDE ALL NECESSARY EMERGENCY CIRCUITING AS PART OF THE BASE BID.

## NEW WORK NOTES:

1. ACCESS LADDER LOCATED IN MECHANICAL 341.
2. AH.29 – PROVIDE DUCT DETECTOR IN RETURN AIR DUCT UPSTREAM OF FILTERS, OUTDOOR AIR, AND EXHAUST AIR CONNECTIONS SIMILAR TO LOCATION OF EXISTING DUCT DETECTOR. PROVIDE 12"X12" ACCESS PANEL. SEE SPECIFICATIONS FOR ADDITIONAL DETAILS. ROOM/SPACE IS UTILIZED AS PLENUM FOR AH.29.
3. AH.30 – PROVIDE DUCT DETECTOR IN RETURN DUCT UPSTREAM OF FILTERS, OUTDOOR AIR, AND EXHAUST AIR CONNECTIONS SIMILAR TO LOCATION OF EXISTING DUCT DETECTOR. PROVIDE 12"X12" ACCESS PANEL. SEE SPECIFICATIONS FOR ADDITIONAL DETAILS. ROOM/SPACE IS UTILIZED AS PLENUM FOR AH.30.
4. SPEAKER(S) SHALL BE EDWARDS TCPA-10 MEDIUM POWER SPEAKER (HYPERSPIKE SERIES) OR ENGINEERED APPROVED EQUIVALENT (NOTIFIER OR SIMPLEX) THAT MEETS THE SAME PERFORMANCE STANDARDS. MOUNT AT 40'-0" AFF (FIRST FLOOR).
5. AH.13 SERVES FOUR (4) FLOORS – PROVIDE PHOTOELECTRIC SMOKE DETECTOR AT RETURN AIR SYSTEM OPENING ABOVE CEILING UPSTREAM OF FILTERS, OUTDOOR AIR, AND EXHAUST AIR CONNECTIONS FOR FOURTH FLOOR RETURN. DETECTOR SHALL BE INSTALLED 12" OR LESS FROM THE OPENING AND CENTERED IN OPENING WHILE STILL PROVIDING ACCESS TO FIRE DAMPER. PROVIDE REMOTE LED (REMOTE TEST SWITCH NOT REQUIRED) IN LOCATION SHOWN. ROOM/SPACE IS UTILIZED AS PLENUM FOR AH.13. AH.13 IS LOCATED IN MECHANICAL ROOM 237G.
6. PROVIDE REFLECTIVE BEAM DETECTORS WITH BEAMS RUNNING LENGTHWISE IN ATRIUM. PROVIDE HEADS, CONTROL STATIONS, PRISMS, BACK BOXES, COVERS, BRACKETS, SUPPORTS, ADDRESSABLE MONITOR MODULES (ALARM AND TROUBLE FOR EACH BEAM DETECTOR), ETC. AS NECESSARY FOR A COMPLETE, CODE COMPLIANT, AND FUNCTIONAL INSTALLATION. COORDINATE LOCATION OF DETECTOR HEADS AND PRISMS WITH MANUFACTURER REQUIREMENTS.

## FIRE RATED LEGEND

- 1-HR FIRE BARRIER
- 1-HR FIRE PARTITION
- 2-HR FIRE BARRIER
- 3-HR FIRE BARRIER
- 4-HR FIRE BARRIER

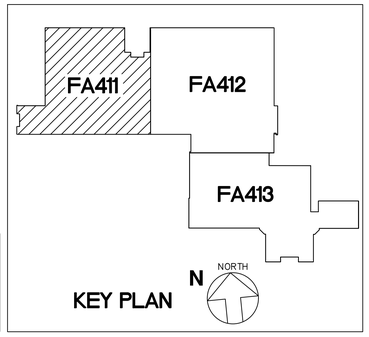


CEILING LEGEND
1. ACT
2. GYPBOARD
3. OPEN CEILING
4. HARD DECORATIVE
5. INTERLOCKING TILES

N NORTH

1 FA411 **FOURTH FLOOR FIRE ALARM PLAN - NEW WORK (1 OF 3)**

SCALE : 1/8" = 1'-0"

| REV.NO. | DESCRIPTION | DATE |
|---|---|---|
| 0 | ISSUED FOR BID | 2023-04-28 |

REVISIONS

NORTH CAROLINA PROFESSIONAL ENGINEER SEAL 027528 7-25-23 ANDREW D. SIGMON

McKIM&CREED
Venture IV Building, Suite 500
1730 Varsity Drive
Raleigh, North Carolina 27606
Phone: (919) 233-8091, Fax: (919) 233-8031
NC License# F-1222
www.mckimcreed.com

UNC GREENSBORO
Find your way here

UNC GREENSBORO - COLEMAN BUILDING
FIRE ALARM UPGRADES
SCO ID NO: 17-18200-01A CODE: 41725 ITEM: 323

FOURTH FLOOR FIRE ALARM PLAN - NEW WORK (1 OF 3)

| | |
|---|---|
| PROJ. START DATE: | 2023.04.28 |
| MCE PROJ. # | 07144-0003 |
| DRAWN | SZ |
| DESIGNED | ADS |
| CHECKED | ADS |
| PROJ. MGR. | ADS |

SCALE
HORIZONTAL: N/A
VERTICAL: N/A

FA411
DRAWING NUMBER
REVISION

STATUS: ISSUED FOR BID

S:\07144 UNC GREENSBORO\0003\80-DRAWINGS\86-DESIGN\86E-ELECTRICAL DESIGN\CONSTRUCTION DOCUMENTS\FA413 FOURTH FLOOR FIRE ALARM PLAN – NEW WORK (3 OF 3).DWG 04/25/2023 13:06:25 SOPHIE ZHOU

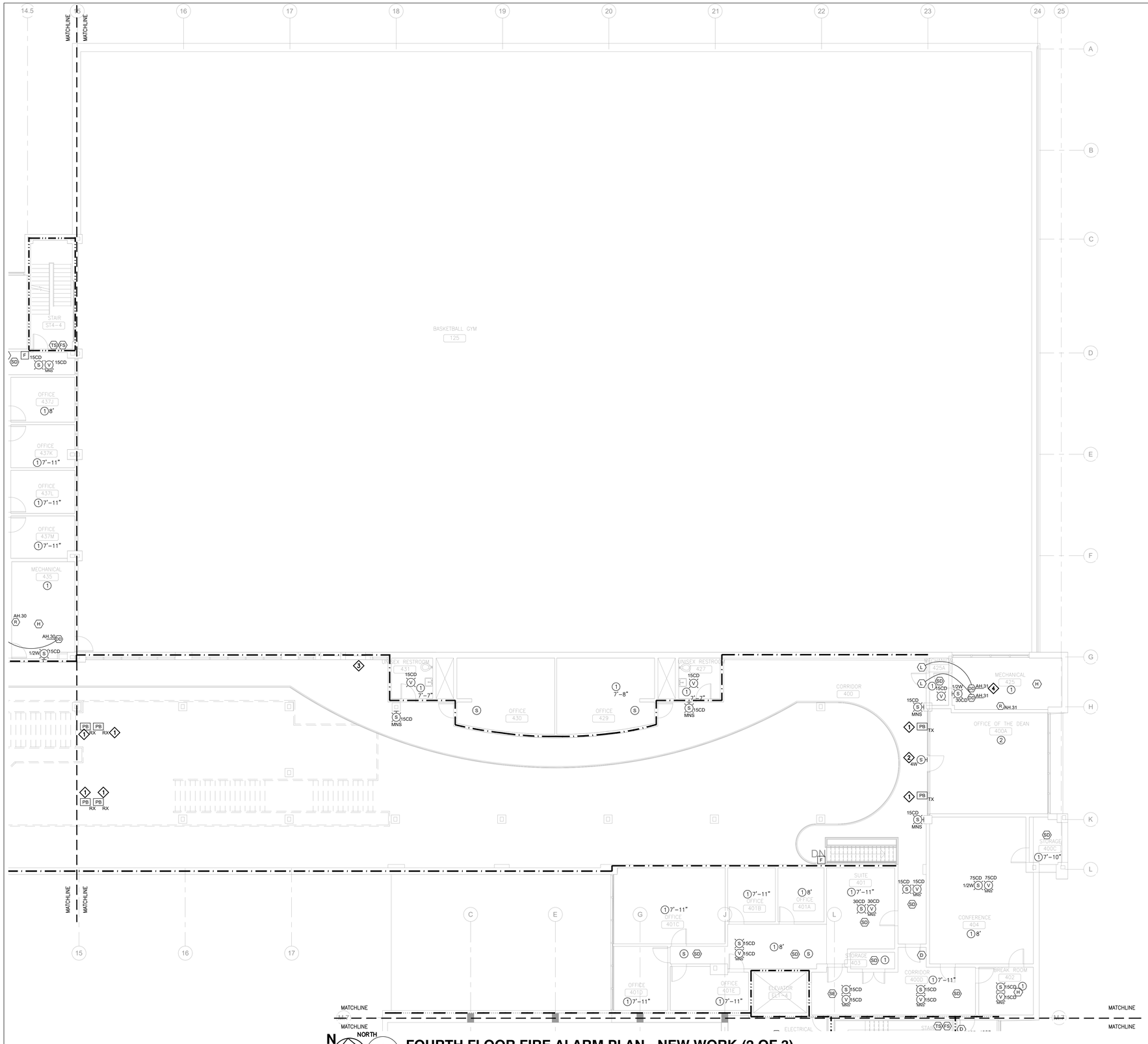


1 FA412 **FOURTH FLOOR FIRE ALARM PLAN - NEW WORK (2 OF 3)**

SCALE : 1/8" = 1'-0"

## GENERAL NOTES:

1. TEMPORARILY REMOVE AND SALVAGE EXISTING CEILING GRID AND TILES TO ACCOMODATE ELECTRICAL WORK. INSTALL NEW ELECTRICAL WORK. PROTECT EXISTING FIXTURES, FINISHES, EQUIPMENT, FURNISHING DURING REMOVAL. RE-INSTALL EXISTING CEILING GRID AND TILES. PATCH, CLEAN AND REPAIR ANY DAMAGE TO THE EXISTING SPACE.
2. ALL PENETRATIONS OF EXISTING FLOORS AND FIRE RATED WALL OR SMOKE PARTITIONS SHALL BE PATCHED & REPAIRED AS REQUIRED TO MAINTAIN THE EXISTING FIRE RATING OR SMOKE INFILTRATION INTEGRITY OF THE WALL. ALL SLEEVES, WIREWAYS, CABLE TRAYS, PIPES, DUCTWORK, ETC. SHALL BE FIRE SEALED TIGHT TO THE WALL OR FLOOR PENETRATIONS TO MAINTAIN THE REQUIRED CODE COMPLIANT FIRE RATING.
3. IN AREAS OF REMOVAL OF WALL AND CEILING MOUNTED DEVICES, CONTRACTOR SHALL REPAIR, PATCH AND CLEAN WALLS, WALL BASES, AND CEILING AS REQUIRED TO MATCH EXISTING FINISHES.
4. ALL CONDUITS, RACEWAYS, AND BOXES (UNLESS SPECIFICALLY NOTED OTHERWISE) SHALL BE PRE-PAINTED AND SUBSEQUENTLY TOUCHED-UP AS NECESSARY TO MATCH THE COLOR OF THE SURFACE IT IS ATTACHED. THIS INCLUDES INTERIOR AND EXTERIOR LOCATIONS. PAINT SHALL BE IDENTIFIED FOR INTENDED USE (INTERIOR/EXTERIOR). CONTRACTOR SHALL CONFIRM COLORS WITH OWNER PRIOR TO INSTALLATION. EXPOSED CONDUITS IN MECHANICAL AND ATTIC SPACES WILL NOT REQUIRE ADDITIONAL PAINTING OTHER THAN AS ADDRESSED IN THE SPECIFICATION REQUIREMENTS. (TYPICAL)
5. SMOKE DETECTORS SHALL BE PROVIDED TO COMPLY WITH THE LATEST NFPA 72 – 2013 REQUIREMENTS INCLUDING: MINIMUM OF 3'-0" BETWEEN DEVICE AND HVAC DIFFUSERS/REGISTER; MINIMUM OF 6'-0" TO FIXED COOKING APPLIANCES; MINIMUM OF 3'-0" TO TIP OF FAN BLADE.
6. SPEAKER WATTAGES ARE ¼ WATT UNLESS NOTED OTHERWISE.
7. DRAWINGS INCLUDE CEILING TYPES AND HEIGHTS FOR THE MAJORITY OF THE SPACES. NOTIFICATION DEVICES SHALL BE INSTALLED TO MEET NFPA 72 REQUIREMENTS FOR COVERAGE.
8. UNLESS SPECIFICALLY NOTED OTHERWISE, THE INTENT IS FOR ALL CONDUIT TO BE CONCEALED IN FINISHED SPACES. CONTRACTOR SHALL PROVIDE ACCESS PANELS AS NECESSARY TO FACILITATE INSTALLATION IN HARD CEILINGS. CONTRACTOR SHALL REPAIR ALL AREAS TO MATCH EXISTING FINISHES.
9. WHILE THE INTENT IS FOR FIRE ALARM RACEWAY TO BE CONCEALED, IN APPROVED LOCATIONS WHERE SURFACE MOUNTING IS REQUIRED, BOXES SHALL BE FINISHED OR DEVICES SHALL INCLUDE FACTORY SKIRTS FOR CLEAN FINISHED INSTALLATION.
10. JANITOR'S ROOMS SHALL HAVE HEAT DETECTORS LOCATED AS FAR FROM SINK AS POSSIBLE WHILE COMPLYING WITH NFPA 72 INSTALLATION REQUIREMENTS.
11. CONTRACTOR SHALL PROVIDE ELECTRICAL CIRCUIT(S) FROM EXISTING EMERGENCY PANELS ("EQL" IN MECHANICAL 166, "EAL" IN MECHANICAL ROOM 150A, AND "ERL" IN MECHANICAL ROOM 105A). FOR FA/MNS PANEL(S), SNAC PANELS, DISTRIBUTION AMPLIFIERS, PRINTER (INCLUDING RECEPTACLE) AS REQUIRED INCLUDING, BUT NOT LIMITED TO, CIRCUIT BREAKER(S) (20A, 1-POLE), CONDUIT, WIRING, ETC. PROVIDE BREAKER LOCK(S) FOR CIRCUIT(S) FEEDING FIRE ALARM EQUIPMENT. PROVIDE BREAKER LOCK (SPACE AGE ELECTRONICS ELOCK-FA KIT OR ENGINEER APPROVED EQUIVALENT). NOTE: ALL FIRE ALARM EQUIPMENT LOCATIONS ARE NOT SHOWN ON THE DRAWINGS. CONTRACTOR SHALL INCLUDE ALL NECESSARY EMERGENCY CIRCUITING AS PART OF THE BASE BID.

## NEW WORK NOTES:

1. PROVIDE REFLECTIVE BEAM DETECTORS WITH BEAMS RUNNING LENGTHWISE IN ATRIUM. PROVIDE HEADS, CONTROL STATIONS, PRISMS, BACK BOXES, COVERS, BRACKETS, SUPPORTS, ADDRESSABLE MONITOR MODULES (ALARM AND TROUBLE FOR EACH BEAM DETECTOR), ETC. AS NECESSARY FOR A COMPLETE, CODE COMPLIANT, AND FUNCTIONAL INSTALLATION. COORDINATE LOCATION OF DETECTOR HEADS AND PRISMS WITH MANUFACTURER REQUIREMENTS.
2. SPEAKER(S) SHALL BE EDWARDS TCPA-10 MEDIUM POWER SPEAKER (HYPERSPIKE SERIES) OR ENGINEERED APPROVED EQUIVALENT THAT MEETS THE SAME PERFORMANCE STANDARDS. MOUNT AT 40'-0" AFF (FIRST FLOOR).
3. SMOKE PURGE FANS-PROVIDE MANUAL BUTTON AT FACP FOR CONTROL OF FANS.
4. AH.31 – PROVIDE DUCT DETECTORS IN THREE (3) RETURN AIR DUCTS UPSTREAM OF FILTERS, OUTDOOR AIR, AND EXHAUST AIR CONNECTIONS. ONE (1) SHALL BE INSTALLED IN SIMILAR LOCATION AS EXISTING DUCT DETECTOR AND ONE (1) SHALL BE INSTALLED IN LARGE RETURN AIR DUCT FROM ATRIUM. PROVIDE 12"X12" ACCESS PANELS. SEE SPECIFICATIONS FOR ADDITIONAL DETAILS. ROOM/SPACE IS UTILIZED AS PLENUM FOR AH.31.

**FIRE RATED LEGEND**

- 1-HR FIRE BARRIER
- 1-HR FIRE PARTITION
- 2-HR FIRE BARRIER
- 3-HR FIRE BARRIER
- 4-HR FIRE BARRIER

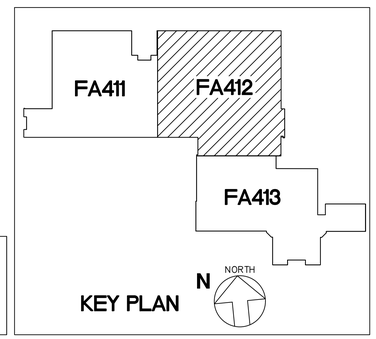


KEY PLAN

**CEILING LEGEND**

1. ACT
2. GYPBOARD
3. OPEN CEILING
4. HARD DECORATIVE
5. INTERLOCKING TILES

| REV.NO. | DESCRIPTION | DATE |
|---|---|---|
| 0 | ISSUED FOR BID | 2023-04-28 |

REVISIONS

McKIM&CREED
Venture IV Building, Suite 500
1730 Varsity Drive
Raleigh, North Carolina 27606
Phone: (919) 233-8091, Fax: (919) 233-8031
NC License# F-1222
www.mckimcreed.com

UNC GREENSBORO
Find your way here

UNC GREENSBORO - COLEMAN BUILDING
FIRE ALARM UPGRADES

SCO ID NO: 17-18200-01A CODE: 41725 ITEM: 323

FOURTH FLOOR FIRE ALARM PLAN - NEW WORK (2 OF 3)

| | |
|---|---|
| PROJ. START DATE: | 2023.04.28 |
| MCE PROJ. # | 07144-0003 |
| DRAWN | SZ |
| DESIGNED | ADS |
| CHECKED | ADS |
| PROJ. MGR. | ADS |

SCALE
HORIZONTAL: N/A
VERTICAL: N/A

FA412
DRAWING NUMBER

REVISION

STATUS: ISSUED FOR BID

S:\07144 UNC GREENSBORO\0003\80-DRAWINGS\86-DESIGN\86E-ELECTRICAL DESIGN\CONSTRUCTION DOCUMENTS\FA413 FOURTH FLOOR FIRE ALARM PLAN – NEW WORK (3 OF 3).DWG 04/25/2023 13:06:30 SOPHIE ZHOU

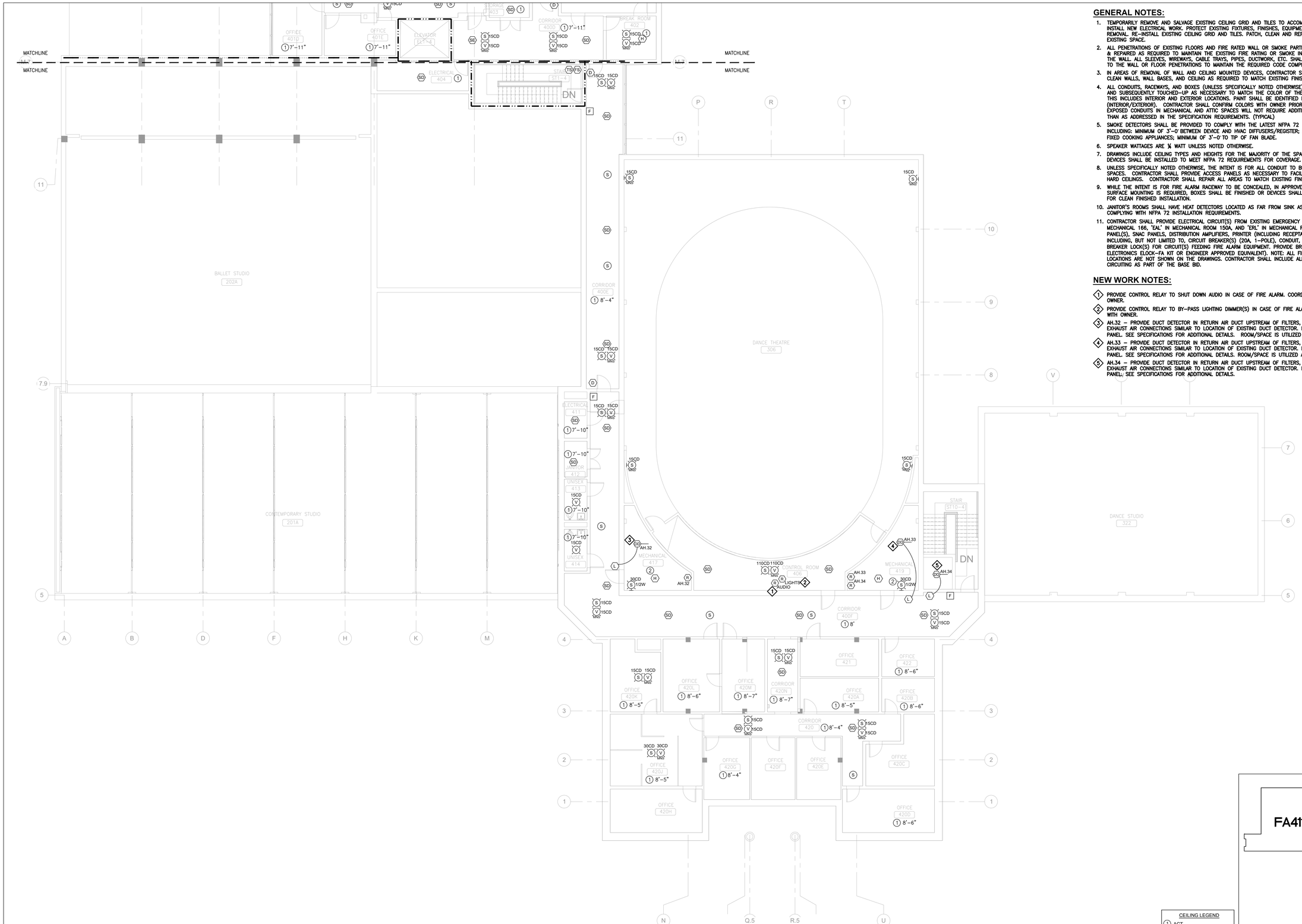


## GENERAL NOTES:

1. TEMPORARILY REMOVE AND SALVAGE EXISTING CEILING GRID AND TILES TO ACCOMODATE ELECTRICAL WORK. INSTALL NEW ELECTRICAL WORK. PROTECT EXISTING FIXTURES, FINISHES, EQUIPMENT, FURNISHING DURING REMOVAL. RE-INSTALL EXISTING CEILING GRID AND TILES. PATCH, CLEAN AND REPAIR ANY DAMAGE TO THE EXISTING SPACE.
2. ALL PENETRATIONS OF EXISTING FLOORS AND FIRE RATED WALL OR SMOKE PARTITIONS SHALL BE PATCHED & REPAIRED AS REQUIRED TO MAINTAIN THE EXISTING FIRE RATING OR SMOKE INFILTRATION INTEGRITY OF THE WALL. ALL SLEEVES, WIREWAYS, CABLE TRAYS, PIPES, DUCTWORK, ETC. SHALL BE FIRE SEALED TIGHT TO THE WALL OR FLOOR PENETRATIONS TO MAINTAIN THE REQUIRED CODE COMPLIANT FIRE RATING.
3. IN AREAS OF REMOVAL OF WALL AND CEILING MOUNTED DEVICES, CONTRACTOR SHALL REPAIR, PATCH AND CLEAN WALLS, WALL BASES, AND CEILING AS REQUIRED TO MATCH EXISTING FINISHES.
4. ALL CONDUITS, RACEWAYS, AND BOXES (UNLESS SPECIFICALLY NOTED OTHERWISE) SHALL BE PRE-PAINTED AND SUBSEQUENTLY TOUCHED-UP AS NECESSARY TO MATCH THE COLOR OF THE SURFACE IT IS ATTACHED. THIS INCLUDES INTERIOR AND EXTERIOR LOCATIONS. PAINT SHALL BE IDENTIFIED FOR INTENDED USE (INTERIOR/EXTERIOR). CONTRACTOR SHALL CONFIRM COLORS WITH OWNER PRIOR TO INSTALLATION. EXPOSED CONDUITS IN MECHANICAL AND ATTIC SPACES WILL NOT REQUIRE ADDITIONAL PAINTING OTHER THAN AS ADDRESSED IN THE SPECIFICATION REQUIREMENTS. (TYPICAL)
5. SMOKE DETECTORS SHALL BE PROVIDED TO COMPLY WITH THE LATEST NFPA 72 – 2013 REQUIREMENTS INCLUDING: MINIMUM OF 3'-0" BETWEEN DEVICE AND HVAC DIFFUSERS/REGISTER; MINIMUM OF 6'-0" TO FIXED COOKING APPLIANCES; MINIMUM OF 3'-0" TO TIP OF FAN BLADE.
6. SPEAKER WATTAGES ARE ¼ WATT UNLESS NOTED OTHERWISE.
7. DRAWINGS INCLUDE CEILING TYPES AND HEIGHTS FOR THE MAJORITY OF THE SPACES. NOTIFICATION DEVICES SHALL BE INSTALLED TO MEET NFPA 72 REQUIREMENTS FOR COVERAGE.
8. UNLESS SPECIFICALLY NOTED OTHERWISE, THE INTENT IS FOR ALL CONDUIT TO BE CONCEALED IN FINISHED SPACES. CONTRACTOR SHALL PROVIDE ACCESS PANELS AS NECESSARY TO FACILITATE INSTALLATION IN HARD CEILINGS. CONTRACTOR SHALL REPAIR ALL AREAS TO MATCH EXISTING FINISHES.
9. WHILE THE INTENT IS FOR FIRE ALARM RACEWAY TO BE CONCEALED, IN APPROVED LOCATIONS WHERE SURFACE MOUNTING IS REQUIRED, BOXES SHALL BE FINISHED OR DEVICES SHALL INCLUDE FACTORY SKIRTS FOR CLEAN FINISHED INSTALLATION.
10. JANITOR'S ROOMS SHALL HAVE HEAT DETECTORS LOCATED AS FAR FROM SINK AS POSSIBLE WHILE COMPLYING WITH NFPA 72 INSTALLATION REQUIREMENTS.
11. CONTRACTOR SHALL PROVIDE ELECTRICAL CIRCUIT(S) FROM EXISTING EMERGENCY PANELS ("EQL" IN MECHANICAL 166, "EAL" IN MECHANICAL ROOM 150A, AND "ERL" IN MECHANICAL ROOM 105A). FOR FA/MNS PANEL(S), SNAC PANELS, DISTRIBUTION AMPLIFIERS, PRINTER (INCLUDING RECEPTACLE) AS REQUIRED INCLUDING, BUT NOT LIMITED TO, CIRCUIT BREAKER(S) (20A, 1-POLE), CONDUIT, WIRING, ETC. PROVIDE BREAKER LOCK(S) FOR CIRCUIT(S) FEEDING FIRE ALARM EQUIPMENT. PROVIDE BREAKER LOCK (SPACE AGE ELECTRONICS ELOCK-FA KIT OR ENGINEER APPROVED EQUIVALENT). NOTE: ALL FIRE ALARM EQUIPMENT LOCATIONS ARE NOT SHOWN ON THE DRAWINGS. CONTRACTOR SHALL INCLUDE ALL NECESSARY EMERGENCY CIRCUITING AS PART OF THE BASE BID.

## NEW WORK NOTES:

1. PROVIDE CONTROL RELAY TO SHUT DOWN AUDIO IN CASE OF FIRE ALARM. COORDINATE LOCATION WITH OWNER.
2. PROVIDE CONTROL RELAY TO BY-PASS LIGHTING DIMMER(S) IN CASE OF FIRE ALARM. COORDINATE LOCATION WITH OWNER.
3. AH.32 – PROVIDE DUCT DETECTOR IN RETURN AIR DUCT UPSTREAM OF FILTERS, OUTDOOR AIR, AND EXHAUST AIR CONNECTIONS SIMILAR TO LOCATION OF EXISTING DUCT DETECTOR. PROVIDE 12"X12" ACCESS PANEL. SEE SPECIFICATIONS FOR ADDITIONAL DETAILS. ROOM/SPACE IS UTILIZED AS PLENUM FOR AH.32.
4. AH.33 – PROVIDE DUCT DETECTOR IN RETURN AIR DUCT UPSTREAM OF FILTERS, OUTDOOR AIR, AND EXHAUST AIR CONNECTIONS SIMILAR TO LOCATION OF EXISTING DUCT DETECTOR. PROVIDE 12"X12" ACCESS PANEL. SEE SPECIFICATIONS FOR ADDITIONAL DETAILS. ROOM/SPACE IS UTILIZED AS PLENUM FOR AH.33.
5. AH.34 – PROVIDE DUCT DETECTOR IN RETURN AIR DUCT UPSTREAM OF FILTERS, OUTDOOR AIR, AND EXHAUST AIR CONNECTIONS SIMILAR TO LOCATION OF EXISTING DUCT DETECTOR. PROVIDE 12"X12" ACCESS PANEL. SEE SPECIFICATIONS FOR ADDITIONAL DETAILS.

## FIRE RATED LEGEND

- 1-HR FIRE BARRIER
- 1-HR FIRE PARTITION
- 2-HR FIRE BARRIER
- 3-HR FIRE BARRIER
- 4-HR FIRE BARRIER

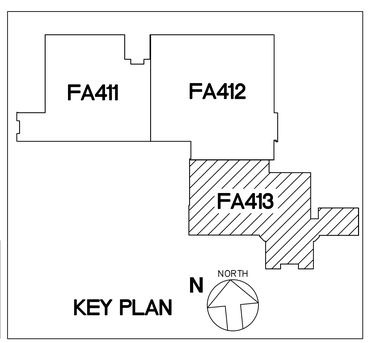


CEILING LEGEND

1. ACT
2. GYPBOARD
3. OPEN CEILING
4. HARD DECORATIVE
5. INTERLOCKING TILES

N NORTH 1 FA413

# FOURTH FLOOR FIRE ALARM PLAN - NEW WORK (3 OF 3)

SCALE : 1/8" = 1'-0"

| REV.NO. | DESCRIPTION | DATE |
|---|---|---|
| 0 | ISSUED FOR BID | 2023-04-28 |

REVISIONS

NORTH CAROLINA PROFESSIONAL ENGINEER SEAL 027328 4-25-23 ANDREW D. SLOMKIN

McKIM&CREED
Venture IV Building, Suite 500
1730 Varsity Drive
Raleigh, North Carolina 27606
Phone: (919) 233-8091, Fax: (919) 233-8031
NC License# F-1222
www.mckimcreed.com

UNC GREENSBORO
Find your way here

UNC GREENSBORO - COLEMAN BUILDING
FIRE ALARM UPGRADES

SCO ID NO: 17-18200-01A CODE: 41725 ITEM: 323

FOURTH FLOOR FIRE ALARM PLAN -
NEW WORK (3 OF 3)

| | |
|---|---|
| PROJ. START DATE: | 2023.04.28 |
| MCE PROJ. # | 07144-0003 |
| DRAWN | SZ |
| DESIGNED | ADS |
| CHECKED | ADS |
| PROJ. MGR. | ADS |

SCALE
HORIZONTAL: N/A
VERTICAL: N/A

FA413
DRAWING NUMBER
REVISION

STATUS: ISSUED FOR BID

S:\07144 UNC GREENSBORO\0003\80-DRAWINGS\86-DESIGN\86E-ELECTRICAL DESIGN\CONSTRUCTION DOCUMENTS\FA413 FOURTH FLOOR FIRE ALARM PLAN – NEW WORK (3 OF 3).DWG 04/25/2023 13:06:35 SOPHIE ZHOU

## FIRE ALARM/MNS INPUT/OUTPUT MATRIX

### SYSTEM OUTPUTS

| | FACP ANNUNCIATION | | NOTIFICATION | | REQUIRED FIRE SAFETY CONTROL | | | SUPPLEMENTARY | | | | |
|---|---|---|---|---|---|---|---|---|---|---|---|---|
| | A | B | C | D | E | F | G | H | I | J | K | L |
| 1 SMOKE DETECTORS | ● | ● | | | | | ● | ● | ● | ● | | |
| 2 IN-DUCT SMOKE DETECTORS | ● | ● | | | | | ● | ● | ● | ● | | |
| 3 ELEVATOR (PRI) SMOKE DETECTORS | ● | ● | | | | | ● | ● | ● | ● | | |
| 4 ELEVATOR (ALT) SMOKE DETECTORS | ● | ● | | | | | ● | ● | ● | ● | | |
| 5 ELEVATOR SHAFT/MACHINE RM. SMOKE DETECTORS | ● | ● | | | | | ● | ● | ● | ● | | |
| 6 THERMAL DETECTORS | ● | ● | | | | | ● | ● | ● | ● | | |
| 7 THERMAL DETECTOR SHAFT/MACHINE RM. | ● | ● | | | | | ● | ● | ● | ● | | |
| 8 PULL STATIONS | ● | ● | | | | | ● | ● | ● | ● | | |
| 9 LOOP OPEN/SHORT CIRCUIT | | | | | ● | ● | | | ● | | | ● |
| 10 LOOP GROUND FAULT | | | | | ● | ● | | | ● | | | ● |
| 11 LOOP FAILURE | | | | | ● | ● | | | ● | | | ● |
| 12 NAC OPEN/SHORT CIRCUIT | | | | | ● | ● | | | ● | | | ● |
| 13 NAC GROUND FAULT | | | | | ● | ● | | | ● | | | ● |
| 14 NAC FAILURE | | | | | ● | ● | | | ● | | | ● |
| 15 LOSS OF AC POWER | | | | | ● | ● | | | ● | | | |
| 16 LOSS OF AC POWER (>3HRS) | | | ● | ● | | | | | ● | | ● | |
| 17 BATTERY/CHARGER FAILURE | | | ● | ● | | | | | ● | | ● | |
| 18 LOW BATTERY | | | | | ● | ● | | | ● | | | ● |
| 19 AHU OVERRIDE | | | | | ● | ● | | | ● | | | ● |
| 20 LOSS OF AC POWER FOR ELEV. SHUNT TRIP | | | ● | ● | | | | | ● | | ● | |
| 21 SPRINKLER WATER FLOW | ● | ● | | | | | ● | ● | ● | ● | | |
| 22 SPRINKLER TAMPER SWITCHES | | | ● | ● | | | | | ● | | ● | |
| 23 REMOTE (UPD) MASS NOTIFICATION ACTIVATION | | | | | | | | | | | | |
| 24 MASS NOTIFICATION ACTIVATION | | | | | | | | | | | | |
| 25 ELEVATOR FIRE SUPPRESSION | ● | ● | | | | | ● | ● | ● | ● | | |
| 26 HOLD OPEN DOOR RELEASE TROUBLE | | | | | ● | ● | | | ● | | | ● |

| | M | N | O | P | Q | R | S | T | U | V | W | X |
|---|---|---|---|---|---|---|---|---|---|---|---|---|
| 1 SMOKE DETECTORS | | | ● | | | | ● | ● | ● | ● | | |
| 2 IN-DUCT SMOKE DETECTORS | | | ● | | | | ● | ● | ● | ● | | |
| 3 ELEVATOR (PRI) SMOKE DETECTORS | | | ● | | ● | | | | | | | |
| 4 ELEVATOR (ALT) SMOKE DETECTORS | | | ● | ● | | | ● | | | | | |
| 5 ELEVATOR SHAFT/MACHINE RM. SMOKE DETECTORS | | | ● | ● | | ● | ● | | | | | |
| 6 THERMAL DETECTORS | | | ● | | | | ● | ● | ● | ● | | |
| 7 THERMAL DETECTOR SHAFT/MACHINE RM. | | | ● | ● | | | ● | ● | ● | ● | | ● |
| 8 PULL STATIONS | | | ● | | | | ● | ● | ● | ● | | |
| 9 LOOP OPEN/SHORT CIRCUIT | | | | | | | | ● | ● | | | |
| 10 LOOP GROUND FAULT | | | | | | | | ● | ● | | | |
| 11 LOOP FAILURE | | | | | | | | ● | ● | | | |
| 12 NAC OPEN/SHORT CIRCUIT | | | | | | | | ● | ● | | | |
| 13 NAC GROUND FAULT | | | | | | | | ● | ● | | | |
| 14 NAC FAILURE | | | | | | | | ● | ● | | | |
| 15 LOSS OF AC POWER | | | | | | | ● | ● | ● | | | |
| 16 LOSS OF AC POWER (>3HRS) | | | | | | | ● | ● | ● | | | |
| 17 BATTERY/CHARGER FAILURE | | | | | | | | ● | ● | | | |
| 18 LOW BATTERY | | | | | | | | ● | | | | |
| 19 AHU OVERRIDE | | | | | | | | ● | | | | |
| 20 LOSS OF AC POWER FOR ELEV. SHUNT TRIP | | | | | | | | ● | | | | |
| 21 SPRINKLER WATER FLOW | | | | | | | ● | ● | ● | ● | | |
| 22 SPRINKLER TAMPER SWITCHES | | | | | | | | ● | ● | | | |
| 23 REMOTE (UPD) MASS NOTIFICATION ACTIVATION | ● | ● | | | | | | | | | ● | |
| 24 MASS NOTIFICATION ACTIVATION | ● | ● | | | | | | | | | ● | |
| 25 ELEVATOR FIRE SUPPRESSION | | | ● | | | | ● | ● | ● | ● | | ● |
| 26 HOLD OPEN DOOR RELEASE TROUBLE | | | | | | | | ● | ● | | | |

### SYSTEM INPUTS

1 ACTUATE COMMON ALARM SIGNAL INDICATOR
2 ACTUATE AUDIBLE ALARM SIGNAL
3 ACTUATE COMMON SUPERVISORY SIGNAL INDICATOR
4 ACTUATE AUDIBLE SUPERVISORY SIGNAL
5 ACTUATE COMMON TROUBLE SIGNAL INDICATOR
6 ACTUATE AUDIBLE TROUBLE SIGNAL
7 ACTUATE ZONE OR DEVICE ADDRESS ALARM INDICATOR
8 ACTUATE GENERAL EVACUATION SIGNAL
9 DISPLAY CHANGE OF STATUS
10 TRANSMIT FIRE ALARM SIGNAL TO CENTRAL STATION
11 TRANSMIT SUPERVISORY SIGNAL TO CENTRAL STATION
12 TRANSMIT TROUBLE SIGNAL TO CENTRAL STATION
13 TEMPORARILY SILENCE FIRE ALARM SIGNAL TO SPEAKERS
14 RELEASE MAGNETICALLY HELD SMOKE DOORS
15 RECALL ELEVATORS TO PRIMARY RECALL FLOOR
16 RECALL ELEVATORS TO ALTERNATE RECALL FLOOR
17 ACTUATE ELEVATOR FIRE HAT LIGHT
18 UNLOCK EXIT DOORS
19 ACTUATE LOCAL/REMOTE LED INDICATORS
20 SHUTDOWN AHUS
21 ACTUATE GRAPHICS SYSTEM - DISPLAY LED INDICATORS
22 ACTUATE MASS NOTIFICATION UNITS
23 SHUNT TRIP ELEVATOR POWER

1 FA500 **FIRE ALARM/MNS MATRIX**
SCALE : NTS

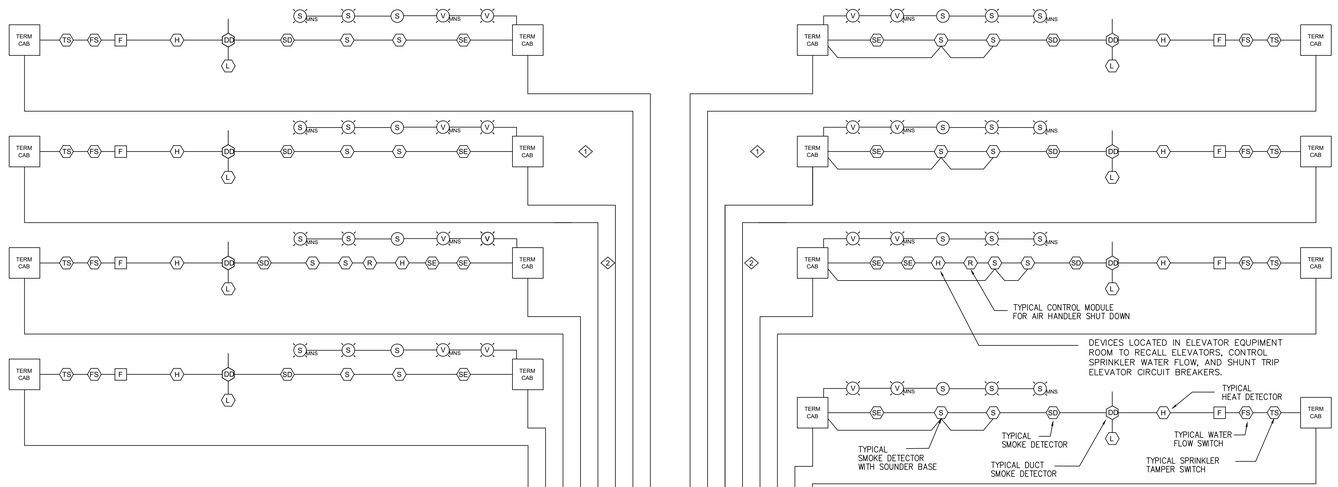


## GENERAL FIRE ALARM RISER NOTES:

1. CAMPUS CENTRAL SYSTEM IS MONITORED BY CAMPUS POLICE. SYSTEM TO BE WIRED AND TESTED ACCORDINGLY.
2. ALL CONDUIT MINIMUM 3/4"

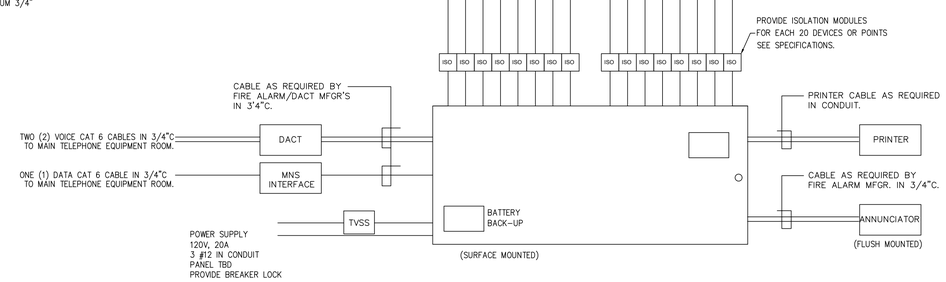


2 FA500 **FIRE ALARM/MNS RISER DIAGRAM (TYPICAL)**
SCALE : NTS

| REV.NO. | DESCRIPTION | DATE |
|---|---|---|
| 0 | ISSUED FOR BID | 2023-04-28 |

REVISIONS

NORTH CAROLINA PROFESSIONAL SEAL 027328 4-25-23 ENGINEER ANDREW D. SIGMON


McKIM&CREED
Venture IV Building, Suite 500
1730 Varsity Drive
Raleigh, North Carolina 27606
Phone: (919) 233-8091, Fax: (919) 233-8031
NC License# F-1222
www.mckimcreed.com


UNC GREENSBORO
Find your way here

UNC GREENSBORO - COLEMAN BUILDING
FIRE ALARM UPGRADES
SCO ID NO: 17-18200-01A CODE: 41725 ITEM: 323

FIRE ALARM MATRIX AND RISER DIAGRAM

| | |
|---|---|
| PROJ. START DATE: | 2023.04.28 |
| MCE PROJ. # | 07144-0003 |
| DRAWN | SZ |
| DESIGNED | ADS |
| CHECKED | ADS |
| PROJ. MGR. | ADS |

SCALE
HORIZONTAL: N/A
VERTICAL: N/A

FA500
DRAWING NUMBER
REVISION

STATUS: ISSUED FOR BID

S:\07144 UNC GREENSBORO\0003\80-DRAWINGS\86-DESIGN\86E-ELECTRICAL DESIGN\CONSTRUCTION DOCUMENTS\FA501 ELECTRICAL PANEL SCHEDULES AND AHU SUMMARY.DWG 04/25/2023 13:06:48 SOPHIE ZHOU

## EXISTING PANELBOARD EQL

SERVED FROM: PANEL EQH
ENCLOSURE RATING: NEMA 1
MOUNTING: SURFACE
AMPERE RATING: 100 A
MAIN BREAKER: 40 A
LUG OPTIONS: MCB
VOLTAGE (L-L): 208
VOLTAGE (L-N): 120
LOCATION: MECHANICAL ROOM 166
PHASE: 3
WIRE: 4
10 ,000 MINIMUM RMS SYMMETRICAL AIC RATING

| CIR. NO. | LOAD DESCRIPTION | LOAD (KVA) LTG | H/C | MOT | KIT | REC | MISC | PHASE SIZE | G SIZE | CND IN. | BRKR RTG | BRKR RTG | PHASE SIZE | G SIZE | CND IN. | LOAD (KVA) LTG | H/C | MOT | KIT | REC | MISC | LOAD DESCRIPTION | CIR. NO. |
|---|---|---|---|---|---|---|---|---|---|---|---|---|---|---|---|---|---|---|---|---|---|---|---|
| 1 | SPARE | | | | | | | | | | 20/1 | A | 20/1 | | | | | | | | | SPARE | 2 |
| 3 | SPACE ONLY | | | | | | | | | | -/1 | B | 20/1 | | | | | | | | | SPARE | 4 |
| 5 | SPARE | | | | | | | | | | 20/1 | C | 20/1 | | | | | | | | | SPARE | 6 |
| 7 | SPARE | | | | | | | | | | 20/1 | A | 20/1 | | | | | | | | | SPARE | 8 |
| 9 | SPARE | | | | | | | | | | 20/1 | B | 20/1 | | | | | | | | | SPARE | 10 |
| 11 | FAN-7 | | | | | | | EXISTING | | | 20/1 | C | 20/1 | EXISTING | | | | | | | | GENERATOR DAY TANK | 12 |
| 13 | SPACE ONLY | | | | | | | | | | -/1 | A | 20/1 | | | | | | | | | SPARE | 14 |
| 15 | SPACE ONLY | | | | | | | | | | -/1 | B | -/1 | | | | | | | | | SPACE ONLY | 16 |
| 17 | SPACE ONLY | | | | | | | | | | -/1 | C | -/1 | | | | | | | | | SPACE ONLY | 18 |

PANELBOARD NOTES:
1. EXISTING PANEL BOARD IS WESTINGHOUSE W10

LARGEST MOTOR (KVA): _____

| LOAD TOTALS (KVA): | CONNECTED | DEMAND |
|---|---|---|
| LIGHTING/CONTINUOUS | 0.00 | 0.00 |
| HEATING/COOLING | 0.00 | 0.00 |
| MOTORS | 0.00 | 0.00 |
| KITCHEN | 0.00 | 0.00 |
| RECEPTACLES | 0.00 | 0.00 |
| MISCELLANEOUS | 0.00 | 0.00 |
| TOTAL | 0.00 | 0.00 |

LOAD BALANCE
PHASE A #DIV/0!
PHASE B #DIV/0!
PHASE C #DIV/0!
TOTAL DEMAND AMPS x 0
LARGEST UNBALANCE PHASE %: #DIV/0!
**LARGEST UNBALANCE PHASE AMPS: #DIV/0!**

## EXISTING PANELBOARD EAL

SERVED FROM: PANEL EAH
ENCLOSURE RATING: NEMA 1
MOUNTING: SURFACE
AMPERE RATING: 100 A
MAIN BREAKER: N/A
LUG OPTIONS: MLO
VOLTAGE (L-L): 208
VOLTAGE (L-N): 120
LOCATION: ELECTRICAL ROOM 150A
PHASE: 3
WIRE: 4
10 ,000 MINIMUM RMS SYMMETRICAL AIC RATING

| CIR. NO. | LOAD DESCRIPTION | LOAD (KVA) LTG | H/C | MOT | KIT | REC | MISC | PHASE SIZE | G SIZE | CND IN. | BRKR RTG | BRKR RTG | PHASE SIZE | G SIZE | CND IN. | LOAD (KVA) LTG | H/C | MOT | KIT | REC | MISC | LOAD DESCRIPTION | CIR. NO. |
|---|---|---|---|---|---|---|---|---|---|---|---|---|---|---|---|---|---|---|---|---|---|---|---|
| 1 | SPARE | | | | | | | | | | 20/2 | A | 20/1 | EXISTING | | | | | | | | LIGHTS 2ND FLOOR | 2 |
| 3 | | | | | | | | | | | | B | 20/1 | EXISTING | | | | | | | | LIGHTS 2ND FLOOR | 4 |
| 5 | SPARE | | | | | | | | | | 20/1 | C | 20/1 | | | | | | | | | SPARE | 6 |
| 7 | SPARE | | | | | | | | | | 30/1 | A | 20/1 | EXISTING | | | | | | | | LIGHTS 2ND FLOOR | 8 |
| 9 | F/A SNAC 150 | | | | | | | EXISTING | | | 20/1 | B | 20/1 | EXISTING | | | | | | | | LIGHTS 2ND FLOOR | 10 |
| 11 | SPACE ONLY | | | | | | | | | | 20/1 | C | 20/1 | | | | | | | | | SPARE | 12 |

PANELBOARD NOTES:
1. EXISTING PANEL BOARD IS WESTINGHOUSE W10

LARGEST MOTOR (KVA): _____

| LOAD TOTALS (KVA): | CONNECTED | DEMAND |
|---|---|---|
| LIGHTING/CONTINUOUS | 0.00 | 0.00 |
| HEATING/COOLING | 0.00 | 0.00 |
| MOTORS | 0.00 | 0.00 |
| KITCHEN | 0.00 | 0.00 |
| RECEPTACLES | 0.00 | 0.00 |
| MISCELLANEOUS | 0.00 | 0.00 |
| TOTAL | 0.00 | 0.00 |

LOAD BALANCE
PHASE A #DIV/0!
PHASE B #DIV/0!
PHASE C #DIV/0!
TOTAL DEMAND AMPS x 0
LARGEST UNBALANCE PHASE %: #DIV/0!
**LARGEST UNBALANCE PHASE AMPS: #DIV/0!**

## EXISTING PANELBOARD ERL

SERVED FROM: PANEL ERH
ENCLOSURE RATING: NEMA 1
MOUNTING: SURFACE
AMPERE RATING: 100 A
MAIN BREAKER: 50 A
LUG OPTIONS: MCB
VOLTAGE (L-L): 208
VOLTAGE (L-N): 120
LOCATION: MECHANICAL ROOM 105A
PHASE: 3
WIRE: 4
10 ,000 MINIMUM RMS SYMMETRICAL AIC RATING

| CIR. NO. | LOAD DESCRIPTION | LOAD (KVA) LTG | H/C | MOT | KIT | REC | MISC | PHASE SIZE | G SIZE | CND IN. | BRKR RTG | BRKR RTG | PHASE SIZE | G SIZE | CND IN. | LOAD (KVA) LTG | H/C | MOT | KIT | REC | MISC | LOAD DESCRIPTION | CIR. NO. |
|---|---|---|---|---|---|---|---|---|---|---|---|---|---|---|---|---|---|---|---|---|---|---|---|
| 1 | SPACE ONLY | | | | | | | | | | -/1 | A | 20/1 | EXISTING | | | | | | | | SPARE CIRCUIT J-BOX ABOVE FACP | 2 |
| 3 | SPACE ONLY | | | | | | | | | | -/1 | B | 20/1 | EXISTING | | | | | | | | FACP 3RD FLOOR | 4 |
| 5 | SPACE ONLY | | | | | | | | | | -/1 | C | 20/1 | | | | | | | | | SPARE CIRCUIT J-BOX ABOVE FACP | 6 |
| 7 | TELEPHONE | | | | | | | EXISTING | | | 20/1 | A | -/1 | | | | | | | | | SPACE ONLY | 8 |
| 9 | NAC MECH. RM. 227 | | | | | | | EXISTING | | | 20/1 | B | -/1 | | | | | | | | | SPACE ONLY | 10 |
| 11 | FIRE SUPPLY | | | | | | | EXISTING | | | 20/1 | C | 20/1 | EXISTING | | | | | | | | EMERGENCY LIGHTS DANCE | 12 |
| 13 | LIGHTS THEATRE | | | | | | | EXISTING | | | 20/1 | A | -/1 | | | | | | | | | SPACE ONLY | 14 |
| 15 | LIGHTS THEATRE | | | | | | | EXISTING | | | 20/1 | B | -/1 | | | | | | | | | SPACE ONLY | 16 |
| 17 | SPACE ONLY | | | | | | | | | | -/1 | C | -/1 | | | | | | | | | SPACE ONLY | 18 |
| 19 | SPACE ONLY | | | | | | | | | | -/1 | A | -/1 | | | | | | | | | SPACE ONLY | 20 |
| 21 | ELEVATOR #2 CAR | | | | | | | EXISTING | | | 20/1 | B | -/1 | | | | | | | | | SPACE ONLY | 22 |
| 23 | ELEVATOR #2 PIT | | | | | | | EXISTING | | | 20/1 | C | -/1 | | | | | | | | | SPACE ONLY | 24 |

PANELBOARD NOTES:
1. EXISTING PANEL BOARD IS WESTINGHOUSE W10B.

LARGEST MOTOR (KVA): _____

| LOAD TOTALS (KVA): | CONNECTED | DEMAND |
|---|---|---|
| LIGHTING/CONTINUOUS | 0.00 | 0.00 |
| HEATING/COOLING | 0.00 | 0.00 |
| MOTORS | 0.00 | 0.00 |
| KITCHEN | 0.00 | 0.00 |
| RECEPTACLES | 0.00 | 0.00 |
| MISCELLANEOUS | 0.00 | 0.00 |
| TOTAL | 0.00 | 0.00 |

LOAD BALANCE
PHASE A #DIV/0!
PHASE B #DIV/0!
PHASE C #DIV/0!
TOTAL DEMAND AMPS x 0
LARGEST UNBALANCE PHASE %: #DIV/0!
**LARGEST UNBALANCE PHASE AMPS: #DIV/0!**

1 / FA501 **ELECTRICAL PANEL SCHEDULES**
SCALE : NTS

## AHU Summary

| Year | Tag | Unit Location | Unit Room # | CFM | Area Served | Serves Only One (1) Space | # of Floors Served | Existing Smoke Detector(s) | Smoke Detector(s) Required |
|---|---|---|---|---|---|---|---|---|---|
| 2019 V3 | AHU-R.1 | 2nd SE | 219A | 2,200 | 2nd SE | N | 1 | N | N |
| 2019 V3 | AHU-2 | Roof SE | Roof | 6,000 | 2nd, 3rd SE | Y | 1 | N | N |
| 2019 V3 | AHU-3 | Roof SE | Roof | 6,000 | 2nd, 3rd SE | Y | 1 | N | N |
| 2019 V3 | AHU-R.3 | Roof SE | Roof | 1,500 | 2nd, 3rd SE | N | 2 | N | N |
| 2019 V2 | AHU-6 | 1st SW | 144 | 3,500 | 1st NW, SW | N | 1 | Y | Y |
| 2017 | UV-1 | 1st SW | 152B | 1,785 | 1st SW | Y | 1 | N | N |
| 2013 | AHU-2A | 1st NE | 101N | 2,900 | 1st NE | N | 1 | Y | Y |
| 2012 | AHU-1 | 1st SW | 166 | 7,750 | 1st SW | N | 1 | Y | Y |
| 1986 | AH-3 | 1st SW | 166 | 1,945 | 1st SW | N | 1 | Y | N |
| 1986 | AH-4 | 1st NW | Closet next to 149 | 790 | 1st, 2nd, 3rd NW | N | 3 | Y | Y |
| 1986 | AH-5 | 1st NW | 150 | 3,290 | 1st NW, NE | N | 1 | Y | Y |
| 1986 | AH-7 | 1st NW | 143 | 730 | 1st NW | N | 1 | Y | N |
| 1986 | AH-8 | 1st SE | 105A | 7,030 | 2nd NE, SE | N | 1 | Y | Y |
| 1986 | AH-9 | 1st SE | 105A | 1,560 | 2nd, 3rd SE | N | 2 | Y | N |
| 1986 | AH-10 | 1st SE | 105A | 1,300 | 1st, 2nd SE | N | 2 | Y | N |
| 1986 | AH-11 | 2nd NW | 241 | 730 | 2nd NW | N | 1 | Y | N |
| 1986 | AH-12 | 2nd NW | 237G | 14,160 | 1st, 2nd, 3rd NW | Y | 1 | Y | N |
| 1986 | AH-13 | 2nd NW | 237G | 12,023 | 1st, 2nd, 3rd, 4th NW | N | 4 | Y | Y |
| 1986 | AH-14 | 2nd NE | 227 | 10,252 | 2nd NE | N | 1 | Y | Y |
| 1986 | AH-15 | 2nd NE | 227 | 10,252 | 2nd NE | N | 1 | Y | Y |
| 1986 | AH-16 | 2nd NE | 227 | 1,925 | 1st NE, SE | N | 1 | Y | N |
| 1986 | AH-17 | 2nd SW | 244 | 5,058 | 2nd SW | N | 1 | Y | Y |
| 1986 | AH-18 | 2nd SW | 265 | 13,000 | 2nd SW | N | 1 | Y | Y |
| 1986 | AH-19 | 2nd SW | 265 | 6,562 | 2nd SW | N | 1 | Y | Y |
| 1986 | AH-20 | 2nd SE | 205 | 1,980 | 2nd SE | Y | 1 | Y | N |
| 1986 | AH-21 | 2nd SE | 205 | 880 | 2nd SE | N | 1 | Y | N |
| 1986 | AH-23 | 2nd SE | 224 | 2,500 | 2nd SE | N | 1 | Y | Y |
| 1986 | AH-24 | 3rd NW | 341 | 730 | 3rd NW | N | 1 | Y | N |
| 1986 | AH-25 | 3rd NW | 335 | 10,252 | 1st, 2nd, 3rd NE | N | 1 | Y | Y |
| 1986 | AH-25A | 3rd NE | 325 | 10,232 | 1st, 2nd, 3rd NE | N | 1 | Y | Y |
| 1986 | AH-26 | 3rd SW | 334 | 5,966 | 3rd SW | N | 1 | Y | Y |
| 1986 | AH-27 | 3rd SE | 316 | 12,645 | 2nd, 3rd, 4th SE | N | 3 | Y | Y |
| 1986 | AH-28 | 3rd NE | 303A | 5,200 | 3rd NE, 3rd SE, 4th NE | N | 2 | Y | Y |
| 1986 | AH-29 | 4th NW | 442 | 6,870 | 1st, 2nd, 3rd, 4th NW & NE | N | 4 | Y | Y |
| 1986 | AH-30 | 4th NW | 435 | 6,870 | 1st, 2nd, 3rd, 4th NW & NE | N | 4 | Y | Y |
| 1986 | AH-31 | 4th NE | 425 | 9,590 | 1st, 2nd, 3rd, 4th NW & NE | N | 4 | Y | Y |
| 1986 | AH-32 | 4th SE | 417 | 4,123 | 3rd SE | N | 1 | Y | Y |
| 1986 | AH-33 | 4th SE | 419 | 4,123 | 3rd SE | N | 1 | Y | Y |
| 1986 | AH-34 | 4th SE | 419 | 3,201 | 3rd SE | N | 1 | Y | Y |
| 1986 | AH-35 | 1st NW | 150 | 1,315 | 1st NW, SW | N | 1 | Y | N |
| 1986 | AH-36 | 1st SE | 103 | 1,300 | 1st SE | N | 1 | Y | N |
| 1986 | FPB-58 | 4th NE | 425 | 2,050 | 4th NE | Y | 1 | N | N |
| 1986 | FPB-72 | 2nd NW | 237G | 2,700 | 1st NW | Y | 1 | N | N |
| 1986 | FC-3 | 3rd NE | 325 | 1,000 | 3rd NE | Y | 1 | N | N |

2 / FA501 **MECHANICAL AHU SUMMARY**
SCALE : NTS

| REV.NO | DESCRIPTION | DATE |
|---|---|---|
| 0 | ISSUED FOR BID | 2023-04-28 |

REVISIONS

NORTH CAROLINA PROFESSIONAL SEAL 027328 ENGINEER ANDREW D. SIMON


McKIM&CREED
Venture IV Building, Suite 500
1730 Varsity Drive
Raleigh, North Carolina 27606
Phone: (919) 233-8091, Fax: (919) 233-8031
NC License# F-1222
www.mckimcreed.com


UNC GREENSBORO
Find your way here

UNC GREENSBORO - COLEMAN BUILDING
FIRE ALARM UPGRADES
SCO ID NO: 17-18200-01A CODE: 41725 ITEM: 323

ELECTRICAL PANEL SCHEDULES AND AHU SUMMARY

| | |
|---|---|
| PROJ. START DATE: | 2023.04.28 |
| MCE PROJ. # | 07144-0003 |
| DRAWN | SZ |
| DESIGNED | ADS |
| CHECKED | ADS |
| PROJ. MGR. | ADS |

SCALE
HORIZONTAL: N/A
VERTICAL: N/A

FA501
DRAWING NUMBER
REVISION

STATUS: ISSUED FOR BID

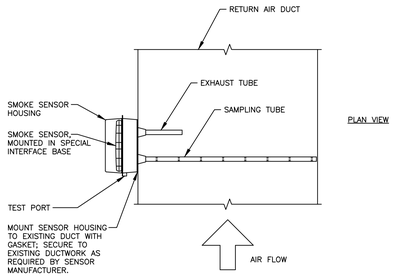


NOTES:

1. INSTALL ACCESS DOOR SUCH THAT THE HOLES IN THE SAMPLING TUBE ON THE DUCT DETECTOR ARE EASILY VISIBLE THROUGH THE ACCESS DOOR.

   DUCT DETECTOR SHALL BE INSTALLED IN ACCORDANCE WITH MANUFACTURER'S INSTALLATION INSTRUCTIONS. STRAIGHT DUCT RUNS UPSTREAM AND DOWNSTREAM OF DETECTOR SHALL BE PROVIDED TO ENSURE PROPER OPERATION OF DUCT DETECTOR.

NOT TO SCALE

## 1 DUCT DETECTOR INSTALLATION DETAIL

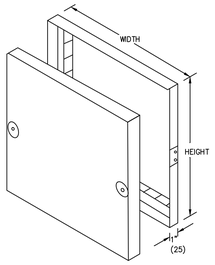


NOTES:

1. FIELD INSPECT EACH ACCESS DOOR LOCATION AND PROVIDE THE MAXIMUM SIZE AND SHAPE PRACTICAL.

2. ACCESS PANELS/DOORS SHALL BE INSULATED (1" THICK) AND SHALL BE SMACNA TYPE MANUFACTURED BY RUSKIN MODEL NO. ADC OR EQUAL.

NOT TO SCALE

## 2 ACCESS DOOR DETAIL

### SYSTEM NO. W-L-1001

JUNE 15, 2005

F RATINGS – 1, 2, 3 AND 4 HR (SEE ITEMS 2 AND 3)
T RATINGS – 0, 1, 2, 3 AND 4 HR (SEE ITEM 3)
L RATING AT AMBIENT – LESS THAN 1 CFM PER SQ. FT.
L RATING AT 400°F – LESS THAN 1 CFM PER SQ. FT.

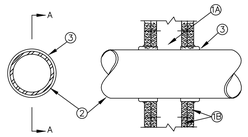


SECTION A–A

1. WALL ASSEMBLY – THE 1, 2, 3 OR 4 HR FIRE-RATED GYPSUM WALLBOARD/STUD WALL ASSEMBLY SHALL BE CONSTRUCTED OF THE MATERIALS AND IN THE MANNER DESCRIBED IN THE INDIVIDUAL U300 OR U400 SERIES WALL OR PARTITION DESIGNS IN THE UL FIRE RESISTANCE DIRECTORY AND SHALL INCLUDE THE FOLLOWING CONSTRUCTION FEATURES:

   A. STUDS – WALL FRAMING MAY CONSIST OF EITHER WOOD STUDS (MAX 2 H FIRE RATED ASSEMBLIES) OR STEEL CHANNEL STUDS. WOOD STUDS TO CONSIST OF NOM 2 BY 4 IN. (51 BY 102 MM) LUMBER SPACED 16 IN. (406 MM OC WITH NOM 2 BY 4 IN. (51 BY 102 MM) LUMBER END PLATES AND CROSS BRACES. STEEL STUDS TO BE MIN 3–5/8 IN. (92 MM) WIDE BY 1–3/8 IN. (35 MM) DEEP CHANNELS SPACED MAX 24 IN. (610 MM) OC.

   B. GYPSUM BOARD* – NOM 1/2 OR 5/8 IN. (13 OR 16 MM) THICK, 4 FT. (122 CM) WIDE WITH SQUARE OR TAPERED EDGES. THE GYPSUM WALLBOARD TYPE, THICKNESS, NUMBER OF LAYERS, FASTENER TYPE AND SHEET ORIENTATION SHALL BE AS SPECIFIED IN THE INDIVIDUAL U300 OR U400 SERIES DESIGN IN THE UL FIRE RESISTANCE DIRECTORY. MAX DIAM OF OPENING IS 26 IN. (660 MM).

2. THROUGH-PENETRANT – ONE METALLIC PIPE, CONDUIT OR TUBING INSTALLED EITHER CONCENTRICALLY OR ECCENTRICALLY WITHIN THE FIRESTOP SYSTEM. THE ANNULAR SPACE BETWEEN PIPE, CONDUIT OR TUBING AND PERIPHERY OF OPENING SHALL BE MIN 0 IN. / (0 MM). (POINT CONTACT) TO MAX 2 IN. (51 MM) PIPE, CONDUIT OR TUBING TO BE RIGIDLY SUPPORTED ON BOTH SIDES OF WALL ASSEMBLY. THE FOLLOWING TYPES AND SIZES OF METALLIC PIPES, CONDUITS OR TUBING MAY BE USED:

   A. STEEL PIPE -- NOM 24 IN. (610 MM) DIAM (OR SMALLER) SCHEDULE 10 (OR HEAVIER) STEEL PIPE.

   B. IRON PIPE – NOM 24 IN. (610 MM) DIAM (OR SMALLER) SERVICE WEIGHT (OR HEAVIER) CAST IRON SOIL PIPE, NOM 12 IN. (305 MM) DIAM (OR SMALLER) OR CLASS 50 (OR HEAVIER) DUCTILE IRON PRESSURE PIPE.

   C. CONDUIT – NOM 6 IN. (152 MM) DIAM (OR SMALLER) STEEL CONDUIT OR NOM 4 IN. (102 MM) DIAM (OR SMALLER) STEEL ELECTRICAL METALLIC TUBING.

   D. COPPER TUBING – NOM 6 IN. (152 MM) DIAM (OR SMALLER) TYPE L (OR HEAVIER) COPPER TUBING.

   E. COPPER PIPE – NOM 6 IN. (152 MM) DIAM (OR SMALLER) REGULAR (OR HEAVIER) COPPER PIPE.

   F. THROUGH PENETRATING PRODUCT* – FLEXIBLE METAL PIPING THE FOLLOWING TYPES OF STEEL FLEXIBLE METAL GAS PIPING MAY BE USED:

      1. NOM 2 IN. (51 MM) DIAM (OR SMALLER) STEEL FLEXIBLE METAL GAS PIPING. PLASTIC COVERING ON PIPING MAY OR MAY NOT BE REMOVED ON BOTH SIDES OF FLOOR OR WALL ASSEMBLY.

         OMEGA FLEX INC

      2. NOM 1 IN. (25 MM) DIAM (OR SMALLER) STEEL FLEXIBLE METAL GAS PIPING. PLASTIC COVERING ON PIPING MAY OR MAY NOT BE REMOVED ON BOTH SIDES OF FLOOR OR WALL ASSEMBLY.

         TITEFLEX CORP A BUNDY CO

      3. NOM 1 IN. (25 MM) DIAM (OR SMALLER) STEEL FLEXIBLE METAL GAS PIPING. PLASTIC COVERING ON PIPING MAY OR MAY NOT BE REMOVED ON BOTH SIDES OF FLOOR OR WALL ASSEMBLY.

         WARD MFG INC

3. FILL, VOID OR CAVITY MATERIAL* – CAULK OR SEALANT– MIN 5/8, 1–1/4, 1–7/8 AND 2–1/2 IN. (16, 32, 48 AND 64 MM) THICKNESS OF CAULK FOR 1, 2, 3 AND 4 HR RATED ASSEMBLIES, RESPECTIVELY, APPLIED WITHIN ANNULUS, FLUSH WITH BOTH SURFACES OF WALL. MIN 1/4 IN. (6 MM) DIAM BEAD OF CAULK APPLIED TO GYPSUM BOARD/PENETRANT INTERFACE AT POINT CONTACT LOCATION ON BOTH SIDES OF WALL. THE HOURLY F RATING OF THE FIRESTOP SYSTEM IS DEPENDENT UPON THE HOURLY FIRE RATING OF THE WALL ASSEMBLY IN WHICH IT IS INSTALLED, AS SHOWN IN THE FOLLOWING TABLE. THE HOURLY T RATING OF THE FIRESTOP SYSTEM IS DEPENDENT UPON THE TYPE OR SIZE OF THE PIPE OR CONDUIT AND THE HOURLY FIRE RATING OF THE WALL ASSEMBLY IN WHICH IT IS INSTALLED, AS TABULATED BELOW:

| MAX PIPE OR CONDUIT DIAM IN (MM) | F RATING HR. | T RATING HR |
|---|---|---|
| 1 (25) | 1 OR 2 | 0+, 1 OR 2 |
| 1 (25) | 3 OR 4 | 3 OR 4 |
| 4 (102) | 1 OR 2 | 0 |
| 6 (152) | 3 OR 4 | 0 |
| 12 (305) | 1 OR 2 | 0 |

+ WHEN COPPER PIPE IS USED, T RATING IS 0 H.
3M COMPANY – CP 25WB+ OR FB–3000 WT.
* BEARING THE UL CLASSIFICATION MARK.

REPRINTED FROM THE UL ONLINE CERTIFICATIONS DIRECTORY WITH PERMISSION FROM UNDERWRITERS LABORATORIES INC.
FILENAME = XHEZ.W-L-1001
http://database.ul.com/cgi-bin/XYV/template/LISEXT/1FRAME/gfienbr.html
TYPE W-L-1001 IN UL FILE NUMBER BOX, CLICK ON SEARCH
COPYRIGHT © 2016 UNDERWRITERS LABORATORIES INC.®

### SYSTEM NO. C-AJ-5001

MARCH 05, 2007

F RATINGS – 1–1/2, 2 AND 3 HR (SEE ITEM 4)
T RATINGS – 0, 1/2, 3/4 AND 1 HR (SEE ITEMS 1A AND 4)
L RATING AT AMBIENT – 2 CFM PER SQ. FT.
L RATING AT 400°F – LESS THAN 1 CFM PER SQ. FT.

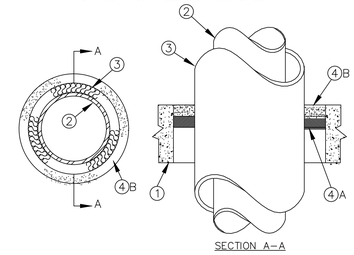


SECTION A–A

1. FLOOR OR WALL ASSEMBLY – MIN 2–1/2 IN. (64 MM) THICK REINFORCED LIGHTWEIGHT OR NORMAL WEIGHT (100–150 PCF OR 1600–2400 KG/M3) CONCRETE. WALL MAY ALSO BE CONSTRUCTED OF ANY UL CLASSIFIED CONCRETE BLOCKS*. MAX DIAM OF OPENING IS 18 IN. (457 MM).

   SEE CONCRETE BLOCKS (CAZT) CATEGORY IN THE FIRE RESISTANCE DIRECTORY FOR NAMES OF MANUFACTURERS.

1A. STEEL SLEEVE – (OPTIONAL, NOT SHOWN) – NOM 10 IN. (254 MM) (OR SMALLER) SCHEDULE 10 (OR HEAVIER) STEEL SLEEVE CAST OR GROUTED INTO FLOOR OR WALL ASSEMBLY. SLEEVE MAY EXTEND A MAX OF 2 IN. (51 MM) ABOVE TOP OF FLOOR OR BEYOND EITHER SURFACE OF WALL. AS AN ALTERNATE, NOM 10 IN. (254 MM) DIAM (OR SMALLER) SLEEVE FABRICATED FROM NOM 0.019 IN. (0.48 MM) THICK GALV STEEL CAST OR GROUTED INTO FLOOR OR WALL ASSEMBLY FLUSH WITH FLOOR OR WALL SURFACES. T RATING IS 0 HR WHEN SLEEVE IS USED.

2. THROUGH PENETRANT – NOM 4 IN. (102 MM) DIAM (OR SMALLER) TYPE L (OR HEAVIER) COPPER PIPE, NOM 12 IN. (305 MM) DIAM (OR SMALLER) SERVICE WEIGHT (OR HEAVIER) CAST IRON SOIL PIPE, NOM 12 IN. (305 MM) DIAM (OR SMALLER) CLASS 50 (OR HEAVIER) DUCTILE IRON PRESSURE PIPE OR NOM 12 IN. (305 MM) DIAM (OR SMALLER) SCHEDULE 10 (OR HEAVIER) STEEL PIPE CENTERED IN THE OPENING AND RIGIDLY SUPPORTED ON BOTH SIDES OF THE FLOOR OR WALL ASSEMBLY.

3. PIPE COVERING* – NOM 1/2 TO 2 IN. (13 TO 51 MM) THICK HOLLOW CYLINDRICAL HEAVY DENSITY (MIN 3.5 PCF OR 56 KG/M3) GLASS FIBER UNITS JACKETED ON THE OUTSIDE WITH AN ALL SERVICE JACKET. LONGITUDINAL JOINTS SEALED WITH METAL FASTENERS OR FACTORY–APPLIED SELF–SEALING LAP TAPE. TRANSVERSE JOINTS SECURED WITH METAL FASTENERS OR WITH BUTT STRIP TAPE SUPPLIED WITH THE PRODUCT.

   SEE PIPE AND EQUIPMENT COVERING – MATERIALS* (BRGU) CATEGORY IN BUILDING MATERIALS DIRECTORY FOR NAMES OF MANUFACTURERS. ANY PIPE COVERING MATERIAL MEETING THE ABOVE SPECIFICATIONS AND BEARING THE UL CLASSIFICATION MARKING WITH A FLAME SPREAD INDEX OF 25 OR LESS AND A SMOKE DEVELOPED INDEX OF 50 OR LESS MAY BE USED.

4. FIRESTOP SYSTEM – THE DETAILS OF THE FIRESTOP SYSTEM SHALL BE AS FOLLOWS:

A. PACKING MATERIAL – MIN 1 IN. (25 MM) THICKNESS OF FIRMLY PACKED MINERAL WOOL BATT INSULATION USED AS A PERMANENT FORM. PACKING MATERIAL TO BE RECESSED FROM TOP SURFACE OF FLOOR OR SLEEVE OR FROM BOTH SURFACES OF WALL AS REQUIRED TO ACCOMMODATE THE REQUIRED THICKNESS OF CAULK FILL MATERIAL (ITEM B).

B. FILL, VOID OR CAVITY MATERIAL* – CAULK OR SEALANT – APPLIED TO FILL THE ANNULAR SPACE FLUSH WITH THE TOP SURFACE OF THE FLOOR OR SLEEVE OR FLUSH WITH BOTH SURFACES OF WALL. WHEN NOM PIPE COVERING THICKNESS IS 2 IN. (51 MM), MIN THICKNESS OF CAULK FILL MATERIAL IS 2 IN. (51 MM). WHEN NOM PIPE COVERING THICKNESS IS 1–1/2 IN. (38 MM) OR LESS, MIN THICKNESS OF CAULK FILL MATERIAL IS 1 IN. (25 MM). THE HOURLY F AND T RATINGS OF THE FIRESTOP SYSTEM ARE DEPENDENT UPON THE THICKNESS OF THE FLOOR OR WALL, THE SIZE OF PIPE, THE THICKNESS OF PIPE COVERING MATERIAL AND THE SIZE OF THE ANNULAR SPACE (BETWEEN THE PIPE COVERING MATERIAL AND THE EDGE OF THE CIRCULAR THROUGH OPENING) AS SHOWN IN THE FOLLOWING TABLE:

| MIN FLOOR OR WALL THKNS, IN. (MM) | MAX PIPE DIAM, IN. (MM) | NOM PIPE COVERING THKNS, IN. (MM) | ANNULAR SPACE IN. (MM) | F RATING HR. | T RATING HR. |
|---|---|---|---|---|---|
| 2–1/2 (64) | 4 (102) | 1 or 1–1/2 (25 or 38) | 1/2 to 2–3/8 (13 to 60) | 2 | 1 |
| 4–1/2 (114) | 4 (102) | 2 (51) | 1/4 to 3–5/8 (6 to 92) | 2 | 1–1/2 |
| 2–1/2 (64) | 12 (305) | 1 (25) | 1/2 to 1–1/2 (13 to 38) | 2 | 1/2 |
| 4–1/2 (114) | 12 (305) | 1 (25) | 1/2 to 2–3/8 (13 to 60) | 3 | 1 |
| 2–1/2 (64) | 12 (305) | 1/2 (13) | 1/2 to 2–3/8 (13 to 60) | 2 | 0 |

3M COMPANY – CP 25WB+ or FB–3000 WT
* BEARING THE UL CLASSIFICATION MARK.

REPRINTED FROM THE UL ONLINE CERTIFICATIONS DIRECTORY
FILENAME = XHEZ.C-AJ-5001
http://database.ul.com/cgi-bin/XYV/template/LISEXT/1FRAME/gfienbr.html
TYPE C-AJ-5001 IN UL FILE NUMBER BOX, CLICK ON SEARCH
COPYRIGHT © 2016 BY UNDERWRITERS LABORATORIES INC.®

# UL DETAILS

| REV.NO. | DESCRIPTION | DATE |
|---|---|---|
| 0 | ISSUED FOR BID | 2023-04-28 |

REVISIONS

NORTH CAROLINA PROFESSIONAL ENGINEER SEAL 027328 4-25-23 ANDREW D. SIGMON

McKIM&CREED
Venture IV Building, Suite 500
1730 Varsity Drive
Raleigh, North Carolina 27606
Phone: (919) 233-8091, Fax: (919) 233-8031
NC License# F-1222
www.mckimcreed.com

UNC GREENSBORO
Find your way here

UNC GREENSBORO - COLEMAN BUILDING
FIRE ALARM UPGRADES
SCO ID NO: 17-18200-01A CODE: 41725 ITEM: 323

ELECTRICAL DETAILS

| | |
|---|---|
| PROJ. START DATE: | 2023.04.28 |
| MCE PROJ. # | 07144-0003 |
| DRAWN | SZ |
| DESIGNED | ADS |
| CHECKED | ADS |
| PROJ. MGR. | ADS |

SCALE
HORIZONTAL: N/A
VERTICAL: N/A

FA600
DRAWING NUMBER
REVISION

STATUS: ISSUED FOR BID

S:\07144 UNC GREENSBORO\000.03\80-DRAWINGS\86-DESIGN\86E-ELECTRICAL DESIGN\CONSTRUCTION DOCUMENTS\FA600 ELECTRICAL DETAILS.DWG 04/25/2023 13:07:03 SOPHIE ZHOU

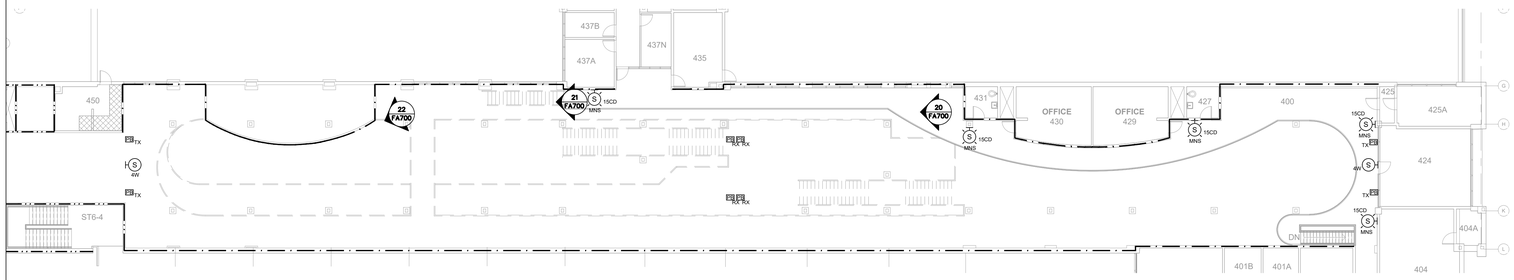

N NORTH 4 FA700 **FOURTH FLOOR ATRIUM AREA PARTIAL CEILING PLAN**
SCALE : 1/16" = 1'-0"

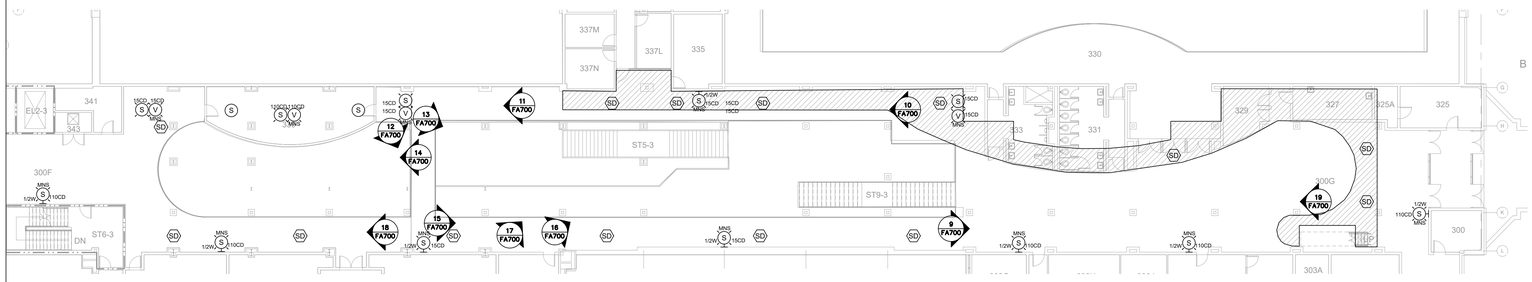

N NORTH 3 FA700 **THIRD FLOOR ATRIUM AREA PARTIAL CEILING PLAN**
SCALE : 1/16" = 1'-0"

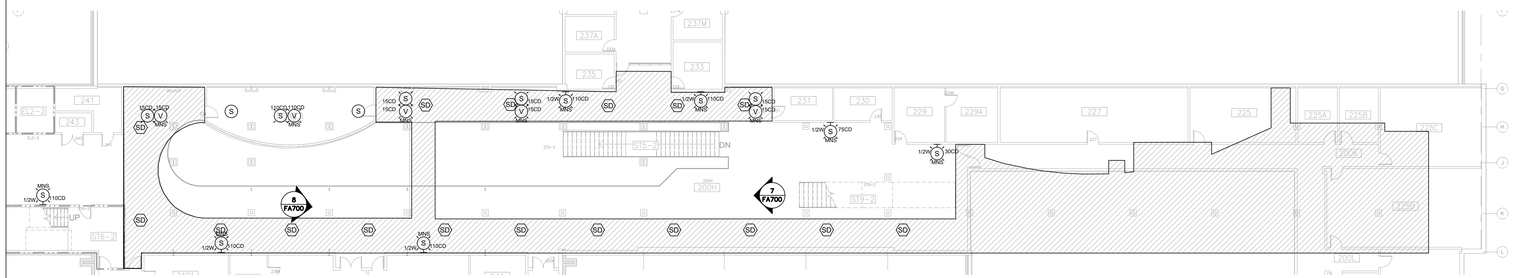

N NORTH 2 FA700 **SECOND FLOOR ATRIUM AREA PARTIAL CEILING PLAN**
SCALE : 1/16" = 1'-0"

N NORTH 1 FA700 **FIRST FLOOR ATRIUM AREA PARTIAL CEILING PLAN**
SCALE : 1/16" = 1'-0"

20 FA700 **EXISTING CONDITION**
NOT TO SCALE



21 FA700 **EXISTING CONDITION**
NOT TO SCALE



22 FA700 **EXISTING CONDITION**
NOT TO SCALE



17 FA700 **EXISTING CONDITION**
NOT TO SCALE



18 FA700 **EXISTING CONDITION**
NOT TO SCALE



19 FA700 **EXISTING CONDITION**
NOT TO SCALE



14 FA700 **EXISTING CONDITION**
NOT TO SCALE



15 FA700 **EXISTING CONDITION**
NOT TO SCALE



16 FA700 **EXISTING CONDITION**
NOT TO SCALE

11 FA700 **EXISTING CONDITION**
NOT TO SCALE

12 FA700 **EXISTING CONDITION**
NOT TO SCALE

13 FA700 **EXISTING CONDITION**
NOT TO SCALE



8 FA700 **EXISTING CONDITION**
NOT TO SCALE



9 FA700 **EXISTING CONDITION**
NOT TO SCALE

10 FA700 **EXISTING CONDITION**
NOT TO SCALE



5 FA700 **EXISTING CONDITION**
NOT TO SCALE



6 FA700 **EXISTING CONDITION**
NOT TO SCALE



7 FA700 **EXISTING CONDITION**
NOT TO SCALE

| REV.NO. | DESCRIPTION | DATE |
|---|---|---|
| 0 | ISSUED FOR BID | 2023-04-28 |

REVISIONS

NORTH CAROLINA PROFESSIONAL SEAL 027326 ENGINEER 4-25-23 ANDREW D. SIMON


McKIM&CREED
Venture IV Building, Suite 500
1730 Varsity Drive
Raleigh, North Carolina 27606
Phone: (919) 233-8091, Fax: (919) 233-8031
NC License# F-1222
www.mckimcreed.com


UNC GREENSBORO
*Find your way here*

UNC GREENSBORO - COLEMAN BUILDING
FIRE ALARM UPGRADES
SCO ID NO: 17-18200-01A CODE: 41725 ITEM: 323

PARTIAL ATRIUM CEILING PLANS

| | |
|---|---|
| PROJ. START DATE: | 2023.04.28 |
| MCE PROJ. # | 07144-0003 |
| DRAWN | SZ |
| DESIGNED | ADS |
| CHECKED | ADS |
| PROJ. MGR. | ADS |

SCALE
HORIZONTAL: N/A
VERTICAL: N/A

FA700
DRAWING NUMBER
REVISION

STATUS: ISSUED FOR BID

S:\07144 UNC GREENSBORO\0003\80-DRAWINGS\86-DESIGN\86E-ELECTRICAL DESIGN\CONSTRUCTION DOCUMENTS\FA700 PARTIAL ATRIUM CEILING PLANS.DWG 04/25/2023 13:07:17 SOPHIE ZHOU