

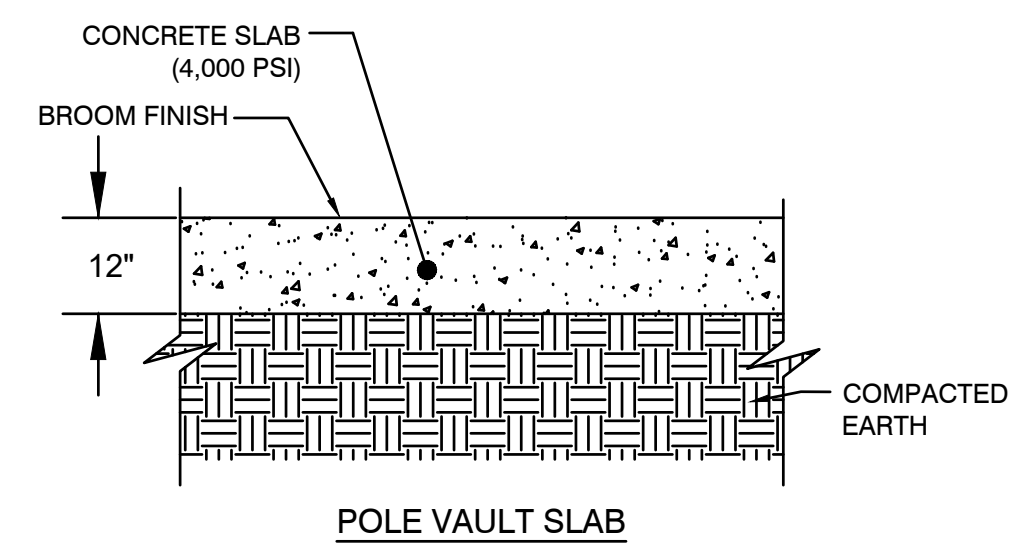
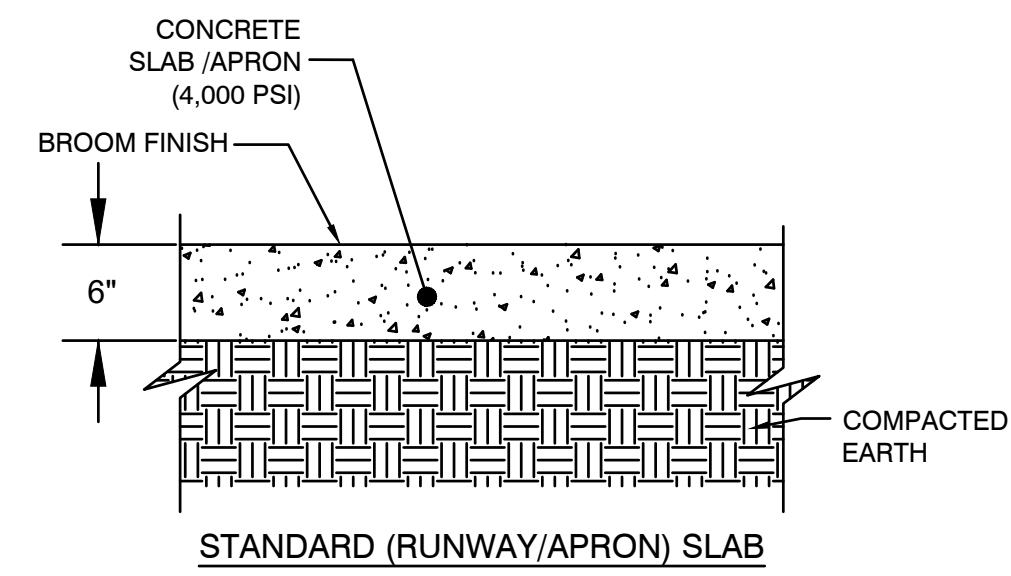
1

2

3

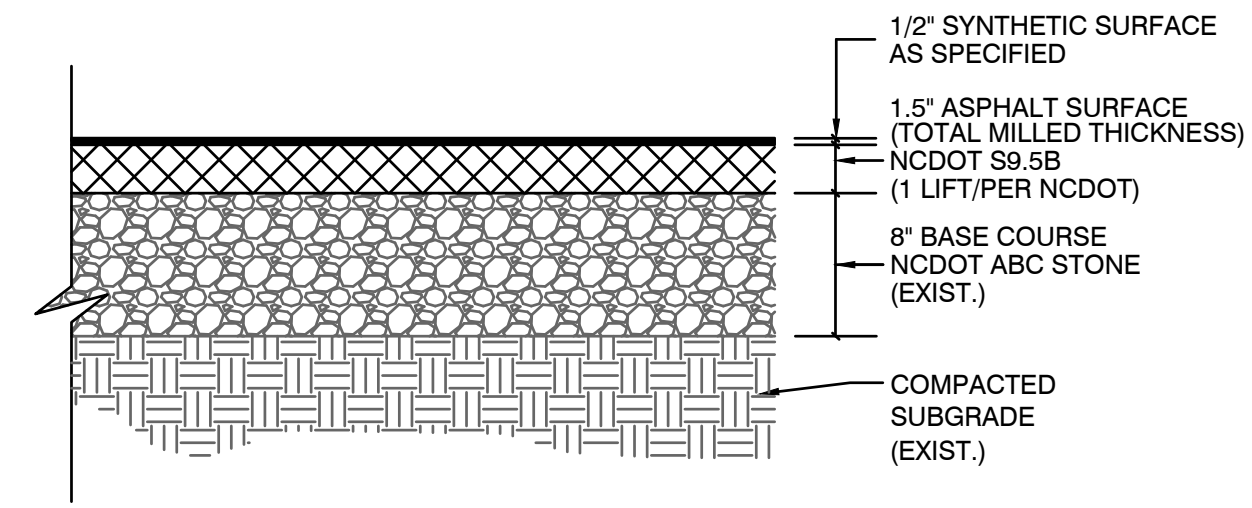
4

5



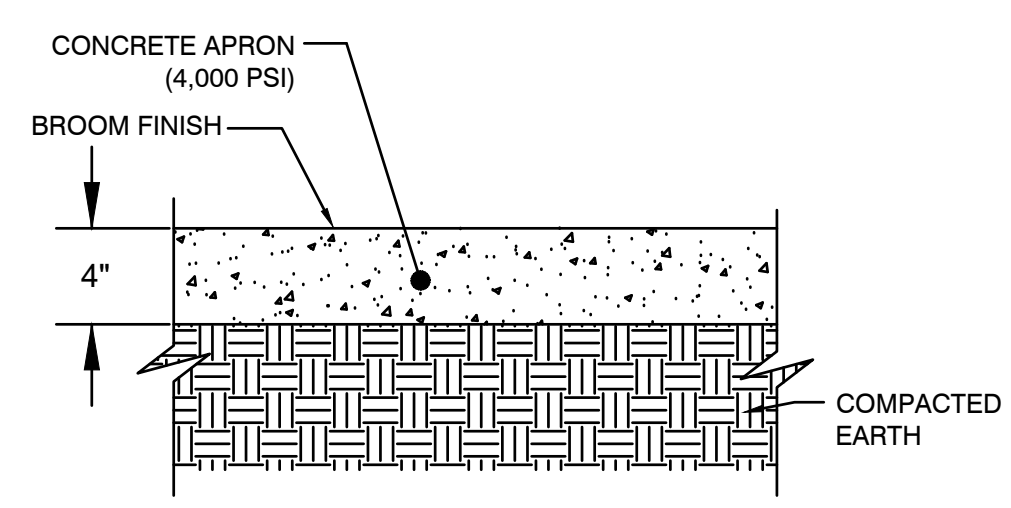
- NOTES:**
- ALL PADS/SLABS SHALL CONSIST OF CURING COMPOUND, WITH 95% COMPACTED SUBGRADE. REFER TO PROJECT SPECIFICATIONS.
  - CONTRACTOR SHALL ADD JOINTS/EXPANSION JOINT (10' MAX) AS NECESSARY TO AVOID CRACKING.

**1 CONCRETE PAVEMENT SECTION DETAIL**  
C05.04 NOT TO SCALE



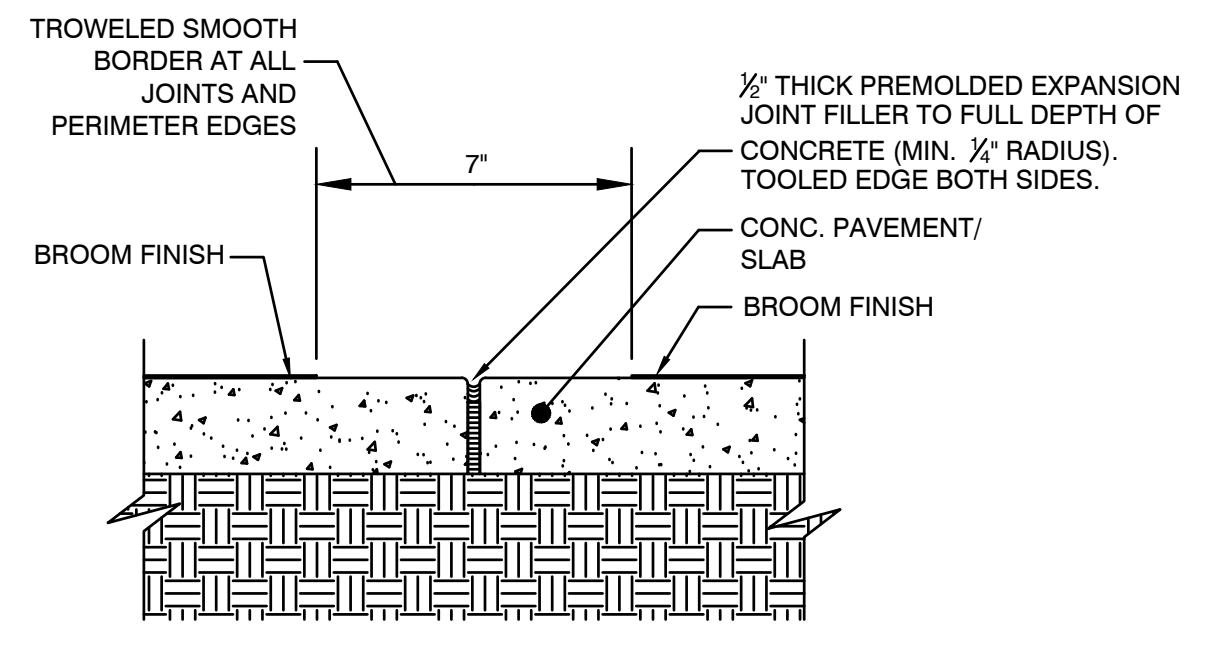
- NOTES:**
- PAVEMENT RECOMMENDATIONS PROVIDED BY S&ME. REFER TO REPORT 'EVALUATION OF RUNNING TRACK - CARY HIGH SCHOOL' DATED DECEMBER 15, 2023 AND PROJECT SPECIFICATIONS FOR ADDITIONAL INFORMATION.
  - CONTRACTOR SHALL COMPACT ABC STONE TO A MINIMUM 95% STANDARD PROCTOR MAXIMUM DRY DENSITY.

**2 TRACK PAVING SECTION DETAIL**  
C05.04 NOT TO SCALE

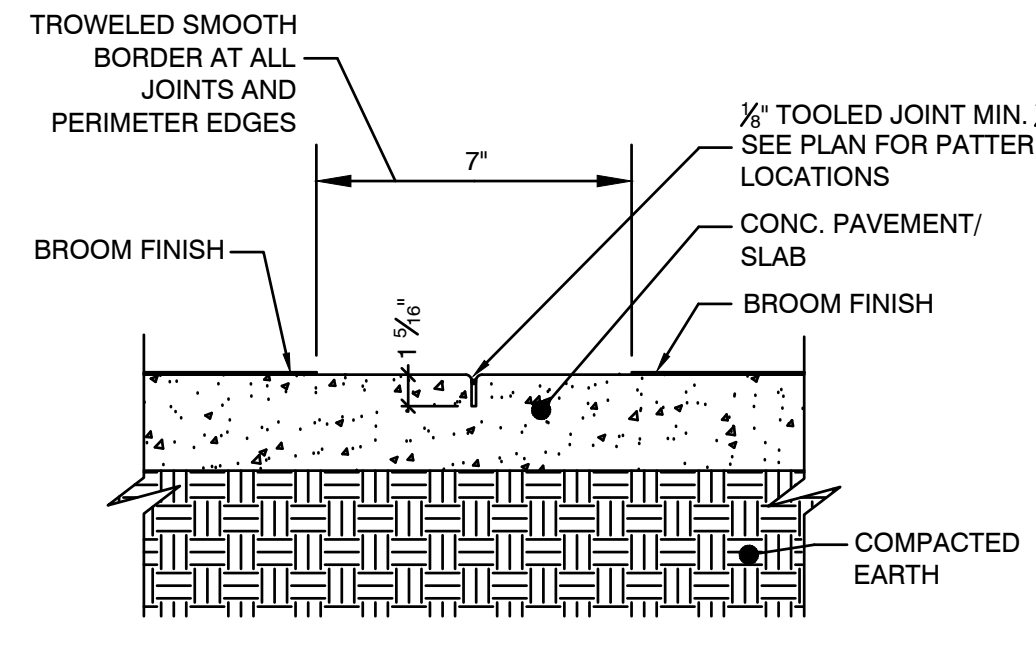


- NOTES:**
- ALL SIDEWALKS (STANDARD) SHALL BE 4" THICK WITH CURING COMPOUND, WITH 95% COMPACTED SUBGRADE.
  - SIDEWALK SHALL 6" THICK AT ALL DRIVEWAYS AND HANDICAP RAMPS WITH CURING COMPOUND, WITH 95% COMPACTED SUBGRADE.
  - REFER TO EXPANSION JOINT/CONTROL JOINT DETAILS (DETAIL 3) ON SHEET C05.04.
  - TRAVERSE EXPANSION JOINT TO BE A MAX OF 50 FEET. CONTRACTOR SHALL ADD JOINTS/EXPANSION JOINT (10' MAX) AS NECESSARY TO AVOID CRACKING. MATCH EXISTING JOINTS/EXPANSION JOINTS TO THE GREATEST EXTENT POSSIBLE WHEN REPLACING SIDEWALK.

**5 CONCRETE SIDEWALK DETAIL**  
C05.04 NOT TO SCALE

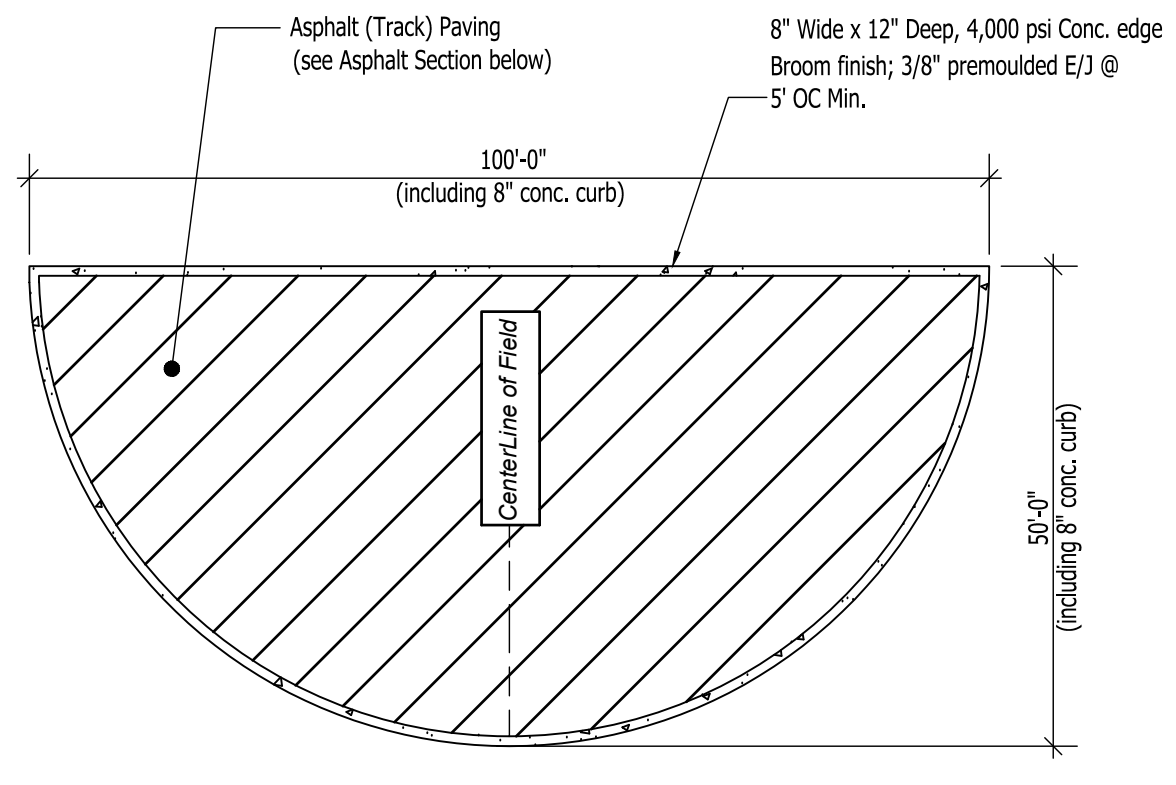


- NOTES:**
- LOCATION OF EXPANSION JOINTS FOR CONCRETE PAVEMENT/APRON ARE SHOWN ON THE SITE PLAN. EXPANSION JOINTS SHALL BE SPACED NO FARTHER THAN 30 FEET APART AND ARE TO BE PLACED WHERE A CONTROL JOINT IS LOCATED.

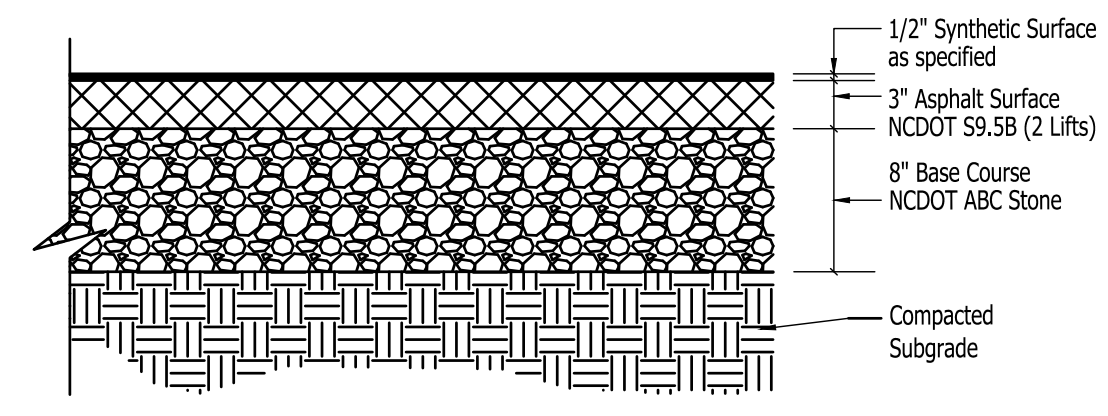


- NOTES:**
- LOCATION OF CONTROL JOINTS FOR CONCRETE PAVEMENT/APRON ARE SHOWN ON THE LAYOUT PLAN.

**3 CONCRETE EXPANSION JOINT (EJ)/ CONTROL JOINT (CJ) DETAIL**  
C05.04 NOT TO SCALE

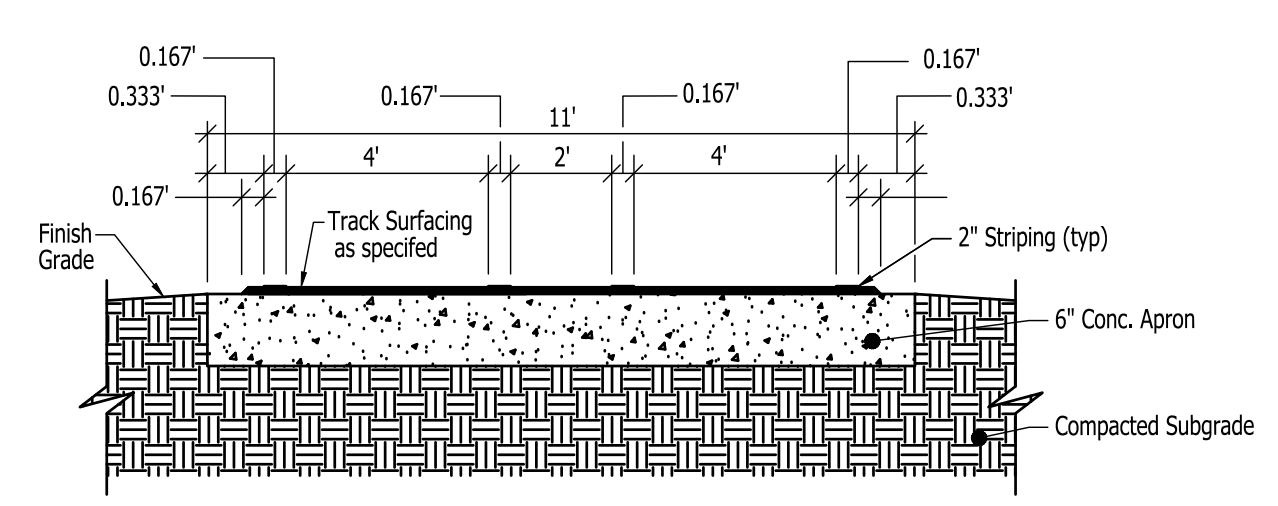


- Notes:**
- See Layout sheet (C01.02) for location.
  - All construction and installation must meet current National Federation of State High School Associations (NFHS) standards, Running Tracks - A Construction & Maintenance Manual by the American Sports Association & WCPSS Specifications.
  - Coordinate with School Athletic Director prior to striping.

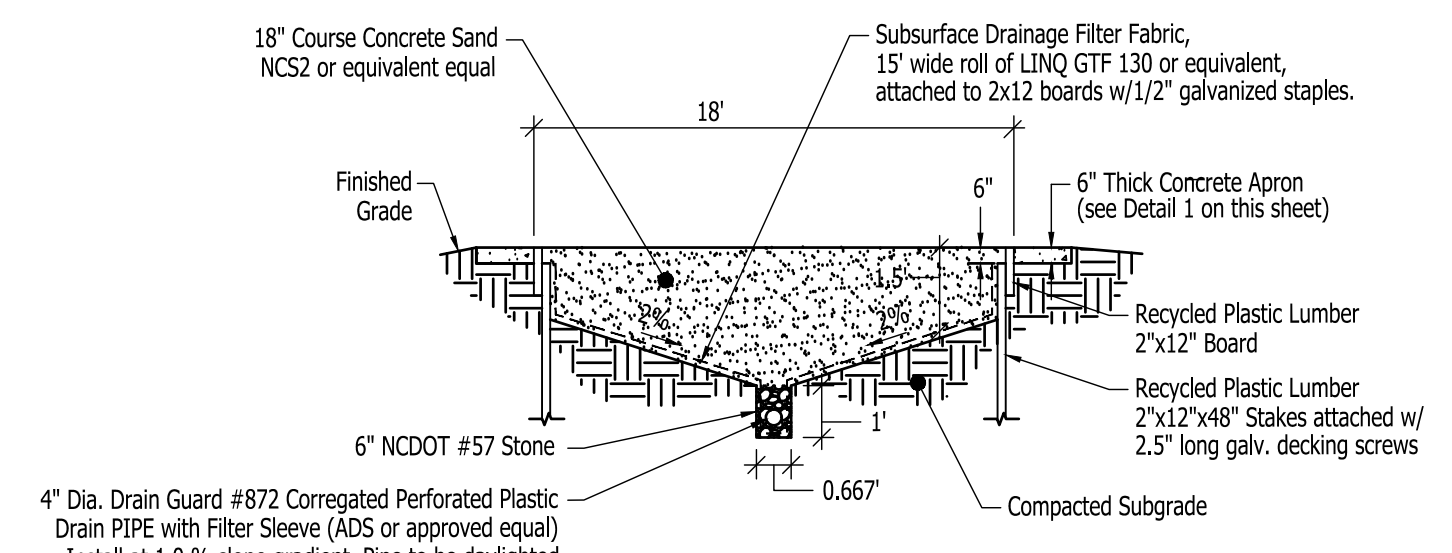


- NOTES:**
- PAVEMENT Recommendations provided by S&ME. Refer to Report 'EVALUATION OF RUNNING TRACK - CARY HIGH SCHOOL' dated December 15, 2023 and Project Specifications for additional information.
  - Contractor shall compact ABC Stone to a minimum 95% Standard Proctor Maximum Dry Density.

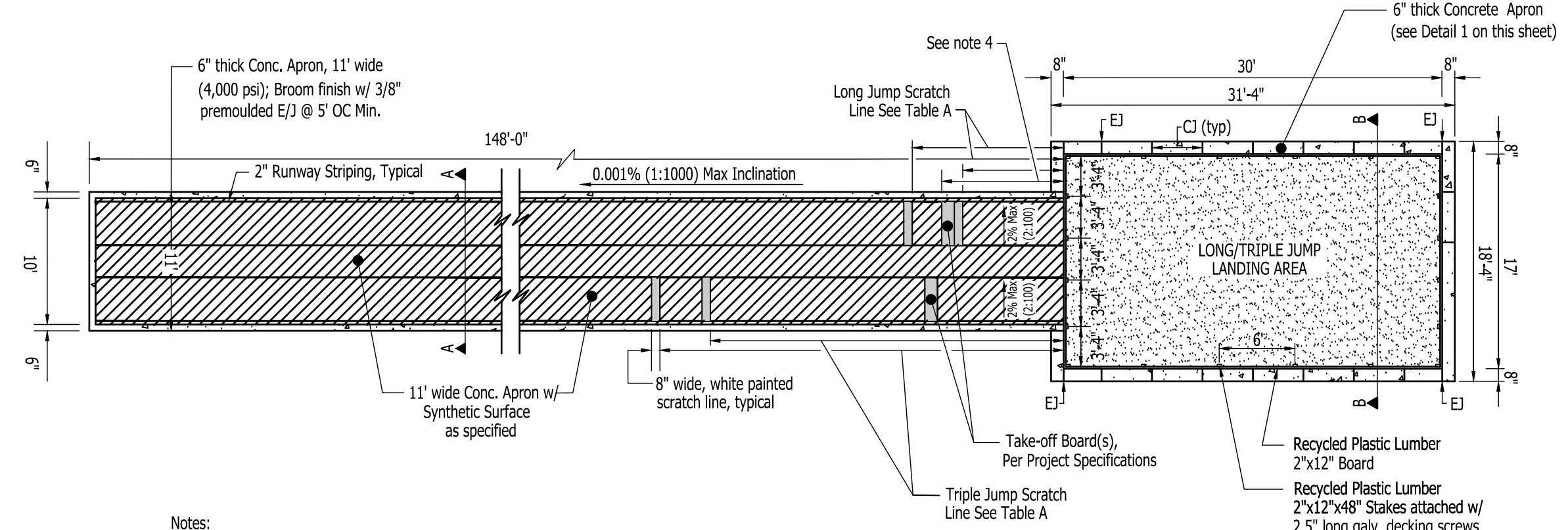
**4 HIGH JUMP DETAIL**  
C05.04 NOT TO SCALE



**SECTION A-A**



**SECTION B-B**



- Notes:**
- See Layout sheet (C01.02) for location.
  - All construction and installation must meet current National Federation of State High School Associations (NFHS) standards, Running Tracks - A Construction & Maintenance Manual by the American Sports Association & WCPSS Specifications.
  - Contractor shall confirm equipment layout and concrete pad dimensions prior to installation.
  - Contractor shall coordinate w/ Manufacturer & School AD for proper placement and layout of equipment prior to installation.
  - All equipment shall be installed per Manufacturer's standards and recommendations.
  - Runway striping shall include length measurements/markings from start of event to pit for both runways (Long & Triple Jump runways) Coordinate with School Athletic Director Prior to Striping.
  - Refer to Project Specifications for additional information.

**Table A: Scratch Line Measurements**


Event	Boys	Girls
Long Jump	12'	8'
Triple Jump	32'	24'

(NOTE: Distance from scratch line, or takeoff board may be adjusted to accommodate different levels of competition.)

**6 LONG/TRIPLE JUMP AREA DETAIL**  
C05.04 NOT TO SCALE



**Dewberry Engineers Inc.**  
2610 WYCLIFF ROAD  
SUITE 410  
RALEIGH, NC 27607  
PHONE: 919.881.9939  
FAX: 919.881.9923  
NCBELS #F-0929



**WAKE COUNTY  
PUBLIC SCHOOL SYSTEM**  
CARY, NORTH CAROLINA

**CARY HIGH SCHOOL  
STADIUM LIGHTING UPGRADES  
& TRACK RESURFACE**  
638 WALNUT STREET  
CARY, NORTH CAROLINA 27511

SEAL

**ADDENDUM #3**

SCALE: AS SHOWN

**FOR BIDDING ONLY**  
NOT FOR CONSTRUCTION

**TOWN OF CARY**  
PROJECT NO.: 24-DP-6194

No.	DATE	BY	Description
0	2/5/24	CPR	Bid Docs

**REVISIONS**

DRAWN BY: TGL  
APPROVED BY: CPR  
CHECKED BY: RDR  
DATE: FEBRUARY 5, 2024

TITLE: **CIVIL  
DETAILS**

PROJECT NO. 50167134

**C05.04**